



HARRIS COUNTY EMERGENCY SERVICES DISTRICT #1

BOARD OF COMMISSIONERS
REGULAR MEETING

Meeting Date: Friday, December 20, 2024
Meeting Time: 9:00 a.m.
Posting Date: Friday, December 13, 2024

Location: 2800 Aldine Bender Road
Houston, Texas 77032

APPROVED
Harris County ESD #1
Board of Commissioners

AGENDA

- 1. Call to order
2. Moment of Silence and Pledge of Allegiance
3. Roll Call of Commissioners
4. Adoption of agenda
5. Open Forum*
6. Open Comments from the Board of Commissioners
7. Review and possibly approve all Meeting Minutes
8. Report from Building Committee
9. Possible action on Building Committee report
10. Discuss and possibly approve amendment of AGCM fees
11. Discuss and possibly approve the Morton Accounting Services' monthly report and authorize payment of bills
12. Possible action on The Morton Accounting Services' monthly report
13. Authorize publication of Notice of District Administration Office Address (by Jan. 31st)
14. Authorize filing of Annual Report with the Texas Department of Agriculture (by Jan. 1st)
15. Authorize filing of financial and tax-related information with Texas Comptroller pursuant to Texas Local Government Code §203.062 and §403.0241 for the Special Purpose District Public Information Database
16. Discuss and possibly approve of ambulances
17. Discuss and possibly approve purchase of ambulance chassis
18. Harris County Emergency Corps Report & Tour of EMS Station 93
19. Discuss and possibly approve Commissioner attendance at Safe-D conference
20. Possible action on Harris County Emergency Corps Report
21. Adjourn to closed session
a. Meeting closed for the purposes to deliberate the appointment, employment, evaluation, reassignment, duties, discipline, or dismissal of a public employee, up to and including Commissioners, Executive Director, Director(s) and potential appointees to the Board of Commissioners - Tex. Gov't Code § 551.074(a) (1).
b. Confer with attorney re: pending or threatened litigation - Tex. Gov't Code § 551.071(1) (A).
c. Receive advice from attorney regarding legal issues - Tex. Gov't Code § 551.071(2).
d. Discussion regarding the purchase, exchange, lease, or value of real property - Tex. Gov't Code § 551.072.
22. Possible action on closed session
23. Announce next Board meeting
24. Adjourn

DEC 20 2024
V President Shirley Reed
Secretary: Cecilia Bagan

HARRIS COUNTY EMERGENCY SERVICES
DISTRICT #1

Caryn Papantonakis
Attorney for the District



*Persons wishing to speak before the board may speak one time only and will be limited to 5 minutes per speaker



Harris County Emergency Services District 1
2800 Aldine Bender Road
Houston, Texas 77032

**REGULAR BOARD MEETING
December 20, 2024
ROLL CALL OF COMMISSIONERS**

- CATHY SUNDAY, PRESIDENT**
- SHIRLEY REED, VICE PRESIDENT**
- FRED SCIBUOLA, TREASURER**
- VIRGINIA BAZAN, SECRETARY**
- PETE SERNA, ASSISTANT TREASURER**
- CARYN PAPANTONAKIS, LEGAL COUNSEL TO BOARD**
- MELISSA MORTON, CPA TO THE BOARD**

APPROVED
Harris County ESD #1
Board of Commissioners

DEC 20 2024

✓ President Shirley Reed
Secretary Virginia Bazan

~~~~~

- JEREMY HYDE, HCEC PRESIDENT**
- HEATH WHITE, HCEC VP OF OPERATIONS**
- KEIR VERNON, HCEC VP OF ADMINISTRATION**
- MARK SMITH, HCEC GENERAL COUNSEL**







**HARRIS COUNTY EMERGENCY SERVICES DISTRICT #1**

**BOARD OF COMMISSIONERS  
REGULAR MEETING**

Meeting Date: Friday, December 20, 2024      Location: 2800 Aldine Bender Road  
Meeting Time: 9:00 a.m.      Houston, Texas 77032  
Posting Date: Friday, December 13, 2024

**AGENDA**

APPROVED  
Harris County ESD #1  
Board of Commissioners

DEC 20 2024

✓ President: Shirley Reed  
Secretary: Caryn Papantonakis

1. Call to order
2. Moment of Silence and Pledge of Allegiance
3. Roll Call of Commissioners
4. Adoption of agenda
5. Open Forum\*
6. Open Comments from the Board of Commissioners
7. Review and possibly approve all Meeting Minutes
8. Report from Building Committee
9. Possible action on Building Committee report
10. Discuss and possibly approve amendment of AGCM fees
11. Discuss and possibly approve the Morton Accounting Services' monthly report and authorize payment of bills
12. Possible action on The Morton Accounting Services' monthly report
13. Authorize publication of Notice of District Administration Office Address (by Jan. 31st)
14. Authorize filing of Annual Report with the Texas Department of Agriculture (by Jan. 1st)
15. Authorize filing of financial and tax-related information with Texas Comptroller pursuant to Texas Local Government Code §203.062 and §403.0241 for the Special Purpose District Public Information Database
16. Discuss and possibly approve of ambulances
17. Discuss and possibly approve purchase of ambulance chassis
18. Harris County Emergency Corps Report & Tour of EMS Station 93
19. Discuss and possibly approve Commissioner attendance at Safe-D conference
20. Possible action on Harris County Emergency Corps Report
21. Adjourn to closed session
  - a. Meeting closed for the purposes to deliberate the appointment, employment, evaluation, reassignment, duties, discipline, or dismissal of a public employee, up to and including Commissioners, Executive Director, Director(s) and potential appointees to the Board of Commissioners - Tex. Gov't Code § 551.074(a) (1).
  - b. Confer with attorney re: pending or threatened litigation - Tex. Gov't Code § 551.071(1) (A).
  - c. Receive advice from attorney regarding legal issues - Tex. Gov't Code § 551.071(2).
  - d. Discussion regarding the purchase, exchange, lease, or value of real property - Tex. Gov't Code § 551.072.
22. Possible action on closed session
23. Announce next Board meeting
24. Adjourn

HARRIS COUNTY EMERGENCY SERVICES  
DISTRICT #1

Caryn Papantonakis  
Caryn Papantonakis  
Attorney for the District



\*Persons wishing to speak before the board may speak one time only and will be limited to 5 minutes per speaker





DEC 20 2024

President: Shirley Reed  
Secretary: Virginia Bazan

**HARRIS COUNTY EMERGENCY SERVICES DISTRICT #1  
BOARD OF COMMISSIONERS  
REGULAR MEETING  
MINUTES – November 26, 2024**

1. **Call to Order:** Shirley Reed called the meeting to order at 10:01 am.
2. **Moment of Silence and Pledge of Allegiance:** Shirley Reed called for a moment of silence and followed with the Pledge of Allegiance at 10:01 am.
3. **Roll Call of Commissioners:** Present at call to order were HCESD-1 Commissioners: Vice President Shirley Reed, Treasurer Fred Scibuola, Asst. Treasurer Pete Serna, Secretary Virginia Bazan, and Melissa Morton with The Morton Accounting Services along with Legal Counsel Caryn Papantonakis. Also present were Harris County Emergency Corps (HCEC) personnel: President Jeremy Hyde, Executive Administrative Asst. Michelle Sterling along with Legal Counsel Mark Smith. President Cathy Sunday was not present.
4. **Adoption of Agenda:** Pete Serna made a motion to adopt the agenda as presented. Motion carried.
5. **Open Forum:** HCEC company party at Top Golf on December 12 at 6:30 pm. per Jeremy Hyde.
6. **Open Comments from the Board of Commissioners:** Ms. Reed announced the Senior Citizen Gala at MO Campbell on December 3<sup>rd</sup> as well as Adopt a Family at HCEC headquarters on December 20<sup>th</sup>.
7. **Review and possibly approve all Meeting Minutes:** Motion to approve all meeting minutes as presented was made by Fred Scibuola. Motion carried.
8. **Report from Building Committee:** Jeremy Hyde stated that Station 93 construction is almost complete. The documents are included in the Board packet for substantial completion as well as the warranty for the roof and air condition to be signed today. The pond and water document will be tabled as the change order is not finalized. They are hoping to get a decrease on the quote that is currently included. The other change order is under \$8,000 after Willie Sanders completed his walk-through. That included an extension to the island and tile change.
9. **Possible action on Building Committee report:** Motion made to approve change order in the amount of \$7,807.48 for station 93 was made by Fred Scibuola. Motion carried.
10. **Discuss and possibly approve The Morton Accounting Services' monthly report and authorize payment of bills:** Melissa Morton gave the report as follows: At the beginning of October, the Harris County Emergency Services District No 1 (HCESD No 1) beginning Operating Fund Balance was \$14,497,258. During the month, HCESD No 1 received \$57,530 in revenue – the majority of which came from Texas Class Interest. HCESD No 1 processed \$2,176,754 in disbursements during the month. 97% of this balance is payments to HCEC for monthly services (\$1,820,469) and to Construction Masters (\$295,621) for Building Improvements. The ending balance as of October 31, 2024 is \$12,378,035. During October, the opening balance for the Texas Class Prime Investment account was \$14,435,378. We received in interest \$29,255 from the Prime General Texas Class account and \$27,667 from the Gov HCESD#1 account. The ending interest rate was 5.0420% for Texas Class Prime and 4.7560% for Texas Class Gov. The ending balance for October was

\$11,892,300. The invoices pending board approval total \$2,410,740. Modifications to this number include Harris County appraisal district invoice which had a credit of \$11,193 that was applied last week for elections. Total amount to approve today is less than the amount on the report. Payment in the amount of \$373,780.00 for Mount Houston Road MUD was made in November. The annual debt payment of \$662,727.00 is due and this cannot be an ACH so they will draft from account. This information was emailed to Jeremy Hyde at start of today's meeting. Virginia Bazan had a late reimbursement request in the amount of \$3200.00. The total amount pending for board approval is \$2,702,887.98. Motion to approve monthly report and payment of bills was made by Fred Scibuola. Motion carried.

11. **Possible action on The Morton Accounting Services' monthly report:** None.
  
12. **Harris County Emergency Corps Report:** HCEC report was given by Mr. Hyde as follows:
  - HCEC responded to 2365 911 calls this month, compared to 2531 in the previous month. Response time is 8:43.
  - We held Trimester CE last week. All credentialed medical providers were required to attend. This course covered trauma care.
  - Our new Supervisors are in the process of completing the Ambulance Service Manager class in Oklahoma.
  - HCEC will soon roll out a new software platform, Ninth Brain, which will combine some of the software solutions we currently use for scheduling and training.
  - HCEC renewed its health insurance plan with only an 8% increase.
  - EMS Station 93 should be complete in mid-December. We have ordered the furniture for the station already.
  - Vehicle Accidents last month: 3 (minor)
  - Vehicle Maintenance Reports last month: 11
  
13. **Possible action on Harris County Emergency Corps Report:** None.
  
14. **Adjourn to closed session:** None.
  
15. **Possible action on closed session:** None.
  
16. **Announce next Board meeting:** The Regular Board of Commissioners meeting will be held on Friday, December 20, 2024 at 9:00 am.
  
17. **Adjourn:** Fred Scibuola made a motion to adjourn. Motion carried. Meeting adjourned at 10:44 am.



**HCESD 1 – EMS STATION #93  
MONTHLY STATUS REPORT  
PERIOD: 12/1/2024 - 12/31/2024**

This is a status summary for HCESD 1 – EMS Station #93 for the period referenced above. This Report may include information that has become available prior to issuance of this report. Information presented within this report is a general indicator of the progress and performance on the project.

|                                      |                      |                           |                |
|--------------------------------------|----------------------|---------------------------|----------------|
| <b>OWNER:</b>                        | Harris County ESD #1 | <b>POINT OF CONTACT:</b>  | Jeremy Hyde    |
| <b>DESIGN/BUILD TEAM:</b>            | Construction Masters | <b>POINT OF CONTACT:</b>  | Dennis Busby   |
| <b>ORIGINAL CONTRACT COMPLETION:</b> | 10/1/2024            | <b>ORIGINAL CONTRACT:</b> | \$3,200,000.00 |
| <b>CURRENT CONTRACT COMPLETION:</b>  | 10/1/2024            | <b>CURRENT CONTRACT:</b>  | \$3,187,599.98 |
| <b>DAYS EXTENDED:</b>                | 0                    | <b>DELIVERY METHOD:</b>   | Design-Build   |

**PROJECT HEALTH INDICATOR**

| METRIC    | POOR | AT RISK | AVERAGE  | GOOD     | EXCELLENT |
|-----------|------|---------|----------|----------|-----------|
| SCHEDULE: |      |         | <b>X</b> |          |           |
| BUDGET:   |      |         |          |          | <b>X</b>  |
| QUALITY:  |      |         |          | <b>X</b> |           |





**Summary of Work During this Period**

- 1. Interior Buildout
  - a. Punchout – In Progress

**Project Schedule Review**

- 1. Milestones Achieved to Date
  - a. Receipt of permits – 9/23
  - b. Mobilization - 10/23
  - c. Demolition of existing structure – 10/23
  - d. Pour foundation – 12/23
  - e. Structural steel erection – 2/24
  - f. Complete sitework – 4/24
  - g. Complete building exterior – 9/24
  - h. Energize building – 10/24
  - i. HVAC startup 10/24
  - j. Complete building interior – 11/24
  - k. Substantial Completion – 11/24
- 2. Milestones Anticipated Next Period
  - a. Punchout and Final Completion – 12/24

3. Schedule Performance (Baseline vs Actual)

Substantial Completion was dated as 11/6/24 (attached). This is after the 10/1/24 contractual substantial completion date. Punch list items are in progress of being completed, an initial re-walk was done with some items still pending, and an additional re-walk of these remaining items is planned for end of December or early January. Close-out documents are in the process of being compiled for turnover to the owner.

**Budget Status**

|                                                           |                |
|-----------------------------------------------------------|----------------|
| 1. Contract Status                                        |                |
| a. Original Contract Value:                               | \$3,200,000.00 |
| b. Approved Change Orders:                                | (\$12,400.02)  |
| c. Current Contract Value:                                | \$3,187,599.98 |
| d. Amount Completed and Stored to Date (incl. retainage): | \$3,187,599.98 |
| e. Percent Complete to Date:                              | 100.00%        |



- 2. Change Orders
  - a. Approved Change Orders (\$12,400.02)
  - b. Pending Change Orders \$2,227.37
  - c. Denied/Declined Change Orders \$0.00

- 3. Comments
 

CPR 7 was approved by the board in the November board meeting. An official change order will be issued for approval most likely in January to fully execute this change and add it into the contract value.

**Construction Quality**

- 1. Non-conforming work this period
  - a. The punch list was compiled on 11/6/24 and then re-walked for completion on 12/4/24. During the re-walk, several items were still not complete and several other items needing correction were added to the punch list. An additional re-walk is planned for the end of December/early January, pending completion of the items.
  - b. The ADA shower in the dorm area did not pass the recent ADA inspection, due to clearance issues. Construction Masters is redoing that shower currently for reinspection.
- 2. Critical Observations
  - a. This Period:
    - i. Completion of punch list items
  - b. Anticipated next Period:
    - i. Completion of punch list items
    - ii. Owner occupancy and closeout
- 3. Comments
 

In general, quality has been per plans and specifications.

**Owner Action Items**

- 1. None

Photos



**12/4/24 Finished kitchen area**




**12/18/24 Finished building exterior**





**12/18/24 Owner furniture and attic stock**



**12/18/24 ADA shower redo underway**



**HCESD 1 – EMS STATION #96**  
**MONTHLY STATUS REPORT**  
**PERIOD: 12/1/2024 - 12/31/2024**

This is a status summary for HCESD 1 – EMS Station #96 for the period referenced above. This Report may include information that has become available prior to issuance of this report. Information presented within this report is a general indicator of the progress and performance on the project.

|                                      |                      |                           |                |
|--------------------------------------|----------------------|---------------------------|----------------|
| <b>OWNER:</b>                        | Harris County ESD #1 | <b>POINT OF CONTACT:</b>  | Jeremy Hyde    |
| <b>DESIGN/BUILD TEAM:</b>            | Construction Masters | <b>POINT OF CONTACT:</b>  | Dennis Busby   |
| <b>ORIGINAL CONTRACT COMPLETION:</b> | 10/1/2024            | <b>ORIGINAL CONTRACT:</b> | \$3,719,000.00 |
| <b>CURRENT CONTRACT COMPLETION:</b>  | 10/1/2024            | <b>CURRENT CONTRACT:</b>  | \$3,912,548.08 |
| <b>DAYS EXTENDED:</b>                | 0                    | <b>DELIVERY METHOD:</b>   | Design-Build   |

**PROJECT HEALTH INDICATOR**

| METRIC    | POOR | AT RISK | AVERAGE | GOOD | EXCELLENT |
|-----------|------|---------|---------|------|-----------|
| SCHEDULE: | X    |         |         |      |           |
| BUDGET:   | X    |         |         |      |           |
| QUALITY:  |      |         |         | X    |           |



**Summary of Work During this Period**

- 1. Sitework
  - a. Continued pond de-watering – In Progress

**Project Schedule Review**

- 1. Milestones Achieved to Date
  - a. Receipt of permits - 9/23
  - b. Mobilization/contractor move-in to existing building - 10/23
  - c. Pour foundation – 11/23
  - d. Structural steel erection – 2/24
  - e. Demolition of existing structure – 3/24
  - f. Complete building exterior – 10/24
- 2. Milestones Anticipated Next Period
  - a. Start pond re-work – 12/24
  - b. Start MUD watermain construction – 1/25
  - c. Continue interior buildout with use of HCESD1 generator – 1/25

3. Schedule Performance (Baseline vs Actual)

The detention pond redesign drawings have been approved. The pond re-work will start 12/18/24 and is scheduled to complete at the end of January. The MUD watermain construction is anticipated to begin in early January and complete at the end of February. Interior buildout will re-commence at the beginning of February, with the use of HCESD1’s generator. Permanent power cannot be established until inspections are passed after the MUD and pond work is complete. Construction Masters currently has building turnover scheduled for 4/11/25. There are many variables related to the eventual project completion including County permitting, the MUD district, Centerpoint, etc. that could cause this estimated scheduling to change. AGCM will continue to monitor this closely.

**Budget Status**

- 1. Contract Status
  - a. Original Contract Value: \$3,719,000.00
  - b. Approved Change Orders: \$193,548.08
  - c. Current Contract Value: \$3,912,548.08
  - d. Amount Completed and Stored to Date (incl. retainage): \$3,619,248.62
  - e. Percent Complete to Date: 92.50%





- 2. Change Orders
  - a. Approved Change Orders \$193,548.08
  - b. Pending Change Orders \$113,502.32
  - c. Denied/Declined Change Orders \$0.00

- 3. Comments
  - CPR 6, related to the pond changes, has been previously discussed at past board meetings. Once de-watering is complete, Construction Masters will submit a final proposal, reflecting the de-watering work needed.
  - CPR 7 was approved by the board in the November board meeting. An official change order will be issued for approval most likely in January to fully execute CPRs 6 and 7 and add them into the contract value.

**Construction Quality**

- 1. Non-conforming work this period
  - a. None
- 2. Critical Observations
  - a. This Period:
    - i. Observation of pond conditions and de-watering
  - b. Anticipated next Period:
    - i. Pond re-construction
    - ii. MUD watermain construction
    - iii. Continued interior buildout
- 3. Comments:
  - In general, quality has been per plans and specifications.

**Pending Issues**

- 1. MUD watermain installation – See above explanation in the Project Schedule Review.
- 2. Detention pond – See above explanation in the Project Schedule Review and Budget Status.

**Owner Action Items**

- 1. AGCM fee reallocation (see attached) – AGCM has \$1495.82 remaining of their project management support fee as of 10/31/24. Two of AGCM’s subconsultants will likely have unused portions of the approved proposal amounts when the project is completed. The Asbestos subconsultant has \$1100 that will remain unused as their scope is complete. The CMT subconsultant has \$6992.70 remaining, of which some will be used for CMT services related to the EMS 96 pond re-work and remaining paving. AGCM will likely finish the project about \$20k over their approved fee amount, so we are hoping to be able to reallocate any unused subconsultant fees into the AGCM fee amount to cover some of the overage. No further contract extension will be submitted to cover any overages outside of this reallocation and AGCM will remain dedicated to the project through completion regardless of the decision.

**Photos**



**12/18/24 Pond re-work prepping commencement**



**12/18/24 Building interior progress**



EMS 93 PROJECT BUDGET

12/19/2024

| Line Item | Description                             | A<br>Original<br>Commitments | B<br>Approved Changes | C<br>Current Commitments<br>A + B | D<br>Pending Changes | E<br>Projected Commitments<br>C + D | F<br>Current Actual Costs | G<br>Remaining Projected<br>Balance E - F | % Complete    | Comments                                      |
|-----------|-----------------------------------------|------------------------------|-----------------------|-----------------------------------|----------------------|-------------------------------------|---------------------------|-------------------------------------------|---------------|-----------------------------------------------|
| 1         | Construction (CM)                       | 3,200,000.00                 | -12,400.02            | 3,187,599.98                      | 2,227.37             | 3,189,827.35                        | 3,187,599.98              | 2,227.37                                  | 99.83%        |                                               |
| 2         | Land Cost                               | 10.00                        |                       | 10.00                             |                      | 10.00                               | 10.00                     |                                           | 100.00%       | Easement purchase                             |
| 3         | Design/Build Basic Services (CM)        | 151,250.00                   | 63,750.00             | 215,000.00                        | -5,500.00            | 212,500.00                          | 207,062.50                | 5,437.50                                  | 97.44%        | Pending - Credit for Pre-Com after completion |
| 4         | Design/Build Reimbursable Services (CM) | 6,219.00                     |                       | 6,219.00                          |                      | 6,219.00                            | 6,219.00                  |                                           | 100.00%       | Topographic survey                            |
| 5         | Platting Fees                           | 18,101.08                    |                       | 18,101.08                         |                      | 18,101.08                           | 18,101.08                 |                                           | 100.00%       |                                               |
| 6         | Program Management Fee (AGCM)           | 129,570.00                   | 18,045.90             | 147,615.90                        |                      | 147,615.90                          | 146,887.43                | 71.00                                     | 99.48%        |                                               |
| 7         | AGCM Additional Services (10% Incl.)    |                              |                       |                                   |                      |                                     |                           |                                           |               |                                               |
| 8         | Construction Materials Testing          | 22,866.00                    |                       | 22,866.00                         |                      | 22,866.00                           | 17,880.80                 | 4,985.20                                  | 78.29%        | Scope complete                                |
| 9         | Geotech                                 | 5,000.00                     |                       | 5,000.00                          |                      | 5,000.00                            | 6,050.00                  |                                           | 100.00%       |                                               |
| 10        | Survey                                  | 3,715.80                     |                       | 3,715.80                          |                      | 3,715.80                            | 3,715.80                  |                                           | 100.00%       |                                               |
| 11        | Asbestos Survey                         | 8,965.00                     |                       | 8,965.00                          |                      | 8,965.00                            | 8,415.00                  | 550.00                                    | 93.81%        | Scope complete                                |
| 12        | Soils                                   |                              |                       |                                   |                      |                                     |                           |                                           |               |                                               |
| 13        | Date Service                            |                              |                       | 0.00                              |                      | 0.00                                |                           | 0.00                                      | 100.00%       |                                               |
| 14        | Gas Service                             | 1,404.00                     |                       | 1,404.00                          |                      | 1,404.00                            | 1,404.00                  |                                           | 100.00%       |                                               |
| 15        | Electrical Service                      |                              |                       | 0.00                              |                      | 0.00                                |                           |                                           | 100.00%       |                                               |
| 16        | Water Service                           | 27,137.00                    |                       | 27,137.00                         |                      | 27,137.00                           | 27,137.00                 |                                           | 100.00%       |                                               |
|           | <b>Totals</b>                           | <b>3,575,387.88</b>          | <b>66,385.48</b>      | <b>3,641,773.36</b>               | <b>-272.63</b>       | <b>3,644,510.73</b>                 | <b>3,630,562.39</b>       | <b>13,948.34</b>                          | <b>99.62%</b> |                                               |

| ID | Task Mode | Task Name                              | Duration | Start        | Finish       | Predecessors | Actual Start | Actual Finish | Total Slack | March | April | May | June | July |   |   |
|----|-----------|----------------------------------------|----------|--------------|--------------|--------------|--------------|---------------|-------------|-------|-------|-----|------|------|---|---|
| 1  | 📌         | EMS Station 96                         | 451 days | Fri 7/21/23  | Fri 4/11/25  |              | Fri 7/21/23  | NA            | 0 days      | E     | B     | M   | E    | M    | B | M |
| 2  | ✓         | Release Subcontractors                 | 1 day    | Fri 7/21/23  | Fri 7/21/23  |              | Fri 7/21/23  | Fri 7/21/23   | 0 days      |       |       |     |      |      |   |   |
| 3  | ✓         | Receipt of HC Engineering Permit       | 0 days   | Mon 9/11/23  | Mon 9/11/23  |              | Mon 9/11/23  | Mon 9/11/23   | 0 days      |       |       |     |      |      |   |   |
| 4  | ✓         | Owner Move Out                         | 3 wks    | Mon 9/11/23  | Sun 10/1/23  |              | Mon 9/11/23  | Sun 10/1/23   | 0 wks       |       |       |     |      |      |   |   |
| 5  | ✓         | Submittal Review                       | 77 days  | Wed 8/9/23   | Thu 11/23/23 |              | Wed 8/9/23   | Thu 11/23/23  | 0 days      |       |       |     |      |      |   |   |
| 12 | ✓         | Fire Line Items                        | 156 days | Tue 12/26/23 | Tue 7/30/24  |              | Tue 12/26/23 | NA            | 183 days    |       |       |     |      |      |   |   |
| 16 | ✓         | Lead Times                             | 224 days | Wed 8/16/23  | Mon 6/24/24  |              | Wed 8/16/23  | Mon 6/24/24   | 0 days      |       |       |     |      |      |   |   |
| 24 | ✓         | Construction                           | 404 days | Tue 9/26/23  | Fri 4/11/25  |              | Tue 9/26/23  | NA            | 0 days      |       |       |     |      |      |   |   |
| 25 | ✓         | Mobilization                           | 8 days   | Wed 9/27/23  | Fri 10/6/23  | 4            | Wed 9/27/23  | Fri 10/6/23   | 0 days      |       |       |     |      |      |   |   |
| 29 | ✓         | Building Foundation                    | 44 days  | Tue 9/26/23  | Sat 11/25/23 |              | Tue 9/26/23  | Sat 11/25/23  | 0 days      |       |       |     |      |      |   |   |
| 45 | ✓         | Building Shell                         | 199 days | Mon 12/18/23 | Thu 9/19/24  |              | Mon 12/18/23 | Thu 9/19/24   | 0 days      |       |       |     |      |      |   |   |
| 61 | ✓         | Interior Buildout                      | 320 days | Mon 1/22/24  | Fri 4/11/25  |              | Mon 1/22/24  | NA            | 0 days      |       |       |     |      |      |   |   |
| 62 | ✓         | Sprinkler pipe                         | 2 wks    | Mon 1/29/24  | Tue 3/12/24  | 53           | Mon 1/29/24  | Tue 3/12/24   | 0 wks       |       |       |     |      |      |   |   |
| 63 | ✓         | Ductwork                               | 2 wks    | Mon 1/22/24  | Tue 3/12/24  | 53           | Mon 1/22/24  | Tue 3/12/24   | 0 wks       |       |       |     |      |      |   |   |
| 64 | ✓         | Insulate ductwork                      | 2 days   | Mon 2/5/24   | Thu 3/14/24  | 63           | Mon 2/5/24   | Thu 3/14/24   | 0 days      |       |       |     |      |      |   |   |
| 65 | ✓         | Overhead electrical                    | 2 wks    | Mon 2/5/24   | Fri 3/15/24  | 53           | Mon 2/5/24   | Fri 3/15/24   | 0 wks       |       |       |     |      |      |   |   |
| 66 | ✓         | Plumbing topout                        | 2 wks    | Mon 2/29/24  | Fri 3/15/24  | 53           | Mon 2/29/24  | Fri 3/15/24   | 0 wks       |       |       |     |      |      |   |   |
| 67 | ✓         | Set mechanical equipment               | 3 days   | Wed 5/15/24  | Fri 5/17/24  | 128          | Wed 5/15/24  | Fri 5/17/24   | 0 days      |       |       |     |      |      |   |   |
| 68 | ✓         | Frame interior walls                   | 7 days   | Mon 2/5/24   | Tue 3/26/24  | 62,63,65,66  | Mon 2/5/24   | Tue 3/26/24   | 0 days      |       |       |     |      |      |   |   |
| 69 | ✓         | One-side drywall                       | 1 wk     | Tue 4/16/24  | Fri 4/26/24  | 56           | Tue 4/16/24  | Fri 4/26/24   | 0 wks       |       |       |     |      |      |   |   |
| 70 | ✓         | In-wall electrical                     | 5 days   | Tue 2/6/24   | Mon 5/20/24  | 69           | Tue 2/6/24   | Mon 5/20/24   | 0 days      |       |       |     |      |      |   |   |
| 71 | ✓         | Measure millwork                       | 1 day    | Mon 4/29/24  | Mon 4/29/24  | 69           | Mon 4/29/24  | Mon 4/29/24   | 0 days      |       |       |     |      |      |   |   |
| 72 | ✓         | Build electrical service               | 2.8 wks  | Mon 5/20/24  | Thu 6/6/24   | 21           | Mon 5/20/24  | Thu 6/6/24    | 0 wks       |       |       |     |      |      |   |   |
| 73 | ✓         | Pond Redesign / County Approval        | 5.2 wks  | Mon 11/4/24  | Mon 12/9/24  |              | Mon 11/4/24  | Mon 12/9/24   | 0 wks       |       |       |     |      |      |   |   |
| 74 | 📌         | Pond Rework - Paving Completion        | 30 days  | Mon 12/16/24 | Fri 1/24/25  |              | NA           | NA            | 15 days     |       |       |     |      |      |   |   |
| 75 | 📌         | MUD Completion                         | 40 days  | Mon 1/6/25   | Fri 2/28/25  |              | NA           | NA            | 0 days      |       |       |     |      |      |   |   |
| 76 | 📌         | Final Engineering County Inspections   | 10 days  | Mon 3/3/25   | Fri 3/14/25  | 75,74,142    | NA           | NA            | 0 days      |       |       |     |      |      |   |   |
| 77 | 📌         | Energize Building With HCESD Generator | 3 days   | Mon 1/6/25   | Wed 1/8/25   | 73           | NA           | NA            | 31 days     |       |       |     |      |      |   |   |
| 78 | 📌         | HVAC Startup                           | 3 days   | Thu 1/9/25   | Mon 1/13/25  | 77           | NA           | NA            | 31 days     |       |       |     |      |      |   |   |
| 79 | ✓         | Wood Blocking                          | 2 days   | Mon 5/20/24  | Wed 5/22/24  | 70           | Mon 5/20/24  | Wed 5/22/24   | 0 days      |       |       |     |      |      |   |   |
| 80 | ✓         | Insulate walls                         | 1 wk     | Fri 6/21/24  | Thu 6/27/24  |              | Fri 6/21/24  | Thu 6/27/24   | 0 wks       |       |       |     |      |      |   |   |

Project: Station 94  
Date: Tue 12/10/24

Manual Progress

Task

Split

Milestone

Summary

Project Summary

Inactive Task

Inactive Milestone

Inactive Summary

Manual Task

Duration-only

Manual Summary Rollup

Manual Summary

Start-only

Finish-only

External Tasks

External Milestone

Deadline

Critical

Critical Split

Progress

Page 1

| ID  | Task Mode | Task Name                       | Duration | Start       | Finish      | Predecessors | Actual Start | Actual Finish | Total Slack | March | April | May | June | July |
|-----|-----------|---------------------------------|----------|-------------|-------------|--------------|--------------|---------------|-------------|-------|-------|-----|------|------|
| 81  | ✓         | Complete drywall installation   | 1 wk     | Fri 6/28/24 | Thu 7/4/24  | 80,69        | Fri 6/28/24  | Thu 7/4/24    | 0 wks       | E     | B     | M   | E    | M    |
| 82  | ✓         | Tape & float drywall            | 2 wks    | Fri 7/5/24  | Thu 7/18/24 | 81,58,56     | Fri 7/5/24   | Thu 7/18/24   | 0 wks       |       |       |     |      |      |
| 83  | ✓         | Prime walls                     | 3 days   | Fri 7/19/24 | Tue 7/23/24 | 82           | Fri 7/19/24  | Tue 7/23/24   | 0 days      |       |       |     |      |      |
| 84  | ✓         | Install ceiling grid            | 3 days   | Wed 7/24/24 | Fri 7/26/24 | 83           | Wed 7/24/24  | Fri 7/26/24   | 0 days      |       |       |     |      |      |
| 85  | ✓         | Frame drywall ceilings          | 2 days   | Wed 7/24/24 | Thu 7/25/24 | 83           | Wed 7/24/24  | Thu 7/25/24   | 0 days      |       |       |     |      |      |
| 86  | ✓         | Light fixtures                  | 5 days   | Mon 7/29/24 | Fri 8/2/24  | 84,85        | Mon 7/29/24  | Fri 8/2/24    | 0 days      |       |       |     |      |      |
| 87  | ✓         | Sprinkler heads                 | 3 days   | Wed 8/28/24 | Fri 1/24/25 | 84,85,77     | Wed 8/28/24  | Fri 1/24/25   | 0 days      |       |       |     |      |      |
| 88  | ✓         | Harris County Hydro Test        | 2 days   | Mon 9/2/24  | Fri 1/24/25 | 87           | Mon 9/2/24   | Fri 1/24/25   | 0 days      |       |       |     |      |      |
| 89  | ✓         | Flex duct and GRDs              | 1 wk     | Mon 7/29/24 | Fri 8/2/24  | 84,85        | Mon 7/29/24  | Fri 8/2/24    | 0 wks       |       |       |     |      |      |
| 90  | ✓         | Low voltage wire                | 1 wk     | Mon 7/29/24 | Fri 8/2/24  | 84,85        | Mon 7/29/24  | Fri 8/2/24    | 0 wks       |       |       |     |      |      |
| 91  | ✓         | Sheetrock ceilings              | 0 days   | Thu 7/25/24 | Fri 7/26/24 | 87,89,90     | Thu 7/25/24  | Fri 7/26/24   | 0 days      |       |       |     |      |      |
| 92  | ✓         | prime ceilings                  | 1 day    | Mon 7/29/24 | Mon 7/29/24 | 91           | Mon 7/29/24  | Mon 7/29/24   | 0 days      |       |       |     |      |      |
| 93  | ✓         | 1st coat walls and ceilings     | 5 days   | Mon 7/22/24 | Fri 7/26/24 | 92,78        | Mon 7/22/24  | Fri 7/26/24   | 0 days      |       |       |     |      |      |
| 94  | ✓         | Install in-ceiling devices      | 3 days   | Mon 7/29/24 | Wed 7/31/24 | 93           | Mon 7/29/24  | Wed 7/31/24   | 0 days      |       |       |     |      |      |
| 95  | ✓         | Ceiling tiles                   | 3 days   | Tue 1/14/25 | Thu 1/16/25 | 94,78        | NA           | NA            | 31 days     |       |       |     |      |      |
| 96  | ✓         | Wall & floor tile               | 7 days   | Mon 8/26/24 | Tue 9/3/24  | 93           | Mon 8/26/24  | Tue 9/3/24    | 0 days      |       |       |     |      |      |
| 97  | ✓         | Set millwork & counters         | 3 days   | Fri 1/17/25 | Tue 1/21/25 | 96,95        | NA           | NA            | 31 days     |       |       |     |      |      |
| 98  | ✓         | Plumbing fixtures               | 4 days   | Wed 1/22/25 | Mon 1/27/25 | 97           | NA           | NA            | 31 days     |       |       |     |      |      |
| 99  | ✓         | Toilet partitions & accessories | 3 days   | Tue 1/28/25 | Thu 1/30/25 | 98           | NA           | NA            | 31 days     |       |       |     |      |      |
| 100 | ✓         | Resilient flooring              | 2 days   | Fri 1/31/25 | Mon 2/3/25  | 99           | NA           | NA            | 31 days     |       |       |     |      |      |
| 101 | ✓         | Carpet                          | 2 days   | Tue 2/4/25  | Wed 2/5/25  | 100          | NA           | NA            | 31 days     |       |       |     |      |      |
| 102 | ✓         | Final paint                     | 4 days   | Thu 2/6/25  | Tue 2/11/25 | 101          | NA           | NA            | 31 days     |       |       |     |      |      |
| 103 | ✓         | Electrical & data plates        | 2 days   | Wed 2/12/25 | Thu 2/13/25 | 102          | NA           | NA            | 39 days     |       |       |     |      |      |
| 104 | ✓         | Install fans                    | 2 days   | Fri 2/14/25 | Mon 2/17/25 | 103          | NA           | NA            | 39 days     |       |       |     |      |      |
| 105 | ✓         | Rubber base                     | 1 day    | Wed 2/12/25 | Wed 2/12/25 | 102          | NA           | NA            | 31 days     |       |       |     |      |      |
| 106 | ✓         | Swing & lock doors              | 5 days   | Wed 2/12/25 | Tue 2/18/25 | 102          | NA           | NA            | 38 days     |       |       |     |      |      |
| 107 | ✓         | Appliances                      | 2 days   | Thu 2/13/25 | Fri 2/14/25 | 105          | NA           | NA            | 31 days     |       |       |     |      |      |
| 108 | ✓         | Window coverings                | 2 days   | Thu 2/13/25 | Fri 2/14/25 | 107SS        | NA           | NA            | 31 days     |       |       |     |      |      |
| 109 | ✓         | Punchout & inspections          | 4 days   | Mon 2/17/25 | Thu 2/20/25 | 108          | NA           | NA            | 31 days     |       |       |     |      |      |
| 110 | ✓         | Disconnect Temp Generator       | 1 day    | Mon 3/17/25 | Mon 3/17/25 | 76           | NA           | NA            | 0 days      |       |       |     |      |      |
| 111 | ✓         | Permanent Power                 | 8 days   | Tue 3/18/25 | Thu 3/27/25 | 110          | NA           | NA            | 0 days      |       |       |     |      |      |
| 112 | ✓         | Generator Start Up              | 8 days   | Fri 3/28/25 | Tue 4/8/25  | 111          | NA           | NA            | 0 days      |       |       |     |      |      |
| 113 | ✓         | Harris County FM Inspection     | 3 days   | Wed 4/9/25  | Fri 4/11/25 | 112          | NA           | NA            | 0 days      |       |       |     |      |      |

Project: Station 94  
Date: Tue 12/10/24

Manual Progress

Task Split Milestone Summary Project Summary

Inactive Task Inactive Milestone Inactive Summary Manual Task Duration-only

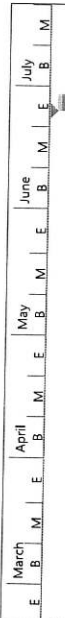
Manual Summary Rollup Manual Summary Start-only Finish-only External Tasks

External Milestone Deadline Critical Critical Split Progress

Page 2



| ID  | Task Mode | Task Name                                  | Duration        | Start              | Finish            | Predecessors             | Actual Start       | Actual Finish | Total Slack    |
|-----|-----------|--------------------------------------------|-----------------|--------------------|-------------------|--------------------------|--------------------|---------------|----------------|
| 114 | ✓         | Set Generator                              | 4 days          | Tue 6/25/24        | Fri 6/28/24       | 20,67                    | Tue 6/25/24        | Fri 6/28/24   | 0 days         |
| 115 | ✓         | <b>Sitework</b>                            | <b>247 days</b> | <b>Thu 2/29/24</b> | <b>Fri 2/7/25</b> |                          | <b>Thu 2/29/24</b> | <b>NA</b>     | <b>45 days</b> |
| 116 | ✓         | Make Safe For Demolition                   | 7 days          | Thu 2/29/24        | Fri 3/8/24        |                          | Thu 2/29/24        | Fri 3/8/24    | 0 days         |
| 117 | ✓         | Asbestos Abatement                         | 3 days          | Mon 3/11/24        | Wed 3/13/24       | 116                      | Mon 3/11/24        | Wed 3/13/24   | 0 days         |
| 118 | ✓         | Demolition of Existing Structures          | 3 days          | Thu 3/14/24        | Mon 3/18/24       | 117                      | Thu 3/14/24        | Mon 3/18/24   | 0 days         |
| 119 | ✓         | Pavement and Foundation Demo               | 2 days          | Tue 3/19/24        | Wed 3/20/24       | 116,118                  | Tue 3/19/24        | Wed 3/20/24   | 0 days         |
| 120 | ✓         | Install New Culverts                       | 4 days          | Mon 3/25/24        | Thu 3/28/24       | 119                      | Mon 3/25/24        | Thu 3/28/24   | 0 days         |
| 121 | ✓         | Storm Sewer Phase 1                        | 2 wks           | Fri 3/29/24        | Thu 4/11/24       | 120                      | Fri 3/29/24        | Thu 4/11/24   | 0 wks          |
| 122 | ✓         | Install Grease Separator                   | 3 days          | Fri 3/29/24        | Tue 4/2/24        | 120                      | Fri 3/29/24        | Tue 4/2/24    | 0 days         |
| 123 | ✓         | Sanitary Sewer                             | 5 days          | Fri 4/12/24        | Thu 4/18/24       | 121                      | Fri 4/12/24        | Thu 4/18/24   | 0 days         |
| 124 | ✓         | Water Service                              | 1 wk            | Mon 4/22/24        | Fri 4/26/24       | 123                      | Mon 4/22/24        | Fri 4/26/24   | 0 wks          |
| 125 | ✓         | Fire Line                                  | 3 days          | Mon 4/22/24        | Wed 4/24/24       | 123                      | Mon 4/22/24        | Wed 4/24/24   | 0 days         |
| 126 | ✓         | Electrical service/ Grounding Loop         | 5 days          | Mon 4/29/24        | Fri 5/3/24        | 123,121,122, Mon 4/29/24 | Mon 4/29/24        | Fri 5/3/24    | 0 days         |
| 127 | ✓         | Natural Gas Line                           | 1 day           | Mon 4/29/24        | Mon 4/29/24       | 121,124,125              | NA                 | NA            | 249 days       |
| 128 | ✓         | Form and pour Mow strips and equipment pad | 10 days         | Wed 5/1/24         | Tue 5/14/24       |                          | Wed 5/1/24         | Tue 5/14/24   | 0 days         |
| 129 | ✓         | Pond Layout                                | 2 days          | Wed 5/15/24        | Thu 5/16/24       | 12655,128                | Wed 5/15/24        | Thu 5/16/24   | 0 days         |
| 130 | ✓         | Dewatering                                 | 30 days         | Mon 5/20/24        | Fri 6/28/24       | 129                      | Mon 5/20/24        | Fri 6/28/24   | 0 days         |
| 131 | ✓         | Excavate Pond                              | 2 wks           | Mon 6/10/24        | Fri 6/21/24       | 130SS+2 wks              | Mon 6/10/24        | Fri 6/21/24   | 0 wks          |
| 132 | ✓         | Form and Pour Pond Walls                   | 4 wks           | Mon 6/24/24        | Fri 7/19/24       | 131                      | Mon 6/24/24        | Fri 7/19/24   | 0 wks          |
| 133 | ✓         | Lift Station/ Phase 2 Storm                | 2 wks           | Mon 6/10/24        | Fri 6/21/24       | 131                      | Mon 6/10/24        | Fri 6/21/24   | 0 wks          |
| 134 | ✓         | Cut/ fill paving                           | 1 wk            | Mon 7/22/24        | Fri 7/26/24       | 132                      | Mon 7/22/24        | Fri 7/26/24   | 0 wks          |
| 135 | ✓         | Bluetop paving                             | 2 days          | Mon 7/29/24        | Tue 7/30/24       | 134                      | Mon 7/29/24        | Tue 7/30/24   | 0 days         |
| 136 | ✓         | Stabilize paving                           | 5 days          | Wed 7/31/24        | Tue 8/6/24        | 135                      | Wed 7/31/24        | Tue 8/6/24    | 0 days         |
| 137 | ✓         | Paving forms & steel                       | 4 days          | Mon 7/29/24        | Mon 8/12/24       | 136,41                   | Mon 7/29/24        | Mon 8/12/24   | 0 days         |
| 138 | ✓         | Place paving                               | 1 day           | Tue 8/13/24        | Tue 8/13/24       | 137                      | Tue 8/13/24        | Tue 8/13/24   | 0 days         |
| 139 | ✓         | Sawcut Control Joints                      | 1 day           | Tue 8/13/24        | Tue 8/13/24       | 138SS                    | Tue 8/13/24        | Tue 8/13/24   | 0 days         |
| 140 | ✓         | Rain Days                                  | 8 days          | Wed 8/14/24        | Fri 8/23/24       | 139,44                   | Wed 8/14/24        | Fri 8/23/24   | 0 days         |
| 141 | ✓         | Landscaping and Irrigation                 | 7 days          | Mon 1/27/25        | Tue 2/4/25        | 74                       | NA                 | NA            | 15 days        |
| 142 | ✓         | Striping                                   | 3 days          | Wed 2/5/25         | Fri 2/7/25        | 141                      | NA                 | NA            | 15 days        |
| 143 | ✓         | Substantial Completion                     | 0 days          | Thu 2/20/25        | Thu 2/20/25       | 109                      | NA                 | NA            | 31 days        |
| 144 | ✓         | Punchout                                   | 5 days          | Fri 2/21/25        | Thu 2/27/25       | 143                      | NA                 | NA            | 31 days        |
| 145 | ✓         | Building turn-over                         | 0 days          | Fri 4/11/25        | Fri 4/11/25       | 144,113                  | NA                 | NA            | 0 days         |



Project: Station 94  
Date: Tue 12/10/24

Manual Progress

External Milestone

Manual Summary Rollup

Inactive Task

Task Split Milestone Summary Project Summary

External Milestone Deadline Critical Critical Split Progress

Manual Summary Manual Summary Start-only Finish-only External Tasks

Page 3



APPROVED  
Harris County ESD #1  
Board of Commissioners

AG|CM, Inc.  
P.O. Box 2682  
1101 Ocean Drive (78404)  
Corpus Christi, TX 78403  
361-882-0469

DEC 20 2024  
President: [Signature]  
Secretary: [Signature]

Harris County ESD #1  
Attn: Jeremy Hyde  
2800 Aldine Bender Rd.  
Houston, TX 77032

Invoice number 11988  
Date 11/01/2024

Project **22-012P Harris County ESD 1 Stations 93 and 96**

Billing Period 09/30/2024 - 10/31/2024

**Invoice Summary**

| Description                                                   | Contract Amount | Total Billed | Prior Billed | Current Billed | Remaining | Percent Complete |
|---------------------------------------------------------------|-----------------|--------------|--------------|----------------|-----------|------------------|
| <b>22-012P PROJECT MANAGEMENT SUPPORT</b>                     | 259,140.00      | 259,139.67   | 259,139.67   | 0.00           | 0.33      | 100.00           |
| <b>CONTRACT FEE EXTENSION</b>                                 | 36,091.00       | 34,595.18    | 28,498.68    | 6,096.50       | 1,495.82  | 95.86            |
| <b>22-012P SURVEY SERVICE AT 1.10</b>                         |                 |              |              |                |           |                  |
| CO IDS SURVEYING                                              | 10,051.80       | 10,051.80    | 10,051.80    | 0.00           | 0.00      | 100.00           |
| CO ENVIORNMENTAL/ASBESTOS                                     | 17,930.00       | 16,830.00    | 16,830.00    | 0.00           | 1,100.00  | 93.87            |
| CO GOETECH                                                    | 12,100.00       | 12,100.00    | 12,100.00    | 0.00           | 0.00      | 100.00           |
| CO CMT                                                        | 51,033.40       | 51,033.40    | 51,033.40    | 0.00           | 0.00      | 100.00           |
| CO CMT #1 UES/ALPHA<br>ADDITIONAL TRIPS, TESTING &<br>BORING  | 17,415.20       | 10,422.50    | 10,422.50    | 0.00           | 6,992.70  | 59.85            |
| Potentially reallocate unused subconsultant funds to AGCM fee |                 |              |              |                |           |                  |
| Subtotal                                                      | 108,530.40      | 100,437.70   | 100,437.70   | 0.00           | 8,092.70  | 92.54            |
| Total                                                         | 403,761.40      | 394,172.55   | 388,076.05   | 6,096.50       | 9,588.85  | 97.63            |

**Professional Fees**

|                            | Hours | Rate   | Billed Amount   |
|----------------------------|-------|--------|-----------------|
| Project Manager            |       |        |                 |
| Fletcher G. Love           | 14.00 | 137.00 | 1,918.00        |
| George V. Grainger, Jr.    | 30.50 | 137.00 | 4,178.50        |
| Professional Fees subtotal | 44.50 |        | 6,096.50        |
| Invoice total              |       |        | <b>6,096.50</b> |

**Aging Summary**

| Invoice Number | Invoice Date | Outstanding | Current  | Over 30 | Over 60 | Over 90 | Over 120 |
|----------------|--------------|-------------|----------|---------|---------|---------|----------|
| 11988          | 11/01/2024   | 6,096.50    | 6,096.50 |         |         |         |          |
|                | Total        | 6,096.50    | 6,096.50 | 0.00    | 0.00    | 0.00    | 0.00     |



**HCESD No 1 Monthly Financial Report Summary**  
**November Board Meeting**  
**Friday, December 20, 2024**

At the beginning of November, the Harris County Emergency Services District No 1 (HCESD No 1) beginning Operating Fund Balance was \$12,378,035. During the month, HCESD No 1 received \$47,399 in revenue – the majority of which came from Texas Class Interest. HCESD No 1 processed \$1,300,348 in disbursements during the month. 80% of this balance is payments to Mount Houston Road MUD for Building Improvements (\$373,780) and to TIB (\$662,728) for annual loan payment. The ending balance as of November 30, 2024 is \$11,125,086.

During November, the opening balance for the Texas Class Prime Investment account was \$11,892,300. We received in interest \$23,859 from the Prime General Texas Class account and \$20,438 from the Gov HCESD#1 account. The ending interest rate was 4.8835% for Texas Class Prime and 4.6201% for Texas Class Gov. The ending balance for November was \$9,036,597. See page 3 for the “Investment” Report.

The invoices pending board approval total \$1,887,799 See page 4 for “Unpaid Bills Detail” report.

APPROVED  
Harris County ESD #1  
Board of Commissioners

DEC 20 2024

✓ President: Shirley Reed  
Secretary: Wanda Brown

**Harris County ESD No 1  
General Operating Fund  
As of November 30, 2024**

**General Operating Fund**

**BEGINNING BALANCE:** 12,378,034.69

**REVENUE**

|                      |           |                                |                  |
|----------------------|-----------|--------------------------------|------------------|
| Deposits             | 2,983.83  | Tax and Receivable Revenue     |                  |
| Interest             | 117.11    | Savings Interest               |                  |
| Interest             | 23,859.45 | Texpool Interest               |                  |
| Interest             | 20,438.39 | Texpool Interest - Gov HCESD#1 |                  |
| <b>Total Revenue</b> |           |                                | <b>47,398.78</b> |

**DISBURSEMENTS**

|                            |                        |            |                       |
|----------------------------|------------------------|------------|-----------------------|
| ACH                        | Mount Houston Road MUD | 373,780.00 | Building Improvements |
| ACH                        | TIB                    | 662,727.71 | Loan Payment          |
| ACH                        | JPMorgan Chse          | 263,839.96 | Loan Payment          |
| <b>Total Disbursements</b> |                        |            | <b>1,300,347.67</b>   |

**ENDING BALANCE:** 11,125,085.80

-

**11/30/2024**

**Balance**

**LOCATION OF ASSETS**

|                           |              |
|---------------------------|--------------|
| Prosperity Operating      | 2,072,292.86 |
| Prosperity Money Mkt      | 16,195.57    |
| Texas Class - Prime       | 3,628,214.18 |
| Texas Class - Gov HCESD#1 | 5,408,383.19 |

**Total Account Balance** 11,125,085.80



Harris County Emergency Services District #1  
 Quarterly Investment Report  
 Monthly Fiscal Year 2024  
 November 30, 2024

| Trans Date |               | Capital Project | PRIME           | HCESD#1         | Capital Project | TOTAL            |
|------------|---------------|-----------------|-----------------|-----------------|-----------------|------------------|
|            |               | Texas Class     | Texas Class     | Texas Class     | Texas Class     |                  |
|            |               |                 |                 | GOV             | GOV             |                  |
| 11/1/2024  | Beg. Balance  | \$ (0.00)       | \$ 6,504,354.73 | \$ 5,387,944.80 | \$ 0.00         | \$ 11,892,299.53 |
|            |               |                 | -               |                 | -               | -                |
| 11/30/2024 | Withdrawal    |                 | -               | -               | -               | -                |
| 11/18/2024 | Transfer      |                 | (300,000.00)    | -               | -               | (300,000.00)     |
| 11/26/2024 | Transfer      | -               | (2,600,000.00)  | -               | -               | (2,600,000.00)   |
| 11/30/2024 | Class 4.8835% | -               | 23,859.45       |                 | -               | 23,859.45        |
| 11/30/2024 | Gov 4.6201%   |                 |                 | 20,438.39       | -               | 20,438.39        |
|            |               |                 |                 |                 |                 |                  |
|            |               |                 |                 |                 |                 |                  |
| 11/30/2024 | End Balance   | \$ (0.00)       | \$ 3,628,214.18 | \$ 5,408,383.19 | \$ 0.00         | \$ 9,036,597.37  |

The investments for the District for the period are in compliance with the Public Funds Investment Act, the District's investment policy and the District's investment strategy.

Investment Officer: 

9:50 AM  
12/17/24

**Harris County ESD No. 1 - GOF**  
**Unpaid Bills Detail**  
**As of December 17, 2024**

| Type                                         | Date       | Num                  | Memo                                                | Due Date   | Open Balance               |
|----------------------------------------------|------------|----------------------|-----------------------------------------------------|------------|----------------------------|
| <b>Caryn Papantonakis</b>                    |            |                      |                                                     |            |                            |
| Bill                                         | 12/11/2024 |                      | Legal Fees                                          | 12/21/2024 | 6,000.00                   |
| Total Caryn Papantonakis                     |            |                      |                                                     |            | 6,000.00                   |
| <b>Construction Masters of Houston, Inc.</b> |            |                      |                                                     |            |                            |
| Bill                                         | 11/30/2024 | Pay Request 21-93&96 | Pay Request 21 - Total Contract \$302,500 NOV 2024  | 12/10/2024 | 6,375.00                   |
| Bill                                         | 11/30/2024 | Pay App 015 Const    | Pay App 15 93 & 96 Construction Phase November 2024 | 12/10/2024 | 143,516.35                 |
| Total Construction Masters of Houston, Inc.  |            |                      |                                                     |            | 149,891.35                 |
| <b>HCEC</b>                                  |            |                      |                                                     |            |                            |
| Bill                                         | 11/30/2024 | 03089                | November 2024                                       | 12/10/2024 | 1,726,334.65               |
| Total HCEC                                   |            |                      |                                                     |            | 1,726,334.65               |
| <b>Oak Interactive, LLC</b>                  |            |                      |                                                     |            |                            |
| Bill                                         | 11/30/2024 | 14177                | Monthly Website Maintenance - November 2024         | 12/10/2024 | 450.00                     |
| Total Oak Interactive, LLC                   |            |                      |                                                     |            | 450.00                     |
| <b>The Morton Accounting Services</b>        |            |                      |                                                     |            |                            |
| Bill                                         | 11/30/2024 | 2645                 | November CPA Services                               | 12/10/2024 | 5,123.24                   |
| Total The Morton Accounting Services         |            |                      |                                                     |            | 5,123.24                   |
| <b>TOTAL</b>                                 |            |                      |                                                     |            | <b><u>1,887,799.24</u></b> |

9:29 AM

12/17/24

Accrual Basis

## Harris County ESD No. 1 - GOF Profit & Loss Budget vs. Actual January through November 2024

|                                                        | Jan - Nov 24         | Budget               | \$ Over Budget        | % of Budget   |
|--------------------------------------------------------|----------------------|----------------------|-----------------------|---------------|
| <b>Ordinary Income/Expense</b>                         |                      |                      |                       |               |
| <b>Income</b>                                          |                      |                      |                       |               |
| 41000 · Service Revenue                                |                      |                      |                       |               |
| 41100 · HCEC Ambulance Lease Revenue                   | 77,000.00            | 84,000.00            | -7,000.00             | 91.7%         |
| 41200 · HCEC Property Lease Revenue                    | 501,083.00           | 546,636.00           | -45,553.00            | 91.7%         |
| <b>Total 41000 · Service Revenue</b>                   | <b>578,083.00</b>    | <b>630,636.00</b>    | <b>-52,553.00</b>     | <b>91.7%</b>  |
| 42000 · Tax Revenues                                   |                      |                      |                       |               |
| 42100 · Penalty & Interest                             | 189,856.77           | 200,000.00           | -10,143.23            | 94.9%         |
| 42300 · Tax Revenue                                    | 4,277,776.39         | 23,259,521.00        | -18,981,744.61        | 18.4%         |
| <b>Total 42000 · Tax Revenues</b>                      | <b>4,467,633.16</b>  | <b>23,459,521.00</b> | <b>-18,991,887.84</b> | <b>19.0%</b>  |
| 43000 · Other Income                                   |                      |                      |                       |               |
| 43100 · Miscellaneous Income                           | 75,556.13            | 5,000.00             | 70,556.13             | 1,511.1%      |
| 43150 · Proceeds from Sale of Asset                    | 0.00                 | 2,000.00             | -2,000.00             | 0.0%          |
| 43200 · Donations & Contributions                      | 10,037.38            | 12,000.00            | -1,962.62             | 83.6%         |
| 43500 · Training & Education                           | 0.00                 | 2,000.00             | -2,000.00             | 0.0%          |
| 43550 · Interest Earned on Checking                    | 48,759.53            | 46,800.00            | 1,959.53              | 104.2%        |
| 43700 · Interest Earned on Temp. Invest                | 947,925.78           | 750,000.00           | 197,925.78            | 126.4%        |
| <b>Total 43000 · Other Income</b>                      | <b>1,082,278.82</b>  | <b>817,800.00</b>    | <b>264,478.82</b>     | <b>132.3%</b> |
| <b>Total Income</b>                                    | <b>6,127,994.98</b>  | <b>24,907,957.00</b> | <b>-18,779,962.02</b> | <b>24.6%</b>  |
| <b>Gross Profit</b>                                    | <b>6,127,994.98</b>  | <b>24,907,957.00</b> | <b>-18,779,962.02</b> | <b>24.6%</b>  |
| <b>Expense</b>                                         |                      |                      |                       |               |
| 143502 · Commissions Paid from Levy                    | 40,965.29            | 75,000.00            | -34,034.71            | 54.6%         |
| 162800 · Facilities & Equipment (DNU)                  |                      |                      |                       |               |
| 162805 · Furniture/Equip - Non-Asset                   | 0.00                 | 20,000.00            | -20,000.00            | 0.0%          |
| 162840 · Equip Rental & Maintenance                    | 45,739.98            | 25,000.00            | 20,739.98             | 183.0%        |
| <b>Total 162800 · Facilities &amp; Equipment (DNU)</b> | <b>45,739.98</b>     | <b>45,000.00</b>     | <b>739.98</b>         | <b>101.6%</b> |
| 170000 · Capital Purchases                             |                      |                      |                       |               |
| 17001 · Vehicles                                       | 62,493.50            | 565,000.00           | -502,506.50           | 11.1%         |
| 17002 · Buildings                                      | 0.00                 | 6,500,000.00         | -6,500,000.00         | 0.0%          |
| <b>Total 170000 · Capital Purchases</b>                | <b>62,493.50</b>     | <b>7,065,000.00</b>  | <b>-7,002,506.50</b>  | <b>0.9%</b>   |
| 50000 · Commissioner Salaries and Wages                |                      |                      |                       |               |
| 50250 · Commissioner Reimbursement                     | 23,200.00            | 36,000.00            | -12,800.00            | 64.4%         |
| <b>Total 50000 · Commissioner Salaries and Wages</b>   | <b>23,200.00</b>     | <b>36,000.00</b>     | <b>-12,800.00</b>     | <b>64.4%</b>  |
| 51000 · HCEC Program Expense                           |                      |                      |                       |               |
| 51100 · HCEC Contract Expense                          | 18,291,990.32        | 22,521,140.16        | -4,229,149.84         | 81.2%         |
| <b>Total 51000 · HCEC Program Expense</b>              | <b>18,291,990.32</b> | <b>22,521,140.16</b> | <b>-4,229,149.84</b>  | <b>81.2%</b>  |
| 52000 · Contract Services (DNU)                        |                      |                      |                       |               |
| 52100 · Accounting Fees                                | 57,382.80            | 55,000.00            | 2,382.80              | 104.3%        |
| 52200 · Audit Fees                                     | 21,900.00            | 23,000.00            | -1,100.00             | 95.2%         |
| 52300 · Legal Fees                                     | 66,000.00            | 72,000.00            | -6,000.00             | 91.7%         |
| 52350 · Outside Contract Services                      | 176,491.90           | 100,000.00           | 76,491.90             | 176.5%        |
| 52550 · Election Expense                               | 8,964.75             | 10,000.00            | -1,035.25             | 89.6%         |
| <b>Total 52000 · Contract Services (DNU)</b>           | <b>330,739.45</b>    | <b>260,000.00</b>    | <b>70,739.45</b>      | <b>127.2%</b> |
| 53000 · Operations (DNU)                               |                      |                      |                       |               |
| 53150 · Dues & Subscriptions                           | 6,050.00             | 14,000.00            | -7,950.00             | 43.2%         |
| 53200 · Postage                                        | 0.00                 | 300.00               | -300.00               | 0.0%          |
| 53250 · Computer/Software Support                      | 866.92               | 1,000.00             | -133.08               | 86.7%         |
| 53300 · Printing & Copying                             | 48.30                | 250.00               | -201.70               | 19.3%         |
| 53350 · Legal Notices & Filing Fees                    | 11,469.37            | 13,000.00            | -1,530.63             | 88.2%         |
| 53400 · Office Supplies                                | 54.20                | 1,000.00             | -945.80               | 5.4%          |
| <b>Total 53000 · Operations (DNU)</b>                  | <b>18,488.79</b>     | <b>29,550.00</b>     | <b>-11,061.21</b>     | <b>62.6%</b>  |

No assurance is provided on these financial statements

9:29 AM

12/17/24

Accrual Basis

**Harris County ESD No. 1 - GOF**  
**Profit & Loss Budget vs. Actual**  
 January through November 2024

|                                                 | Jan - Nov 24          | Budget               | \$ Over Budget        | % of Budget   |
|-------------------------------------------------|-----------------------|----------------------|-----------------------|---------------|
| <b>54000 · General and Admin Expenses</b>       |                       |                      |                       |               |
| 54150 · Insurance - Gen Liab-Err & Omis         | 91,079.00             | 77,000.00            | 14,079.00             | 118.3%        |
| 54200 · Insurance - Treasurer's Bond            | 520.00                | 2,000.00             | -1,480.00             | 26.0%         |
| 54300 · Other Costs (Contengency Funds)         | 0.00                  | 4,000.00             | -4,000.00             | 0.0%          |
| 54400 · HCAD Qtr Expenses                       | 183,619.00            | 160,000.00           | 23,619.00             | 114.8%        |
| 54450 · Depreciation Expense                    | 0.00                  | 2,750,000.00         | -2,750,000.00         | 0.0%          |
| 54500 · Bad Debt Expence-Taxes                  | 0.00                  | 0.00                 | 0.00                  | 0.0%          |
| 54600 · Travel & Meetings                       | 116.70                | 10,000.00            | -9,883.30             | 1.2%          |
| 54650 · Conference, Conven & Meetings           | 1,475.00              | 6,000.00             | -4,525.00             | 24.6%         |
| 54700 · Travel/Lodging                          | 1,989.60              | 10,000.00            | -8,010.40             | 19.9%         |
| 54800 · Repairs & Maintenance (DNU)             | 0.00                  | 10,000.00            | -10,000.00            | 0.0%          |
| <b>Total 54000 · General and Admin Expenses</b> | <b>278,799.30</b>     | <b>3,029,000.00</b>  | <b>-2,750,200.70</b>  | <b>9.2%</b>   |
| <b>60000 · Interest Expense</b>                 | <b>166,293.50</b>     | <b>154,280.00</b>    | <b>12,013.50</b>      | <b>107.8%</b> |
| <b>61000 · Loan Costs</b>                       | <b>0.00</b>           | <b>1,037,000.00</b>  | <b>-1,037,000.00</b>  | <b>0.0%</b>   |
| <b>Total Expense</b>                            | <b>19,258,710.13</b>  | <b>34,251,970.16</b> | <b>-14,993,260.03</b> | <b>56.2%</b>  |
| <b>Net Ordinary Income</b>                      | <b>-13,130,715.15</b> | <b>-9,344,013.16</b> | <b>-3,786,701.99</b>  | <b>140.5%</b> |
| <b>Other Income/Expense</b>                     |                       |                      |                       |               |
| <b>Other Income</b>                             |                       |                      |                       |               |
| 71000 · Gain/Loss on Sale of Asset              | 0.00                  | 2,000.00             | -2,000.00             | 0.0%          |
| <b>Total Other Income</b>                       | <b>0.00</b>           | <b>2,000.00</b>      | <b>-2,000.00</b>      | <b>0.0%</b>   |
| <b>Net Other Income</b>                         | <b>0.00</b>           | <b>2,000.00</b>      | <b>-2,000.00</b>      | <b>0.0%</b>   |
| <b>Net Income</b>                               | <b>-13,130,715.15</b> | <b>-9,342,013.16</b> | <b>-3,788,701.99</b>  | <b>140.6%</b> |

No assurance is provided on these financial statements



9:39 AM

12/17/24

Accrual Basis

**Harris County ESD No. 1 - GOF**  
**Balance Sheet Prev Year Comparison**  
As of November 30, 2024

|                                                   | Nov 30, 24           | Nov 30, 23           | \$ Change            | % Change      |
|---------------------------------------------------|----------------------|----------------------|----------------------|---------------|
| <b>ASSETS</b>                                     |                      |                      |                      |               |
| <b>Current Assets</b>                             |                      |                      |                      |               |
| <b>Checking/Savings</b>                           |                      |                      |                      |               |
| 11000 · Prosperity Operating Account              | 2,072,292.86         | 11,580.61            | 2,060,712.25         | 17,794.5%     |
| 11050 · Prosperity Money Mkt                      | 16,195.57            | 46,840.19            | -30,644.62           | -65.4%        |
| 11350 · Texas Class Investment                    | 3,628,214.18         | 1,017,039.33         | 2,611,174.85         | 256.7%        |
| 11351 · Texas Class Capital Projects              | 0.00                 | 3,156,907.50         | -3,156,907.50        | -100.0%       |
| 11352 · Texas Class Gov HCESD#1                   | 5,408,383.19         | 5,335,252.04         | 73,131.15            | 1.4%          |
| 11353 · TexasClass Gov Capital Projects           | 0.00                 | 3,141,818.49         | -3,141,818.49        | -100.0%       |
| <b>Total Checking/Savings</b>                     | <b>11,125,085.80</b> | <b>12,709,438.16</b> | <b>-1,584,352.36</b> | <b>-12.5%</b> |
| <b>Accounts Receivable</b>                        |                      |                      |                      |               |
| 11001 · *Accounts Receivable                      | 11.57                | 11.57                | 0.00                 | 0.0%          |
| <b>Total Accounts Receivable</b>                  | <b>11.57</b>         | <b>11.57</b>         | <b>0.00</b>          | <b>0.0%</b>   |
| <b>Other Current Assets</b>                       |                      |                      |                      |               |
| <b>11500 · Accounts Receivable</b>                |                      |                      |                      |               |
| 11510 · Current Taxes Receivables                 | 5,285,200.45         | 7,914,149.68         | -2,628,949.23        | -33.2%        |
| 11520 · Delinquent Taxes Receivable               | 2,083,799.02         | 2,011,353.08         | 72,445.94            | 3.6%          |
| 11590 · Allowance Doubtful Accts-Tax              | -1,803,020.00        | -1,603,020.00        | -200,000.00          | -12.5%        |
| 11500 · Accounts Receivable - Other               | 17,125.50            | 17,125.50            | 0.00                 | 0.0%          |
| <b>Total 11500 · Accounts Receivable</b>          | <b>5,583,104.97</b>  | <b>8,339,608.26</b>  | <b>-2,756,503.29</b> | <b>-33.1%</b> |
| <b>11600 · Fees for Services Receivable</b>       |                      |                      |                      |               |
| 11610 · Service Fee Receivable                    | 63,984,734.72        | 63,984,734.72        | 0.00                 | 0.0%          |
| 11650 · Allowance for Bad Debt                    | -63,984,734.72       | -63,984,734.72       | 0.00                 | 0.0%          |
| <b>Total 11600 · Fees for Services Receivable</b> | <b>0.00</b>          | <b>0.00</b>          | <b>0.00</b>          | <b>0.0%</b>   |
| <b>11800 · Prepaid Expense</b>                    |                      |                      |                      |               |
| 11810 · Prepaid Other                             | 106,067.09           | 122,378.95           | -16,311.86           | -13.3%        |
| <b>Total 11800 · Prepaid Expense</b>              | <b>106,067.09</b>    | <b>122,378.95</b>    | <b>-16,311.86</b>    | <b>-13.3%</b> |
| <b>11900 · Lease Receivable</b>                   |                      |                      |                      |               |
|                                                   | 2,432,248.45         | 3,011,399.00         | -579,150.55          | -19.2%        |
| <b>Total Other Current Assets</b>                 | <b>8,121,420.51</b>  | <b>11,473,386.21</b> | <b>-3,351,965.70</b> | <b>-29.2%</b> |
| <b>Total Current Assets</b>                       | <b>19,246,517.88</b> | <b>24,182,835.94</b> | <b>-4,936,318.06</b> | <b>-20.4%</b> |
| <b>Fixed Assets</b>                               |                      |                      |                      |               |
| <b>15000 · Vehicle Assets</b>                     |                      |                      |                      |               |
| 15010 · Vehicles                                  | 3,366,564.18         | 3,885,519.02         | -518,954.84          | -13.4%        |
| 15020 · Vehicles on Order                         | 181,704.00           | 98,648.50            | 83,055.50            | 84.2%         |
| <b>Total 15000 · Vehicle Assets</b>               | <b>3,548,268.18</b>  | <b>3,984,167.52</b>  | <b>-435,899.34</b>   | <b>-10.9%</b> |
| <b>16000 · Land</b>                               |                      |                      |                      |               |
| 16010 · Land- 1620 Isom Property                  | 235,546.58           | 235,546.58           | 0.00                 | 0.0%          |
| 16020 · Land- Fallbrook Property                  | 30,809.15            | 30,809.15            | 0.00                 | 0.0%          |
| 16030 · Land- Old Humble Rd Property              | 117,980.67           | 117,980.67           | 0.00                 | 0.0%          |
| 16040 · Land- 2800 Aldine Bender                  | 309,467.00           | 309,467.00           | 0.00                 | 0.0%          |
| 16000 · Land - Other                              | 1,060,779.93         | 1,060,779.93         | 0.00                 | 0.0%          |
| <b>Total 16000 · Land</b>                         | <b>1,754,583.33</b>  | <b>1,754,583.33</b>  | <b>0.00</b>          | <b>0.0%</b>   |
| <b>17000 · Furniture and Equipment</b>            |                      |                      |                      |               |
| 17010 · Off. & Maint Equipment                    | 1,502,065.10         | 1,502,065.10         | 0.00                 | 0.0%          |
| 17020 · Medical Equipment                         | 3,879,620.69         | 3,879,620.69         | 0.00                 | 0.0%          |
| 17030 · Software & License Agreements             | 70,320.84            | 70,320.84            | 0.00                 | 0.0%          |
| 17040 · Furniture & Fixtures                      | 247,256.48           | 247,256.48           | 0.00                 | 0.0%          |
| 17050 · Communication Cntr New Station            | 473,980.26           | 473,980.26           | 0.00                 | 0.0%          |
| 17000 · Furniture and Equipment - Other           | -16,181.91           | 14,850.00            | -31,031.91           | -209.0%       |
| <b>Total 17000 · Furniture and Equipment</b>      | <b>6,157,061.46</b>  | <b>6,188,093.37</b>  | <b>-31,031.91</b>    | <b>-0.5%</b>  |

No assurance is provided on these financial statements

9:39 AM

12/17/24

Accrual Basis

## Harris County ESD No. 1 - GOF Balance Sheet Prev Year Comparison As of November 30, 2024

|                                                | Nov 30, 24            | Nov 30, 23            | \$ Change            | % Change              |
|------------------------------------------------|-----------------------|-----------------------|----------------------|-----------------------|
| <b>18000 · Building and Improvements</b>       |                       |                       |                      |                       |
| 18010 · 1620 Isom Admin Bldg                   | 488,507.62            | 488,507.62            | 0.00                 | 0.0%                  |
| 18020 · 2800 Aldine Bender Bldg                | 5,810,117.91          | 5,810,117.91          | 0.00                 | 0.0%                  |
| 18030 · 7710 Fallbrook Station                 | 476,537.75            | 476,537.75            | 0.00                 | 0.0%                  |
| 18040 · 10512 Airline Station                  | 238,339.00            | 238,339.00            | 0.00                 | 0.0%                  |
| 18050 · 6310 Aldine Bender Station             | 523,695.00            | 523,695.00            | 0.00                 | 0.0%                  |
| 18060 · Station #92                            | 3,761,643.25          | 3,761,643.25          | 0.00                 | 0.0%                  |
| 18061 · Station #93                            | 3,092,304.46          | 676,666.56            | 2,415,637.90         | 357.0%                |
| 18070 · Station #94                            | 2,856,734.31          | 2,856,734.31          | 0.00                 | 0.0%                  |
| 18080 · Station #97                            | 1,985,080.11          | 1,989,080.11          | -4,000.00            | -0.2%                 |
| 18090 · Station #96                            | 3,456,949.71          | 423,941.65            | 3,033,008.06         | 715.4%                |
| 18000 · Building and Improvements - Other      | 1,002,642.08          | 394,241.00            | 608,401.08           | 154.3%                |
| <b>Total 18000 · Building and Improvements</b> | <b>23,692,551.20</b>  | <b>17,639,504.16</b>  | <b>6,053,047.04</b>  | <b>34.3%</b>          |
| <b>19000 · Accumulated Depreciation</b>        | <b>-14,865,691.77</b> | <b>-13,501,730.11</b> | <b>-1,363,961.66</b> | <b>-10.1%</b>         |
| <b>Total Fixed Assets</b>                      | <b>20,286,772.40</b>  | <b>16,064,618.27</b>  | <b>4,222,154.13</b>  | <b>26.3%</b>          |
| <b>Other Assets</b>                            |                       |                       |                      |                       |
| 19500 · Call Center License                    |                       |                       |                      |                       |
| 19550 · Old Comm Center Other                  | 800,000.00            | 800,000.00            | 0.00                 | 0.0%                  |
| <b>Total 19500 · Call Center License</b>       | <b>800,000.00</b>     | <b>800,000.00</b>     | <b>0.00</b>          | <b>0.0%</b>           |
| <b>Total Other Assets</b>                      | <b>800,000.00</b>     | <b>800,000.00</b>     | <b>0.00</b>          | <b>0.0%</b>           |
| <b>TOTAL ASSETS</b>                            | <b>40,333,290.28</b>  | <b>41,047,454.21</b>  | <b>-714,163.93</b>   | <b>-1.7%</b>          |
| <b>LIABILITIES &amp; EQUITY</b>                |                       |                       |                      |                       |
| <b>Liabilities</b>                             |                       |                       |                      |                       |
| <b>Current Liabilities</b>                     |                       |                       |                      |                       |
| <b>Accounts Payable</b>                        |                       |                       |                      |                       |
| 20000 · Accounts Payable                       | 3,941,090.91          | 2,122,193.25          | 1,818,897.66         | 85.7%                 |
| 20050 · Unclaimed Property                     | 354.35                | 354.35                | 0.00                 | 0.0%                  |
| <b>Total Accounts Payable</b>                  | <b>3,941,445.26</b>   | <b>2,122,547.60</b>   | <b>1,818,897.66</b>  | <b>85.7%</b>          |
| <b>Other Current Liabilities</b>               |                       |                       |                      |                       |
| 22000 · Accrued Expenses                       |                       |                       |                      |                       |
| 22200 · Interest Payable                       | 18,881.84             | 20,960.98             | -2,079.14            | -9.9%                 |
| <b>Total 22000 · Accrued Expenses</b>          | <b>18,881.84</b>      | <b>20,960.98</b>      | <b>-2,079.14</b>     | <b>-9.9%</b>          |
| 22500 · Deferred inflow of res - Leases        | 2,410,731.95          | 3,013,415.00          | -602,683.05          | -20.0%                |
| 23000 · Other Payables                         |                       |                       |                      |                       |
| 23020 · Deferred Taxes                         | 23,289,026.47         | 21,741,888.75         | 1,547,137.72         | 7.1%                  |
| <b>Total 23000 · Other Payables</b>            | <b>23,289,026.47</b>  | <b>21,741,888.75</b>  | <b>1,547,137.72</b>  | <b>7.1%</b>           |
| 24000 · Current Notes Payable                  |                       |                       |                      |                       |
| 24050 · Government Capital Debt                | 1,617.63              | 0.00                  | 1,617.63             | 100.0%                |
| 24055 · Government Capital Debt 2021           | 10,395.77             | -0.01                 | 10,395.78            | 103,957,800.0%        |
| <b>Total 24000 · Current Notes Payable</b>     | <b>12,013.40</b>      | <b>-0.01</b>          | <b>12,013.41</b>     | <b>120,134,100.0%</b> |
| <b>Total Other Current Liabilities</b>         | <b>25,730,653.66</b>  | <b>24,776,264.72</b>  | <b>954,388.94</b>    | <b>3.9%</b>           |
| <b>Total Current Liabilities</b>               | <b>29,672,098.92</b>  | <b>26,898,812.32</b>  | <b>2,773,286.60</b>  | <b>10.3%</b>          |
| <b>Long Term Liabilities</b>                   |                       |                       |                      |                       |
| 25000 · Long Term Debt                         |                       |                       |                      |                       |
| 25050 · Note Payable - Government Cap          | 4,214,808.18          | 4,678,605.25          | -463,797.07          | -9.9%                 |
| 25055 · Note Payable - Govern Cap 2021         | 4,314,007.15          | 4,886,337.61          | -572,330.46          | -11.7%                |
| <b>Total 25000 · Long Term Debt</b>            | <b>8,528,815.33</b>   | <b>9,564,942.86</b>   | <b>-1,036,127.53</b> | <b>-10.8%</b>         |
| <b>Total Long Term Liabilities</b>             | <b>8,528,815.33</b>   | <b>9,564,942.86</b>   | <b>-1,036,127.53</b> | <b>-10.8%</b>         |
| <b>Total Liabilities</b>                       | <b>38,200,914.25</b>  | <b>36,463,755.18</b>  | <b>1,737,159.07</b>  | <b>4.8%</b>           |

No assurance is provided on these financial statements

9:39 AM

12/17/24

Accrual Basis

**Harris County ESD No. 1 - GOF**  
**Balance Sheet Prev Year Comparison**  
As of November 30, 2024

|                                       | Nov 30, 24                  | Nov 30, 23                  | \$ Change                 | % Change            |
|---------------------------------------|-----------------------------|-----------------------------|---------------------------|---------------------|
| <b>Equity</b>                         |                             |                             |                           |                     |
| 30000 · Opening Bal Equity            | 5,996,412.00                | 5,996,412.00                | 0.00                      | 0.0%                |
| 30100 · Unassigned Fund Balance       | 7,851,679.15                | 6,379,761.67                | 1,471,917.48              | 23.1%               |
| 30400 · Unrestricted Net Assets       | 1,415,000.03                | 1,415,000.03                | 0.00                      | 0.0%                |
| Net Income                            | -13,130,715.15              | -9,207,474.67               | -3,923,240.48             | -42.6%              |
| <b>Total Equity</b>                   | <u>2,132,376.03</u>         | <u>4,583,699.03</u>         | <u>-2,451,323.00</u>      | <u>-53.5%</u>       |
| <b>TOTAL LIABILITIES &amp; EQUITY</b> | <u><b>40,333,290.28</b></u> | <u><b>41,047,454.21</b></u> | <u><b>-714,163.93</b></u> | <u><b>-1.7%</b></u> |

9:38 AM

12/17/24

Accrual Basis

## Harris County ESD No. 1 - GOF Profit & Loss Detail January through November 2024

| Type                                        | Date       | Num   | Adj | Name                  | Memo                      | Amount     |
|---------------------------------------------|------------|-------|-----|-----------------------|---------------------------|------------|
| <b>Ordinary Income/Expense</b>              |            |       |     |                       |                           |            |
| <b>Income</b>                               |            |       |     |                       |                           |            |
| <b>41000 · Service Revenue</b>              |            |       |     |                       |                           |            |
| <b>41100 · HCEC Ambulance Lease Revenue</b> |            |       |     |                       |                           |            |
| Bill                                        | 01/31/2024 | 02943 |     | HCEC                  | Master Lease for Vehicles | 7,000.00   |
| Bill                                        | 02/29/2024 | 02944 |     | HCEC                  | Master Lease for Vehicles | 7,000.00   |
| Bill                                        | 03/31/2024 | 02959 |     | HCEC                  | Master Lease for Vehicles | 7,000.00   |
| Bill                                        | 04/30/2024 | 02980 |     | HCEC                  | Master Lease for Vehicles | 7,000.00   |
| Bill                                        | 05/31/2024 | 02994 |     | HCEC                  | Master Lease for Vehicles | 7,000.00   |
| Bill                                        | 06/30/2024 | 03006 |     | HCEC                  | Master Lease for Vehicles | 7,000.00   |
| Bill                                        | 07/31/2024 | 03019 |     | HCEC                  | Master Lease for Vehicles | 7,000.00   |
| Bill                                        | 08/31/2024 | 03039 |     | HCEC                  | Master Lease for Vehicles | 7,000.00   |
| Bill                                        | 09/30/2024 | 03051 |     | HCEC                  | Master Lease for Vehicles | 7,000.00   |
| Bill                                        | 10/31/2024 | 03076 |     | HCEC                  | Master Lease for Vehicles | 7,000.00   |
| Bill                                        | 11/30/2024 | 03087 |     | HCEC                  | Master Lease for Vehicles | 7,000.00   |
| Total 41100 · HCEC Ambulance Lease Revenue  |            |       |     |                       |                           | 77,000.00  |
| <b>41200 · HCEC Property Lease Revenue</b>  |            |       |     |                       |                           |            |
| Bill                                        | 01/31/2024 | 02943 |     | HCEC                  | Original Agreement        | 45,553.00  |
| Bill                                        | 02/29/2024 | 02944 |     | HCEC                  | Original Agreement        | 45,553.00  |
| Bill                                        | 03/31/2024 | 02959 |     | HCEC                  | Original Agreement        | 45,553.00  |
| Bill                                        | 04/30/2024 | 02980 |     | HCEC                  | Original Agreement        | 45,553.00  |
| Bill                                        | 05/31/2024 | 02994 |     | HCEC                  | Original Agreement        | 45,553.00  |
| Bill                                        | 06/30/2024 | 03006 |     | HCEC                  | Original Agreement        | 45,553.00  |
| Bill                                        | 07/31/2024 | 03019 |     | HCEC                  | Original Agreement        | 45,553.00  |
| Bill                                        | 08/31/2024 | 03039 |     | HCEC                  | Original Agreement        | 45,553.00  |
| Bill                                        | 09/30/2024 | 03051 |     | HCEC                  | Original Agreement        | 45,553.00  |
| Bill                                        | 10/31/2024 | 03076 |     | HCEC                  | Original Agreement        | 45,553.00  |
| Bill                                        | 11/30/2024 | 03087 |     | HCEC                  | Original Agreement        | 45,553.00  |
| Total 41200 · HCEC Property Lease Revenue   |            |       |     |                       |                           | 501,083.00 |
| Total 41000 · Service Revenue               |            |       |     |                       |                           | 578,083.00 |
| <b>42000 · Tax Revenues</b>                 |            |       |     |                       |                           |            |
| <b>42100 · Penalty &amp; Interest</b>       |            |       |     |                       |                           |            |
| Deposit                                     | 01/11/2024 |       |     | Harris County Tax ... | P&I                       | 0.00       |
| Deposit                                     | 01/11/2024 |       |     | Harris County Tax ... | Delinquent P&I            | 1,623.31   |
| Deposit                                     | 01/16/2024 |       |     | Harris County Tax ... | P&I                       | 0.00       |
| Deposit                                     | 01/16/2024 |       |     | Harris County Tax ... | Delinquent P&I            | 3,525.96   |
| Deposit                                     | 01/18/2024 |       |     | Harris County Tax ... | P&I                       | 0.00       |
| Deposit                                     | 01/18/2024 |       |     | Harris County Tax ... | Delinquent P&I            | 576.43     |
| Deposit                                     | 01/25/2024 |       |     | Harris County Tax ... | P&I                       | 0.00       |
| Deposit                                     | 01/25/2024 |       |     | Harris County Tax ... | Delinquent P&I            | 841.12     |
| Deposit                                     | 01/26/2024 |       |     | Harris County Tax ... | -MULTIPLE-                | 0.00       |
| Deposit                                     | 01/29/2024 |       |     | Harris County Tax ... | P&I                       | 0.00       |
| Deposit                                     | 01/29/2024 |       |     | Harris County Tax ... | Delinquent P&I            | 1,248.30   |
| Deposit                                     | 02/01/2024 |       |     | Harris County Tax ... | P&I                       | 0.00       |
| Deposit                                     | 02/01/2024 |       |     | Harris County Tax ... | Delinquent P&I            | 1,927.59   |
| Deposit                                     | 02/02/2024 |       |     | Harris County Tax ... | -MULTIPLE-                | 0.00       |
| Deposit                                     | 02/05/2024 |       |     | Harris County Tax ... | P&I                       | 0.00       |
| Deposit                                     | 02/05/2024 |       |     | Harris County Tax ... | Delinquent P&I            | 1,313.12   |
| Deposit                                     | 02/06/2024 |       |     | Harris County Tax ... | P&I                       | 0.00       |
| Deposit                                     | 02/06/2024 |       |     | Harris County Tax ... | Delinquent P&I            | 724.63     |
| Deposit                                     | 02/07/2024 |       |     | Harris County Tax ... | P&I                       | 0.00       |
| Deposit                                     | 02/07/2024 |       |     | Harris County Tax ... | Delinquent P&I            | 266.85     |
| Deposit                                     | 02/12/2024 |       |     | Harris County Tax ... | P&I                       | 0.00       |
| Deposit                                     | 02/12/2024 |       |     | Harris County Tax ... | Delinquent P&I            | 1,687.78   |
| Deposit                                     | 02/13/2024 |       |     | Harris County Tax ... | P&I                       | 0.00       |
| Deposit                                     | 02/13/2024 |       |     | Harris County Tax ... | Delinquent P&I            | 826.22     |
| Deposit                                     | 02/14/2024 |       |     | Harris County Tax ... | -MULTIPLE-                | 0.00       |
| Deposit                                     | 02/15/2024 |       |     | Harris County Tax ... | -MULTIPLE-                | 5,708.80   |
| Deposit                                     | 02/16/2024 |       |     | Harris County Tax ... | -MULTIPLE-                | 0.00       |
| Deposit                                     | 02/20/2024 |       |     | Harris County Tax ... | -MULTIPLE-                | 7,275.75   |
| Deposit                                     | 02/23/2024 |       |     | Harris County Tax ... | -MULTIPLE-                | 2,981.69   |
| Deposit                                     | 02/28/2024 |       |     | Harris County Tax ... | -MULTIPLE-                | 8,234.86   |
| Deposit                                     | 03/01/2024 |       |     | Harris County Tax ... | -MULTIPLE-                | 0.00       |
| Deposit                                     | 03/05/2024 |       |     | Harris County Tax ... | -MULTIPLE-                | 8,641.12   |

No assurance is provided on these financial statements



9:38 AM  
 12/17/24  
 Accrual Basis

## Harris County ESD No. 1 - GOF Profit & Loss Detail January through November 2024

| Type                                | Date       | Num | Adj | Name                  | Memo                           | Amount       |
|-------------------------------------|------------|-----|-----|-----------------------|--------------------------------|--------------|
| Deposit                             | 03/06/2024 |     |     | Harris County Tax ... | -MULTIPLE-                     | 141.06       |
| Deposit                             | 03/07/2024 |     |     | Harris County Tax ... | -MULTIPLE-                     | 2,640.94     |
| Deposit                             | 03/11/2024 |     |     | Harris County Tax ... | -MULTIPLE-                     | 0.00         |
| Deposit                             | 03/13/2024 |     |     | Harris County Tax ... | -MULTIPLE-                     | 7,650.41     |
| Deposit                             | 03/18/2024 |     |     | Harris County Tax ... | -MULTIPLE-                     | 0.00         |
| Deposit                             | 03/19/2024 |     |     | Harris County Tax ... | P&I                            | 0.17         |
| Deposit                             | 03/19/2024 |     |     | Harris County Tax ... | Delinquent P&I                 | 0.00         |
| Deposit                             | 03/21/2024 |     |     | Harris County Tax ... | -MULTIPLE-                     | 4,779.16     |
| Deposit                             | 03/22/2024 |     |     | Harris County Tax ... | -MULTIPLE-                     | 3,535.97     |
| Deposit                             | 03/27/2024 |     |     | Harris County Tax ... | -MULTIPLE-                     | 3,899.20     |
| Deposit                             | 03/29/2024 |     |     | Harris County Tax ... | P&I                            | 14.17        |
| Deposit                             | 03/29/2024 |     |     | Harris County Tax ... | Delinquent P&I                 | 0.00         |
| Deposit                             | 04/03/2024 |     |     | Harris County Tax ... | -MULTIPLE-                     | 8,488.91     |
| Deposit                             | 04/04/2024 |     |     | Harris County Tax ... | -MULTIPLE-                     | 246.29       |
| Deposit                             | 04/12/2024 |     |     | Harris County Tax ... | -MULTIPLE-                     | 0.00         |
| Deposit                             | 04/17/2024 |     |     | Harris County Tax ... | -MULTIPLE-                     | 12,710.61    |
| Deposit                             | 04/22/2024 |     |     | Harris County Tax ... | -MULTIPLE-                     | 0.00         |
| Deposit                             | 04/24/2024 |     |     | Harris County Tax ... | -MULTIPLE-                     | 3,344.81     |
| Deposit                             | 04/26/2024 |     |     | Harris County Tax ... | -MULTIPLE-                     | 0.00         |
| Deposit                             | 05/01/2024 |     |     | Harris County Tax ... | -MULTIPLE-                     | 5,757.99     |
| Deposit                             | 05/03/2024 |     |     | Harris County Tax ... | -MULTIPLE-                     | 109.23       |
| Deposit                             | 05/03/2024 |     |     | Harris County Tax ... | -MULTIPLE-                     | 2,651.57     |
| Deposit                             | 05/16/2024 |     |     | Harris County Tax ... | -MULTIPLE-                     | 0.00         |
| Deposit                             | 05/23/2024 |     |     | Harris County Tax ... | -MULTIPLE-                     | 13,799.47    |
| Deposit                             | 05/31/2024 |     |     | Harris County Tax ... | -MULTIPLE-                     | 3,788.69     |
| Deposit                             | 06/05/2024 |     |     | Harris County Tax ... | -MULTIPLE-                     | 4,800.43     |
| Deposit                             | 06/06/2024 |     |     | Harris County Tax ... | -MULTIPLE-                     | 106.30       |
| Deposit                             | 06/12/2024 |     |     | Harris County Tax ... | -MULTIPLE-                     | 6,981.63     |
| Deposit                             | 06/14/2024 |     |     | Harris County Tax ... | -MULTIPLE-                     | 0.00         |
| Deposit                             | 07/05/2024 |     |     | Harris County Tax ... | -MULTIPLE-                     | 14,714.85    |
| Deposit                             | 07/08/2024 |     |     | Harris County Tax ... | -MULTIPLE-                     | 172.77       |
| Deposit                             | 08/01/2024 |     |     | Harris County Tax ... | P&I                            | 0.00         |
| Deposit                             | 08/01/2024 |     |     | Harris County Tax ... | Delinquent P&I                 | 18,680.92    |
| Deposit                             | 08/02/2024 |     |     | Harris County Tax ... | -MULTIPLE-                     | 0.00         |
| Deposit                             | 08/05/2024 |     |     | Harris County Tax ... | -MULTIPLE-                     | 0.00         |
| Deposit                             | 08/06/2024 |     |     | Harris County Tax ... | P&I                            | 0.00         |
| Deposit                             | 08/06/2024 |     |     | Harris County Tax ... | Delinquent P&I                 | 1,333.56     |
| Deposit                             | 08/08/2024 |     |     | Harris County Tax ... | P&I                            | 0.00         |
| Deposit                             | 08/08/2024 |     |     | Harris County Tax ... | Delinquent P&I                 | 4,741.90     |
| Deposit                             | 08/09/2024 |     |     | Harris County Tax ... | -MULTIPLE-                     | 0.00         |
| Deposit                             | 09/05/2024 |     |     | Harris County Tax ... | P&I                            | 0.00         |
| Deposit                             | 09/05/2024 |     |     | Harris County Tax ... | Delinquent P&I                 | 16,963.05    |
| Deposit                             | 09/06/2024 |     |     | Harris County Tax ... | P&I                            | 0.00         |
| Deposit                             | 09/06/2024 |     |     | Harris County Tax ... | Delinquent P&I                 | 214.23       |
| Deposit                             | 09/12/2024 |     |     | Harris County Tax ... | -MULTIPLE-                     | 0.00         |
| Deposit                             | 10/17/2024 |     |     | Harris County Tax ... | P&I                            | 0.00         |
| Deposit                             | 10/17/2024 |     |     | Harris County Tax ... | Delinquent P&I                 | 81.50        |
| Deposit                             | 11/14/2024 |     |     | Harris County Tax ... | P&I                            | 0.00         |
| Deposit                             | 11/14/2024 |     |     | Harris County Tax ... | Delinquent P&I                 | 103.45       |
| Total 42100 · Penalty & Interest    |            |     |     |                       |                                | 189,856.77   |
| <b>42300 · Tax Revenue</b>          |            |     |     |                       |                                |              |
| Deposit                             | 01/11/2024 |     |     | Harris County Tax ... | Current Levy                   | 676,014.86   |
| Deposit                             | 01/16/2024 |     |     | Harris County Tax ... | Current Levy                   | 617,141.98   |
| Deposit                             | 01/18/2024 |     |     | Harris County Tax ... | Current Levy                   | 806,958.27   |
| Deposit                             | 01/25/2024 |     |     | Harris County Tax ... | Current Levy                   | 1,022,235.15 |
| Deposit                             | 01/29/2024 |     |     | Harris County Tax ... | Current Levy                   | 1,155,426.13 |
| Total 42300 · Tax Revenue           |            |     |     |                       |                                | 4,277,776.39 |
| Total 42000 · Tax Revenues          |            |     |     |                       |                                | 4,467,633.16 |
| <b>43000 · Other Income</b>         |            |     |     |                       |                                |              |
| <b>43100 · Miscellaneous Income</b> |            |     |     |                       |                                |              |
| Deposit                             | 01/26/2024 |     |     | Harris County Tax ... | Adj./Fees                      | 1,931.34     |
| Deposit                             | 02/01/2024 |     |     | Harris County Tax ... | Adj./Fees                      | 18,789.16    |
| Deposit                             | 02/16/2024 |     |     | Harris County Tax ... | Interest Jan 1 to Jan 31, 2024 | 1,202.10     |
| Deposit                             | 03/18/2024 |     |     | Harris County Tax ... | Adj./Fees                      | 1,365.55     |

No assurance is provided on these financial statements

9:38 AM

12/17/24

Accrual Basis

## Harris County ESD No. 1 - GOF Profit & Loss Detail January through November 2024

| Type                                           | Date       | Num   | Adj | Name                    | Memo                | Amount    |
|------------------------------------------------|------------|-------|-----|-------------------------|---------------------|-----------|
| Deposit                                        | 04/22/2024 |       |     | Harris County Tax ...   | Adj./Fees           | 24,666.57 |
| Deposit                                        | 04/26/2024 |       |     | Harris County Tax ...   | Adj./Fees           | 11,973.26 |
| Deposit                                        | 05/16/2024 |       |     | Harris County Tax ...   | Adj./Fees           | 1,417.64  |
| Deposit                                        | 06/14/2024 |       |     | Harris County Tax ...   | Adj./Fees           | 1,795.07  |
| Deposit                                        | 08/02/2024 |       |     | Harris County Tax ...   | Adj./Fees           | 1,399.20  |
| Deposit                                        | 08/05/2024 |       |     | Harris County Tax ...   | Adj./Fees           | 9,593.71  |
| Deposit                                        | 08/09/2024 |       |     | Harris County Tax ...   | Adj./Fees           | 1,422.53  |
| Total 43100 · Miscellaneous Income             |            |       |     |                         |                     | 75,556.13 |
| <b>43200 · Donations &amp; Contributions</b>   |            |       |     |                         |                     |           |
| Deposit                                        | 01/29/2024 | 15983 |     | Harris County Utilit... | Monthly Collections | 1,685.83  |
| Deposit                                        | 03/28/2024 |       |     | Harris County Utilit... | Deposit             | 853.99    |
| Deposit                                        | 03/28/2024 |       |     | Harris County Utilit... | Deposit             | 808.14    |
| Deposit                                        | 03/28/2024 |       |     | Harris County Utilit... | Deposit             | 1,669.04  |
| Deposit                                        | 05/17/2024 |       |     | Harris County Utilit... | Deposit             | 830.70    |
| Deposit                                        | 05/17/2024 |       |     | Harris County Utilit... | Deposit             | 841.20    |
| Deposit                                        | 06/12/2024 |       |     | Harris County Utilit... | Deposit             | 896.96    |
| Deposit                                        | 08/16/2024 |       |     | Harris County Utilit... | Deposit             | 812.70    |
| Deposit                                        | 11/12/2024 | 16378 |     | Harris County Utilit... | Monthly Collections | 811.82    |
| Deposit                                        | 11/12/2024 | 16343 |     | Harris County Utilit... | Monthly Collections | 827.00    |
| Total 43200 · Donations & Contributions        |            |       |     |                         |                     | 10,037.38 |
| <b>43550 · Interest Earned on Checking</b>     |            |       |     |                         |                     |           |
| Deposit                                        | 01/31/2024 |       |     |                         | Interest            | 21,669.59 |
| Deposit                                        | 02/29/2024 |       |     |                         | Interest            | 16,874.75 |
| Deposit                                        | 03/31/2024 |       |     |                         | Interest            | 6,832.21  |
| Deposit                                        | 04/30/2024 |       |     |                         | Interest            | 378.66    |
| Deposit                                        | 05/31/2024 |       |     |                         | Interest            | 297.79    |
| Deposit                                        | 06/30/2024 |       |     |                         | Interest            | 775.92    |
| Deposit                                        | 07/31/2024 |       |     |                         | Interest            | 1,500.24  |
| Deposit                                        | 08/31/2024 |       |     |                         | Interest            | 186.29    |
| Deposit                                        | 09/30/2024 |       |     |                         | Interest            | 244.08    |
| Total 43550 · Interest Earned on Checking      |            |       |     |                         |                     | 48,759.53 |
| <b>43700 · Interest Earned on Temp. Invest</b> |            |       |     |                         |                     |           |
| Deposit                                        | 01/31/2024 |       |     |                         | Interest            | 6,444.19  |
| Deposit                                        | 01/31/2024 |       |     |                         | Interest            | 14,916.15 |
| Deposit                                        | 01/31/2024 |       |     |                         | Interest            | 25,215.61 |
| Deposit                                        | 01/31/2024 |       |     |                         | Interest            | 13,789.89 |
| Deposit                                        | 02/29/2024 |       |     |                         | Interest            | 32,313.37 |
| Deposit                                        | 02/29/2024 |       |     |                         | Interest            | 13,876.56 |
| Deposit                                        | 02/29/2024 |       |     |                         | Interest            | 40,169.59 |
| Deposit                                        | 02/29/2024 |       |     |                         | Interest            | 7,292.36  |
| Deposit                                        | 03/31/2024 |       |     |                         | Interest            | 63,943.28 |
| Deposit                                        | 03/31/2024 |       |     |                         | Interest            | 13,668.03 |
| Deposit                                        | 03/31/2024 |       |     |                         | Interest            | 43,675.09 |
| Deposit                                        | 03/31/2024 |       |     |                         | Interest            | 7,843.37  |
| Deposit                                        | 04/30/2024 |       |     |                         | Interest            | 60,222.90 |
| Deposit                                        | 04/30/2024 |       |     |                         | Interest            | 7,231.41  |
| Deposit                                        | 04/30/2024 |       |     |                         | Interest            | 44,340.45 |
| Deposit                                        | 04/30/2024 |       |     |                         | Interest            | 7,621.40  |
| Deposit                                        | 05/31/2024 |       |     |                         | Interest            | 49,582.82 |
| Deposit                                        | 05/31/2024 |       |     |                         | Interest            | 4,750.71  |
| Deposit                                        | 05/31/2024 |       |     |                         | Interest            | 46,006.55 |
| Deposit                                        | 05/31/2024 |       |     |                         | Interest            | 7,907.79  |
| Deposit                                        | 06/30/2024 |       |     |                         | Interest            | 41,683.82 |
| Deposit                                        | 06/30/2024 |       |     |                         | Interest            | 3,719.98  |
| Deposit                                        | 06/30/2024 |       |     |                         | Interest            | 42,232.96 |
| Deposit                                        | 06/30/2024 |       |     |                         | Interest            | 6,859.88  |
| Deposit                                        | 07/31/2024 |       |     |                         | Interest            | 43,192.05 |
| Deposit                                        | 07/31/2024 |       |     |                         | Interest            | 2,042.89  |
| Deposit                                        | 07/31/2024 |       |     |                         | Interest            | 39,691.53 |
| Deposit                                        | 07/31/2024 |       |     |                         | Interest            | 5,139.07  |
| Deposit                                        | 08/31/2024 |       |     |                         | Interest            | 41,054.08 |
| Deposit                                        | 08/31/2024 |       |     |                         | Interest            | 40,872.50 |
| Deposit                                        | 08/31/2024 |       |     |                         | Interest            | 408.54    |

No assurance is provided on these financial statements

9:38 AM

12/17/24

Accrual Basis

## Harris County ESD No. 1 - GOF Profit & Loss Detail January through November 2024

| Type                                             | Date       | Num     | Adj | Name                  | Memo                                                    | Amount       |
|--------------------------------------------------|------------|---------|-----|-----------------------|---------------------------------------------------------|--------------|
| Deposit                                          | 09/30/2024 |         |     |                       | Interest                                                | 36,838.93    |
| Deposit                                          | 09/30/2024 |         |     |                       | Interest                                                | 31,568.99    |
| Deposit                                          | 09/30/2024 |         |     |                       | Interest                                                | 300.39       |
| Deposit                                          | 10/31/2024 |         |     |                       | Interest                                                | 171.70       |
| Deposit                                          | 10/31/2024 |         |     |                       | Interest                                                | 29,255.28    |
| Deposit                                          | 10/31/2024 |         |     |                       | Interest                                                | 27,666.72    |
| Deposit                                          | 11/30/2024 |         |     |                       | Interest                                                | 117.11       |
| Deposit                                          | 11/30/2024 |         |     |                       | Interest                                                | 23,859.45    |
| Deposit                                          | 11/30/2024 |         |     |                       | Interest                                                | 20,438.39    |
| Total 43700 · Interest Earned on Temp. Invest    |            |         |     |                       |                                                         | 947,925.78   |
| Total 43000 · Other Income                       |            |         |     |                       |                                                         | 1,082,278.82 |
| Total Income                                     |            |         |     |                       |                                                         | 6,127,994.98 |
| Gross Profit                                     |            |         |     |                       |                                                         | 6,127,994.98 |
| <b>Expense</b>                                   |            |         |     |                       |                                                         |              |
| <b>143502 · Commissions Paid from Levy</b>       |            |         |     |                       |                                                         |              |
| Deposit                                          | 01/11/2024 |         |     | Harris County Tax ... | Adj./Fees                                               | 6,839.30     |
| Deposit                                          | 01/16/2024 |         |     | Harris County Tax ... | Adj./Fees                                               | 6,270.44     |
| Deposit                                          | 01/18/2024 |         |     | Harris County Tax ... | Adj./Fees                                               | 8,035.15     |
| Deposit                                          | 01/25/2024 |         |     | Harris County Tax ... | Adj./Fees                                               | 9,866.54     |
| Deposit                                          | 01/29/2024 |         |     | Harris County Tax ... | Adj./Fees                                               | 11,611.84    |
| Deposit                                          | 08/01/2024 |         |     | Harris County Tax ... | Adj./Fees                                               | 113.87       |
| Deposit                                          | 08/06/2024 |         |     | Harris County Tax ... | Adj./Fees                                               | 77.98        |
| Deposit                                          | 08/08/2024 |         |     | Harris County Tax ... | Adj./Fees                                               | 309.09       |
| Deposit                                          | 09/05/2024 |         |     | Harris County Tax ... | ADJ/Fee                                                 | 503.19       |
| Deposit                                          | 09/12/2024 |         |     | Harris County Tax ... | Adj./Fees                                               | -1,525.00    |
| Deposit                                          | 11/08/2024 |         |     | Harris County Tax ... | Adj./Fees 10.27.2024 - 10.27.2024                       | -1,137.11    |
| Total 143502 · Commissions Paid from Levy        |            |         |     |                       |                                                         | 40,965.29    |
| <b>162800 · Facilities &amp; Equipment (DNU)</b> |            |         |     |                       |                                                         |              |
| <b>162840 · Equip Rental &amp; Maintenance</b>   |            |         |     |                       |                                                         |              |
| Bill                                             | 11/18/2024 | 9207... |     | Stryker Medical Corp  | ProCare Service Contract 02.09.2024 - 02.08.2025        | 45,739.98    |
| Total 162840 · Equip Rental & Maintenance        |            |         |     |                       |                                                         | 45,739.98    |
| Total 162800 · Facilities & Equipment (DNU)      |            |         |     |                       |                                                         | 45,739.98    |
| <b>170000 · Capital Purchases</b>                |            |         |     |                       |                                                         |              |
| <b>17001 · Vehicles</b>                          |            |         |     |                       |                                                         |              |
| Bill                                             | 11/12/2024 | G35...  |     | Donalson CDJR, L...   | 2024 Dodge Ram 3500 VIN x 0589                          | 62,493.50    |
| Total 17001 · Vehicles                           |            |         |     |                       |                                                         | 62,493.50    |
| Total 170000 · Capital Purchases                 |            |         |     |                       |                                                         | 62,493.50    |
| <b>50000 · Commissioner Salaries and Wages</b>   |            |         |     |                       |                                                         |              |
| <b>50250 · Commissioner Reimbursement</b>        |            |         |     |                       |                                                         |              |
| Bill                                             | 01/24/2024 | JAN ... |     | Fred A Scibuola       | JAN 24 Reimbursement                                    | 1,200.00     |
| Bill                                             | 01/25/2024 | Reim... |     | Shirley Reed          | Reimbursement Request January 3- January 16, 2024       | 800.00       |
| Bill                                             | 01/31/2024 | JAN ... |     | Pete Serna            | Training/Insurance Mtg/Board Mtg                        | 600.00       |
| Bill                                             | 02/13/2024 | 2024... |     | Cathy Sunday_         | Commissioner Reimbursement 2024                         | 2,600.00     |
| Bill                                             | 02/16/2024 | FEB ... |     | Fred A Scibuola       | FEB 24 Reimbursement                                    | 1,000.00     |
| Bill                                             | 02/23/2024 | Reim... |     | Shirley Reed          | Reimbursement Request January 19- January 29, 2024      | 800.00       |
| Bill                                             | 02/29/2024 | FEB ... |     | Pete Serna            | Ins Mtg/Safe-D Conf/Board Mtg                           | 1,000.00     |
| Bill                                             | 03/19/2024 | MAR...  |     | Fred A Scibuola       | March 24 Reimbursement                                  | 1,200.00     |
| Bill                                             | 03/31/2024 | Reim... |     | Shirley Reed          | Reimbursement Request February 6- April 1, 2024         | 1,800.00     |
| Bill                                             | 04/17/2024 | APRI... |     | Fred A Scibuola       | April 24 Reimbursement                                  | 1,000.00     |
| Bill                                             | 05/16/2024 | MAY...  |     | Fred A Scibuola       | MAY 24 Reimbursement                                    | 800.00       |
| Bill                                             | 05/31/2024 | 2024... |     | Virginia Bazan        | Meeting reimbursement                                   | 2,600.00     |
| Bill                                             | 05/31/2024 | Reim... |     | Shirley Reed          | Reimbursement Request April 15- May 18, 2024            | 1,400.00     |
| Bill                                             | 06/01/2024 | APRI... |     | Pete Serna            | HCEC Supervisor Interview Panel/Cyber Ins review/Com... | 600.00       |
| Bill                                             | 06/13/2024 | JUN...  |     | Fred A Scibuola       | JUNE 24 Reimbursement                                   | 1,200.00     |
| Bill                                             | 07/22/2024 | JUL...  |     | Fred A Scibuola       | JULY 24 Reimbursement                                   | 800.00       |
| Bill                                             | 07/22/2024 | Reim... |     | Shirley Reed          | Reimbursement Request June 13- July 9, 2024             | 1,600.00     |
| Bill                                             | 08/21/2024 | Reim... |     | Shirley Reed          | Reimbursement Request July 11 - August 21, 2024         | 1,200.00     |

No assurance is provided on these financial statements

9:38 AM

12/17/24

Accrual Basis

## Harris County ESD No. 1 - GOF

### Profit & Loss Detail

January through November 2024

| Type                                          | Date       | Num     | Adj | Name                | Memo                                                | Amount        |
|-----------------------------------------------|------------|---------|-----|---------------------|-----------------------------------------------------|---------------|
| Bill                                          | 09/01/2024 | AUG...  |     | Pete Serna          | -MULTIPLE-                                          | 1,000.00      |
| Total 50250 · Commissioner Reimbursement      |            |         |     |                     |                                                     | 23,200.00     |
| Total 50000 · Commissioner Salaries and Wages |            |         |     |                     |                                                     | 23,200.00     |
| <b>51000 · HCEC Program Expense</b>           |            |         |     |                     |                                                     |               |
| <b>51100 · HCEC Contract Expense</b>          |            |         |     |                     |                                                     |               |
| Bill                                          | 01/31/2024 | 02943   |     | HCEC                | Rate \$984.21 @ 1983 Trips less (\$453,109)         | 1,498,579.43  |
| Bill                                          | 02/29/2024 | 02944   |     | HCEC                | Rate \$984.21 @ 1894 Trips less (\$404,756)         | 1,459,337.74  |
| Bill                                          | 03/31/2024 | 02959   |     | HCEC                | Rate \$984.21 @ 2110Trips less (\$479,971.54)       | 1,596,711.56  |
| Bill                                          | 04/30/2024 | 02980   |     | HCEC                | Rate \$984.21 @ 2114Trips less (\$606,928.29)       | 1,473,691.65  |
| Bill                                          | 05/31/2024 | 02994   |     | HCEC                | Rate \$984.21 @ 2328Trips less (\$564,474)          | 1,726,766.88  |
| Bill                                          | 06/30/2024 | 03006   |     | HCEC                | Rate \$984.21 @ 2204Trips less (\$581,073.23)       | 1,588,125.61  |
| Bill                                          | 07/31/2024 | 03019   |     | HCEC                | Rate \$984.21 @ 2446 Trips less (\$684,873.97)      | 1,722,503.69  |
| Bill                                          | 08/31/2024 | 03039   |     | HCEC                | Rate \$984.21 @ 2568 Trips less (\$630,984.85)      | 1,896,766.43  |
| Bill                                          | 09/30/2024 | 03051   |     | HCEC                | Rate \$984.21 @ 2531 Trips less (\$618,013.72)      | 1,873,021.79  |
| Bill                                          | 10/31/2024 | 03076   |     | HCEC                | Rate \$984.21 @2365 Trips less (\$650,058.76)       | 1,677,597.89  |
| Bill                                          | 11/30/2024 | 03087   |     | HCEC                | Rate \$984.21 @2276 Trips less (\$461174.31)        | 1,778,887.65  |
| Total 51100 · HCEC Contract Expense           |            |         |     |                     |                                                     | 18,291,990.32 |
| Total 51000 · HCEC Program Expense            |            |         |     |                     |                                                     | 18,291,990.32 |
| <b>52000 · Contract Services (DNU)</b>        |            |         |     |                     |                                                     |               |
| <b>52100 · Accounting Fees</b>                |            |         |     |                     |                                                     |               |
| Bill                                          | 01/31/2024 | 2528    |     | The Morton Accou... | January CPA Services                                | 5,941.62      |
| Bill                                          | 02/29/2024 | 2539    |     | The Morton Accou... | February CPA Services                               | 4,907.32      |
| Bill                                          | 03/31/2024 | 2555    |     | The Morton Accou... | March CPA Services                                  | 5,031.29      |
| Bill                                          | 04/30/2024 | 2560    |     | The Morton Accou... | April CPA Services                                  | 4,883.75      |
| Bill                                          | 05/31/2024 | 2573    |     | The Morton Accou... | May CPA Services                                    | 5,086.97      |
| Bill                                          | 06/30/2024 | 2588    |     | The Morton Accou... | June CPA Services                                   | 5,182.23      |
| Bill                                          | 07/31/2024 | 2597    |     | The Morton Accou... | July CPA Services                                   | 4,992.22      |
| Bill                                          | 08/31/2024 | 2610    |     | The Morton Accou... | August CPA Services                                 | 4,961.66      |
| Bill                                          | 09/30/2024 | 2625    |     | The Morton Accou... | September CPA Services                              | 6,254.78      |
| Bill                                          | 10/31/2024 | 2638    |     | The Morton Accou... | October CPA Services                                | 5,020.17      |
| Bill                                          | 11/30/2024 | 2645    |     | The Morton Accou... | November CPA Services                               | 5,120.79      |
| Total 52100 · Accounting Fees                 |            |         |     |                     |                                                     | 57,382.80     |
| <b>52200 · Audit Fees</b>                     |            |         |     |                     |                                                     |               |
| Bill                                          | 04/01/2024 | 1789... |     | Carr Riggs & Ingram | 2023 Audit Billing                                  | 16,000.00     |
| Bill                                          | 04/30/2024 | 1795... |     | Carr Riggs & Ingram | 2023 Final Audit Billing                            | 5,900.00      |
| Total 52200 · Audit Fees                      |            |         |     |                     |                                                     | 21,900.00     |
| <b>52300 · Legal Fees</b>                     |            |         |     |                     |                                                     |               |
| Bill                                          | 01/11/2024 |         |     | Caryn Papantonakis  | Legal Fees                                          | 6,000.00      |
| Bill                                          | 02/11/2024 |         |     | Caryn Papantonakis  | Legal Fees                                          | 6,000.00      |
| Bill                                          | 03/11/2024 |         |     | Caryn Papantonakis  | Legal Fees                                          | 6,000.00      |
| Bill                                          | 04/11/2024 |         |     | Caryn Papantonakis  | Legal Fees                                          | 6,000.00      |
| Bill                                          | 05/11/2024 |         |     | Caryn Papantonakis  | Legal Fees                                          | 6,000.00      |
| Bill                                          | 06/11/2024 |         |     | Caryn Papantonakis  | Legal Fees                                          | 6,000.00      |
| Bill                                          | 07/11/2024 |         |     | Caryn Papantonakis  | Legal Fees                                          | 6,000.00      |
| Bill                                          | 08/11/2024 |         |     | Caryn Papantonakis  | Legal Fees                                          | 6,000.00      |
| Bill                                          | 09/11/2024 |         |     | Caryn Papantonakis  | Legal Fees                                          | 6,000.00      |
| Bill                                          | 10/11/2024 |         |     | Caryn Papantonakis  | Legal Fees                                          | 6,000.00      |
| Bill                                          | 11/11/2024 |         |     | Caryn Papantonakis  | Legal Fees                                          | 6,000.00      |
| Total 52300 · Legal Fees                      |            |         |     |                     |                                                     | 66,000.00     |
| <b>52350 · Outside Contract Services</b>      |            |         |     |                     |                                                     |               |
| Bill                                          | 01/31/2024 | 11183   |     | AG CM Inc.          | Project Management Support #93 & 96 - January 2024  | 15,822.70     |
| Bill                                          | 02/29/2024 | 1127... |     | AG CM Inc.          | Project Management Support #93 & 96 - February 2024 | 19,020.50     |
| Bill                                          | 03/31/2024 | 11379   |     | AG CM Inc.          | Project Management Support #93 & 96 - March 2024    | 18,246.80     |
| Bill                                          | 04/30/2024 | 1146... |     | AG CM Inc.          | Project Management Support #93 & 96 - April 2024    | 20,557.30     |
| Bill                                          | 05/31/2024 | 11579   |     | AG CM Inc.          | Project Management Support #93 & 96 - May 2024      | 16,995.00     |
| Bill                                          | 06/30/2024 | 11670   |     | AG CM Inc.          | Project Management Support #93 & 96 -June 2024      | 13,700.00     |
| Bill                                          | 07/01/2024 | 61738   |     | Equitax Inc.        | 2023 Annual Tax True Up                             | 3,200.00      |
| Bill                                          | 07/31/2024 | 11744   |     | AG CM Inc.          | Project Management Support #93 & 96 -July 2024      | 15,549.50     |

No assurance is provided on these financial statements

9:38 AM

12/17/24

Accrual Basis

## Harris County ESD No. 1 - GOF Profit & Loss Detail January through November 2024

| Type                                               | Date       | Num     | Adj | Name                   | Memo                                                | Amount     |
|----------------------------------------------------|------------|---------|-----|------------------------|-----------------------------------------------------|------------|
| Bill                                               | 09/01/2024 | 1182... |     | AG CM Inc.             | Project Management Support #93 & 96 -August 2024    | 31,543.10  |
| Bill                                               | 09/30/2024 | 11901   |     | AG CM Inc.             | Project Management Support #93 & 96 -September 2024 | 15,760.50  |
| Bill                                               | 10/31/2024 | 11988   |     | AG CM Inc.             | Project Management Support #93 & 96 -October 2024   | 6,096.50   |
| Total 52350 · Outside Contract Services            |            |         |     |                        |                                                     | 176,491.90 |
| <b>52550 · Election Expense</b>                    |            |         |     |                        |                                                     |            |
| Bill                                               | 01/31/2024 | 2180... |     | Radcliffe Bobbitt A... | Legal - Elections - JAN 2024                        | 2,085.64   |
| Bill                                               | 02/29/2024 | 2182... |     | Radcliffe Bobbitt A... | Legal - Elections - FEB 2024                        | 2,568.63   |
| Bill                                               | 03/31/2024 | 2182... |     | Radcliffe Bobbitt A... | Legal - Elections - MAR 2024                        | 107.10     |
| Bill                                               | 05/31/2024 | 2185... |     | Radcliffe Bobbitt A... | Legal - Elections - MAY 2024                        | 1,146.81   |
| Bill                                               | 06/30/2024 | 2186... |     | Radcliffe Bobbitt A... | Legal - Elections - JUNE 2024                       | 2,966.57   |
| Bill                                               | 07/31/2024 | 2187... |     | Radcliffe Bobbitt A... | Legal - Elections - JULY 2024                       | 90.00      |
| Total 52550 · Election Expense                     |            |         |     |                        |                                                     | 8,964.75   |
| Total 52000 · Contract Services (DNU)              |            |         |     |                        |                                                     | 330,739.45 |
| <b>53000 · Operations (DNU)</b>                    |            |         |     |                        |                                                     |            |
| <b>53150 · Dues &amp; Subscriptions</b>            |            |         |     |                        |                                                     |            |
| Bill                                               | 01/31/2024 | 13858   |     | Oak Interactive, LLC   | Monthly Website Maintenance -January                | 450.00     |
| Bill                                               | 02/29/2024 | 13886   |     | Oak Interactive, LLC   | Monthly Website Maintenance - February              | 450.00     |
| Bill                                               | 03/31/2024 | 13912   |     | Oak Interactive, LLC   | Monthly Website Maintenance - March                 | 450.00     |
| Bill                                               | 04/30/2024 | 13945   |     | Oak Interactive, LLC   | Monthly Website Maintenance - April 2024            | 450.00     |
| Bill                                               | 05/16/2024 | 2024... |     | SAFE-D                 | Safe-D Membership Renewal 2024                      | 1,100.00   |
| Bill                                               | 06/01/2024 | 13978   |     | Oak Interactive, LLC   | Monthly Website Maintenance - May 2024              | 450.00     |
| Bill                                               | 06/30/2024 | 14011   |     | Oak Interactive, LLC   | Monthly Website Maintenance - June 2024             | 450.00     |
| Bill                                               | 07/31/2024 | 14044   |     | Oak Interactive, LLC   | Monthly Website Maintenance - July 2024             | 450.00     |
| Bill                                               | 08/31/2024 | 14076   |     | Oak Interactive, LLC   | Monthly Website Maintenance - August 2024           | 450.00     |
| Bill                                               | 09/30/2024 | 14103   |     | Oak Interactive, LLC   | Monthly Website Maintenance - September 2024        | 450.00     |
| Bill                                               | 10/31/2024 | 14140   |     | Oak Interactive, LLC   | Monthly Website Maintenance - October 2024          | 450.00     |
| Bill                                               | 11/30/2024 | 14177   |     | Oak Interactive, LLC   | Monthly Website Maintenance - November 2024         | 450.00     |
| Total 53150 · Dues & Subscriptions                 |            |         |     |                        |                                                     | 6,050.00   |
| <b>53250 · Computer/Software Support</b>           |            |         |     |                        |                                                     |            |
| Bill                                               | 02/29/2024 | 2539    |     | The Morton Accou...    | Quickbooks Annual Subscription                      | 866.92     |
| Total 53250 · Computer/Software Support            |            |         |     |                        |                                                     | 866.92     |
| <b>53300 · Printing &amp; Copying</b>              |            |         |     |                        |                                                     |            |
| Bill                                               | 01/31/2024 | 2528    |     | The Morton Accou...    | Copies                                              | 8.75       |
| Bill                                               | 02/29/2024 | 2539    |     | The Morton Accou...    | Copies                                              | 7.35       |
| Bill                                               | 03/31/2024 | 2555    |     | The Morton Accou...    | Copies                                              | 8.40       |
| Bill                                               | 04/30/2024 | 2560    |     | The Morton Accou...    | Copies                                              | 8.40       |
| Bill                                               | 05/31/2024 | 2573    |     | The Morton Accou...    | Copies                                              | 3.50       |
| Bill                                               | 06/30/2024 | 2588    |     | The Morton Accou...    | Copies                                              | 1.75       |
| Bill                                               | 07/31/2024 | 2597    |     | The Morton Accou...    | Copies                                              | 2.10       |
| Bill                                               | 08/31/2024 | 2610    |     | The Morton Accou...    | Copies                                              | 1.75       |
| Bill                                               | 09/30/2024 | 2625    |     | The Morton Accou...    | Copies                                              | 2.10       |
| Bill                                               | 10/31/2024 | 2638    |     | The Morton Accou...    | Copies                                              | 1.75       |
| Bill                                               | 11/30/2024 | 2645    |     | The Morton Accou...    | Copies                                              | 2.45       |
| Total 53300 · Printing & Copying                   |            |         |     |                        |                                                     | 48.30      |
| <b>53350 · Legal Notices &amp; Filing Fees</b>     |            |         |     |                        |                                                     |            |
| Bill                                               | 10/31/2024 | 3435... |     | Houston Chronicle      | Public Hearing                                      | 11,469.37  |
| Total 53350 · Legal Notices & Filing Fees          |            |         |     |                        |                                                     | 11,469.37  |
| <b>53400 · Office Supplies</b>                     |            |         |     |                        |                                                     |            |
| Bill                                               | 01/31/2024 | 2528    |     | The Morton Accou...    | 1099 Forms, Envelopes, Mailing, & E-filing          | 54.20      |
| Total 53400 · Office Supplies                      |            |         |     |                        |                                                     | 54.20      |
| Total 53000 · Operations (DNU)                     |            |         |     |                        |                                                     | 18,488.79  |
| <b>54000 · General and Admin Expenses</b>          |            |         |     |                        |                                                     |            |
| <b>54150 · Insurance - Gen Liab-Err &amp; Omis</b> |            |         |     |                        |                                                     |            |
| Bill                                               | 01/02/2024 | 2024... |     | VFIS of Texas          | HARC0-1 Insurance Coverage - 1/1/24 to 1/1/25       | 80,713.00  |
| Bill                                               | 04/26/2024 | INV-... |     | Cowbell Cyber, Inc     | Cyber Insurance - April 2024                        | 9,254.00   |

No assurance is provided on these financial statements

9:38 AM

12/17/24

Accrual Basis

## Harris County ESD No. 1 - GOF Profit & Loss Detail January through November 2024

| Type                                             | Date       | Num      | Adj | Name                  | Memo                                               | Amount                |
|--------------------------------------------------|------------|----------|-----|-----------------------|----------------------------------------------------|-----------------------|
| Bill                                             | 08/01/2024 | 14169    |     | VFIS of Texas         | HARRC0E-01 Insurance Coverage INC EXCESS LIMIT ... | 1,112.00              |
| Total 54150 · Insurance - Gen Liab-Err & Omis    |            |          |     |                       |                                                    | 91,079.00             |
| <b>54200 · Insurance - Treasurer's Bond</b>      |            |          |     |                       |                                                    |                       |
| Bill                                             | 08/23/2024 | Pete ... |     | Victor Insurance M... | 61BSBHZ4083- Serna                                 | 520.00                |
| Total 54200 · Insurance - Treasurer's Bond       |            |          |     |                       |                                                    | 520.00                |
| <b>54400 · HCAD Qtr Expenses</b>                 |            |          |     |                       |                                                    |                       |
| Bill                                             | 02/29/2024 | CI-0...  |     | Harris Central App... | 2nd Qtr Quarterly 2024 Assessment                  | 49,358.00             |
| Bill                                             | 08/19/2024 | CI-0...  |     | Harris Central App... | 4th Qtr Quarterly 2024 Assessment                  | 50,341.00             |
| Bill                                             | 10/01/2024 | CI-0...  |     | Harris Central App... | 3rd Qtr Quarterly 2024 Assessment                  | 49,336.00             |
| Bill                                             | 11/23/2024 | CI-0...  |     | Harris Central App... | 2024 Election                                      | 45,777.00             |
| Bill                                             | 11/23/2024 | CI-0...  |     | Harris Central App... | 2024 Election Refund                               | -11,193.00            |
| Total 54400 · HCAD Qtr Expenses                  |            |          |     |                       |                                                    | 183,619.00            |
| <b>54600 · Travel &amp; Meetings</b>             |            |          |     |                       |                                                    |                       |
| Bill                                             | 02/16/2024 | FEB ...  |     | Fred A Scibuola       | -MULTIPLE-                                         | 56.60                 |
| Bill                                             | 02/29/2024 | Feb ...  |     | Chase Card Servic...  | Gas                                                | 60.10                 |
| Total 54600 · Travel & Meetings                  |            |          |     |                       |                                                    | 116.70                |
| <b>54650 · Conference, Conven &amp; Meetings</b> |            |          |     |                       |                                                    |                       |
| Bill                                             | 05/16/2024 | Conf...  |     | SAFE-D                | SAFE-D 2024 Annual Conference                      | 1,475.00              |
| Total 54650 · Conference, Conven & Meetings      |            |          |     |                       |                                                    | 1,475.00              |
| <b>54700 · Travel/Lodging</b>                    |            |          |     |                       |                                                    |                       |
| Bill                                             | 02/29/2024 | Feb ...  |     | Chase Card Servic...  | Westin Hotels                                      | 1,336.44              |
| Bill                                             | 09/30/2024 | 2625     |     | The Morton Accou...   | Training Dallas                                    | 653.16                |
| Total 54700 · Travel/Lodging                     |            |          |     |                       |                                                    | 1,989.60              |
| Total 54000 · General and Admin Expenses         |            |          |     |                       |                                                    | 278,799.30            |
| <b>60000 · Interest Expense</b>                  |            |          |     |                       |                                                    |                       |
| Bill                                             | 05/15/2024 | Loan...  |     | JPMorgan Chase ...    | Payment for Loan - \$6,251,874.51                  | 32,750.23             |
| Bill                                             | 11/18/2024 | Loan...  |     | JPMorgan Chase ...    | Payment for Loan - \$6,251,874.51                  | 32,750.24             |
| Bill                                             | 11/25/2024 | 9103...  |     | TIB                   | Acct. # ML-000091037                               | 100,793.03            |
| Total 60000 · Interest Expense                   |            |          |     |                       |                                                    | 166,293.50            |
| Total Expense                                    |            |          |     |                       |                                                    | 19,258,710.13         |
| Net Ordinary Income                              |            |          |     |                       |                                                    | -13,130,715.15        |
| <b>Net Income</b>                                |            |          |     |                       |                                                    | <b>-13,130,715.15</b> |

No assurance is provided on these financial statements



# Invoice



Page 1/1  
 Invoice 03089  
 Date 11/30/2024

**Harris County Emergency Corps**  
 2800 Aldine Bender Road  
 Houston TX 77032

Bill To: Harris County ESD#1

Ship To: Harris County ESD#1  
 Melissa Morton

| Customer ID |                        | Shipping Method                  | Payment Terms  | Req Ship Date | Master No.     |
|-------------|------------------------|----------------------------------|----------------|---------------|----------------|
| H0001       |                        |                                  | Due on Receipt | 11/30/2024    | 3,061          |
| Ordered     | Item Number            | Description                      | Discount       | Unit Price    | Ext. Price     |
| 2,276.00    | 911 SERVICES           | 911 Services under ESD1 contract | \$0.00         | \$984.21      | \$2,240,061.96 |
| 1.00        | INTERMEDI<br>COLLECTED | Intermedix Collected             | \$0.00         | -\$461,174.31 | -\$461,174.31  |
| 1.00        | LEASE<br>PAYMENTS      | Lease payments to ESD1 Bldg/Eq   | \$0.00         | -\$45,553.00  | -\$45,553.00   |
| 1.00        | LEASE<br>AMBULANCES    | Lease Payments ESD1 Ambulances   | \$0.00         | -\$7,000.00   | -\$7,000.00    |

Thank you for your business!

|                |                       |
|----------------|-----------------------|
| Subtotal       | \$1,726,334.65        |
| Misc           | \$0.00                |
| Tax            | \$0.00                |
| Freight        | \$0.00                |
| Trade Discount | \$0.00                |
| <b>Total</b>   | <b>\$1,726,334.65</b> |



# AIA Document G742™ - 2015

## Application and Certificate for Payment for a Design-Build Project

**TO OWNER:** Harris Co. ESD #1  
2800 Aldine Bender Rd.  
Houston, TX 77032

**PROJECT:** Harris Co. ESD #93 & #96  
#93: 7710 Fallbrook, Houston, TX  
77086 & #96: 2947 Washington Ave.,  
Houston, TX 77007

**APPLICATION NO:** 021  
**PERIOD TO:** November 30, 2024

**FROM:** Construction Masters of Houston  
P. O. Box 1587  
Pearland, TX 77588

**CONTRACT FOR:** General Construction

**CONTRACT DATE:** /

**PROJECT NOS:** /

**Distribution to:** OWNER:  ARCHITECT:   
DESIGN-BUILDER:  FIELD:   
OTHER:

### DESIGN-BUILDER'S APPLICATION FOR PAYMENT

Application is made for payment, as shown below, in connection with the Contract. AIA Document G743™, Continuation Sheet for a Design-Build Project, is attached.

|                                                                    |              |
|--------------------------------------------------------------------|--------------|
| 1. ORIGINAL CONTRACT SUM .....                                     | \$302,500.00 |
| 2. NET CHANGE BY CHANGE ORDERS .....                               | \$145,601.08 |
| 3. CONTRACT SUM TO DATE (Line 1 + 2) .....                         | \$448,101.08 |
| 4. TOTAL COMPLETED & STORED TO DATE (Column G on G743) .....       | \$432,226.08 |
| 5. RETAINAGE:                                                      |              |
| a. 0 % of Completed Work<br>(Column D + E on G743)                 | \$0.00       |
| b. 0 % of Stored Material<br>(Column F on G743)                    | \$0.00       |
| Total Retainage (Lines 5a + 5b or Total in Column I of G743) ..... | \$0.00       |
| 6. TOTAL EARNED LESS RETAINAGE .....                               | \$432,226.08 |
| (Line 4 Less Line 5 Total)                                         |              |
| 7. LESS PREVIOUS CERTIFICATES FOR PAYMENT .....                    | \$425,851.08 |
| (Line 6 from prior Certificate)                                    |              |

8. CURRENT PAYMENT DUE .....

9. BALANCE TO FINISH, INCLUDING RETAINAGE  
(Line 3 less Line 6) .....

**\$15,875.00**

| CHANGE ORDER SUMMARY                               | ADDITIONS           | DEDUCTIONS          |
|----------------------------------------------------|---------------------|---------------------|
| Total changes approved in previous months by Owner | \$145,601.08        | \$0.00              |
| Total approved this Month                          | \$0.00              | \$0.00              |
| <b>TOTALS</b>                                      | <b>\$145,601.08</b> | <b>\$0.00</b>       |
| <b>NET CHANGES by Change Order</b>                 |                     | <b>\$145,601.08</b> |

The undersigned Design-Builder certifies that to the best of the Design-Builder's knowledge, information and belief the Work covered by this Application for Payment has been completed in accordance with the Design-Build Documents, that all amounts have been paid by the Design-Builder for Work for which previous Certificates for Payment were issued and payments received from the Owner, and that current payment shown herein is now due.

**DESIGN-BUILDER:**   
By: \_\_\_\_\_ Date: December 04, 2024  
State of: Texas

County of: Brazoria

Subscribed and sworn to before

me this 4<sup>th</sup> day of December, 2024

Notary Public: Marjorie Carns

My Commission expires: September 26, 2025



### CERTIFICATE FOR PAYMENT

In accordance with the Design-Build Documents, based on the Owner's review of the Work and the data comprising this application, the Owner determines the following amount is properly due and owing to the Design-Builder.

**AMOUNT DUE** .....

*(Attach explanation if amount certified differs from the amount applied. Initial all figures on this Application and on the Continuation Sheet that are changed to conform with the amount certified.)*

**OWNER:** \_\_\_\_\_ **Date:** \_\_\_\_\_ **\$6,375.00**

By: \_\_\_\_\_

This Certificate is not negotiable. The AMOUNT CERTIFIED is payable only to the Design-Builder named herein. Issuance, payment and acceptance of payment are without prejudice to any rights of the Owner or Design-Builder under this Contract.

AIA Document G742 - 2015. Copyright © 2015. All rights reserved. "The American Institute of Architects," "AIA," the AIA Logo, and "AIA Contract Documents" are trademarks of The American Institute of Architects. This document was produced at 15:12:13 ET on 12/04/2024 under Order No. 4104250254 which expires on 02/13/2025, is not for resale, is licensed for one-time use only, and may only be used in accordance with the AIA Contract Documents® Terms of Service. To report copyright violations, e-mail docinfo@aiacopyright.com.



## Conditional Waiver & Release Upon Partial Payment


Whereas, the undersigned **Construction Masters of Houston, Inc.** has performed work or furnished materials for improvement to property known as **Harris County ESD #93 & #96, Design Phase** located in the city of Houston, state of Texas.

The undersigned further certifies that all labor and materials furnished by the undersigned in connection with the above-named project has been paid in full and agrees to indemnify and save harmless the said Owner, **Harris County ESD #1**, against all loss, damages, cost or expense of any character whatsoever that may arise by reason of claims for labor or unpaid material used in connection with said improvements. When the check has been properly endorsed and has been paid by the bank upon which it is drawn, this document shall become effective to release pro tanto, any mechanic's lien, stop notice or bond right the undersigned has on the job.

Signed, Sealed and Delivered This 4<sup>th</sup> Day of December, 2024

**Construction Masters of Houston, Inc.**

By: \_\_\_\_\_



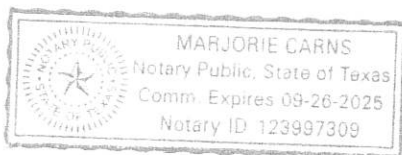
Title: \_\_\_\_\_

**President**


State of Texas }  
County of Brazoria }

Before me, the undersigned authority, on this day appeared **Justin Davis**, a person known to me, who upon being placed under oath, stated that he read and signed the foregoing instrument for the purposes and consideration therein stated and as the act and deed of **Construction Masters of Houston, Inc.** and further stated that each statement therein is within his knowledge and is true and correct.

Sworn and subscribed to before me on the 4<sup>th</sup> day of December, 2024.



Marjorie Carns  
Notary Public in and for Brazoria County, Texas  
My commission expires: 9/26/25



# Document G742™ - 2015

## Application and Certificate for Payment for a Design-Build Project

TO OWNER: Harris Co. ESD #1 PROJECT: HCESD #93 & 96 Construction Phase APPLICATION NO: 015  
 2800 Aldine Bender Rd. #93: 7710 Fallbrook, Houston, TX PERIOD TO: November 30, 2024  
 Houston, TX 77032 77086  
 FROM Construction Masters of Houston #96: 2947 Washington Ave., CONTRACT FOR: General Construction ARCHITECT:   
 P. O. Box 1587 DESIGN-BUILDER:   
 Pearland, TX 77588 Houston, TX 77007 CONTRACT DATE: June 20, 2023 DESIGN-BUILDER:   
 PROJECT NOS: /6922 FIELD:   
 OTHER:

### DESIGN-BUILDER'S APPLICATION FOR PAYMENT

Application is made for payment, as shown below, in connection with the Contract, AIA Document G743™, Continuation Sheet for a Design-Build Project, is attached.

|                                                                    |                |
|--------------------------------------------------------------------|----------------|
| 1. ORIGINAL CONTRACT SUM .....                                     | \$6,919,000.00 |
| 2. NET CHANGE BY CHANGE ORDERS .....                               | \$181,148.06   |
| 3. CONTRACT SUM TO DATE (Line 1 + 2) .....                         | \$7,100,148.06 |
| 4. TOTAL COMPLETED & STORED TO DATE (Column G on G743) .....       | \$6,806,848.60 |
| 5. RETAINAGE:                                                      |                |
| a. <u>5.00</u> % of Completed Work                                 | \$340,342.43   |
| (Column D + E on G743)                                             |                |
| b. <u>0</u> % of Stored Material                                   | \$0.00         |
| (Column F on G743)                                                 |                |
| Total Retainage (Lines 5a + 5b or Total in Column I of G743) ..... | \$340,342.43   |
| 6. TOTAL EARNED LESS RETAINAGE .....                               | \$6,466,506.17 |
| (Line 4 Less Line 5 Total)                                         |                |
| 7. LESS PREVIOUS CERTIFICATES FOR PAYMENT .....                    | \$6,322,989.82 |
| (Line 6 from prior Certificate)                                    |                |
| 8. CURRENT PAYMENT DUE .....                                       | \$143,516.35   |
| 9. BALANCE TO FINISH, INCLUDING RETAINAGE .....                    | \$633,641.89   |
| (Line 3 less Line 6)                                               |                |

| CHANGE ORDER SUMMARY                               | ADDITIONS           | DEDUCTIONS         |
|----------------------------------------------------|---------------------|--------------------|
| Total changes approved in previous months by Owner | \$259,123.06        | \$77,975.00        |
| Total approved this Month                          | \$0.00              | \$0.00             |
| <b>TOTALS</b>                                      | <b>\$259,123.06</b> | <b>\$77,975.00</b> |
| NET CHANGES by Change Order                        |                     | \$181,148.06       |

The undersigned Design-Builder certifies that to the best of the Design-Builder's knowledge, information and belief the Work covered by this Application for Payment has been completed in accordance with the Design-Build Documents, that all amounts have been paid by the Design-Builder for Work for which previous Certificates for Payment were issued and payments received from the Owner, and that current payment shown herein is now due.

DESIGN-BUILDER:   
 By: \_\_\_\_\_ Date: December 04, 2024  
 State of: Texas

County of: Brazoria  
 Subscribed and sworn to before  
 me this 4<sup>th</sup> day of December, 2024  
 Notary Public: Marjorie Carns 99 W. 17th Ave. (Austin)  
 My Commission expires: September 26, 2025



### CERTIFICATE FOR PAYMENT

In accordance with the Design-Build Documents, based on the Owner's review of the Work and the data comprising this application, the Owner determines the following amount is properly due and owing to the Design-Builder.

AMOUNT DUE ..... \$143,516.35  
 (Attach explanation if amount certified differs from the amount applied. Initial all figures on this Application and on the Continuation Sheet that are changed to conform-with the amount certified.)  
 ARCHITECT: Date: 12/06/2024  
 By: \_\_\_\_\_

This Certificate is not negotiable. The AMOUNT CERTIFIED is payable only to the Design-Builder named herein. Issuance, payment and acceptance of payment are without prejudice to any rights of the Owner or Design-Builder under this Contract.

AIA Document G742-2015. Copyright ©2015. All rights reserved. "The American Institute of Architects," "AIA," the AIA Logo, and "AIA Contract Documents" are trademarks of The American Institute of Architects. This document was produced at 15:39:47 ET on 12/04/2024 under Order No. 4104250254 which expires on 02/13/2025, is not for resale, is licensed for one-time use only, and may only be used in accordance with the AIA Contract Documents® Terms of Service. To report copyright violations, e-mail docinfo@aiacontracts.com.  
 User Notes: (389ADA46)





# AIA Document G743™ – 2015

## Continuation Sheet for a Design-Build Project

AIA Document G742™, Application and Certification for Payment, containing Design-Builder's signed certification is attached.

Use Column I on Contracts where variable retainage for line items may apply.

APPLICATION NO: 015  
 APPLICATION DATE: December 04, 2024  
 PERIOD TO: November 30, 2024  
 OWNER'S PROJECT NO.: HCESD 93 & 96 Construction Phase

| A<br>ITEM NO. | B<br>DESCRIPTION OF WORK         | C<br>SCHEDULED VALUE | D<br>WORK COMPLETED               |             | E<br>THIS PERIOD | F<br>MATERIALS STORED (NOT IN D OR E) | G<br>TOTAL COMPLETED AND STORED TO DATE (D + E + F) | H<br>BALANCE TO FINISH (C - G) | I<br>RETAINAGE (IF VARIABLE RATE) |
|---------------|----------------------------------|----------------------|-----------------------------------|-------------|------------------|---------------------------------------|-----------------------------------------------------|--------------------------------|-----------------------------------|
|               |                                  |                      | FROM PREVIOUS APPLICATION (D + E) | THIS PERIOD |                  |                                       |                                                     |                                |                                   |
|               | EMS Station #93                  | 0.00                 | 0.00                              | 0.00        | 0.00             | 0.00                                  | 0.00                                                | 0.00                           | 0.00                              |
|               | Supervision / Project Management | 88,000.00            | 82,400.00                         | 5,600.00    |                  | 0.00                                  | 88,000.00                                           | 0.00                           | 0.00                              |
| 1.01          | Temporary Controls               | 34,600.00            | 33,180.00                         | 1,420.00    |                  | 0.00                                  | 34,600.00                                           | 0.00                           | 0.00                              |
| 1.02          | Construction Surveying           | 6,600.00             | 6,600.00                          | 0.00        |                  | 0.00                                  | 6,600.00                                            | 0.00                           | 0.00                              |
| 1.03          | Equipment Rental                 | 6,600.00             | 6,600.00                          | 0.00        |                  | 0.00                                  | 6,600.00                                            | 0.00                           | 0.00                              |
| 1.04          | Final Cleaning                   | 3,100.00             | 0.00                              | 3,100.00    |                  | 0.00                                  | 3,100.00                                            | 0.00                           | 0.00                              |
| 1.05          | General Labor                    | 5,500.00             | 4,500.00                          | 1,000.00    |                  | 0.00                                  | 5,500.00                                            | 0.00                           | 0.00                              |
| 1.06          | GL & BR Insurance                | 34,500.00            | 32,600.00                         | 1,900.00    |                  | 0.00                                  | 34,500.00                                           | 0.00                           | 0.00                              |
| 1.07          | P&P Bonds                        | 42,974.00            | 42,974.00                         | 0.00        |                  | 0.00                                  | 42,974.00                                           | 0.00                           | 0.00                              |
| 1.08          | Permits                          | 1,922.00             | 1,922.00                          | 0.00        |                  | 0.00                                  | 1,922.00                                            | 0.00                           | 0.00                              |
| 2.01          | Site Demolition                  | 43,800.00            | 43,800.00                         | 0.00        |                  | 0.00                                  | 43,800.00                                           | 0.00                           | 0.00                              |
| 2.02          | Earthwork                        | 93,300.00            | 93,300.00                         | 0.00        |                  | 0.00                                  | 93,300.00                                           | 0.00                           | 0.00                              |
| 2.03          | Erosion Control                  | 6,300.00             | 6,300.00                          | 0.00        |                  | 0.00                                  | 6,300.00                                            | 0.00                           | 0.00                              |
| 2.04          | Water Distribution               | 74,600.00            | 74,600.00                         | 0.00        |                  | 0.00                                  | 74,600.00                                           | 0.00                           | 0.00                              |
| 2.05          | Sanitary Sewer                   | 25,200.00            | 25,200.00                         | 0.00        |                  | 0.00                                  | 25,200.00                                           | 0.00                           | 0.00                              |
| 2.06          | Storm Drainage                   | 148,100.00           | 148,100.00                        | 0.00        |                  | 0.00                                  | 148,100.00                                          | 0.00                           | 0.00                              |
| 2.07          | Paving Specialties               | 4,900.00             | 4,900.00                          | 0.00        |                  | 0.00                                  | 4,900.00                                            | 0.00                           | 0.00                              |
| 2.08          | Irrigation System                | 13,800.00            | 13,800.00                         | 0.00        |                  | 0.00                                  | 13,800.00                                           | 0.00                           | 0.00                              |
| 2.09          | Fence & Gates                    | 64,600.00            | 64,600.00                         | 0.00        |                  | 0.00                                  | 64,600.00                                           | 0.00                           | 0.00                              |
| 2.10          | Landscaping                      | 23,900.00            | 23,900.00                         | 0.00        |                  | 0.00                                  | 23,900.00                                           | 0.00                           | 0.00                              |
| 2.11          | Seeding                          | 9,800.00             | 4,000.00                          | 5,800.00    |                  | 0.00                                  | 9,800.00                                            | 0.00                           | 0.00                              |
| 3.01          | Concrete                         | 376,400.00           | 376,400.00                        | 0.00        |                  | 0.00                                  | 376,400.00                                          | 0.00                           | 0.00                              |
| 4.01          | Masonry                          | 13,900.00            | 13,900.00                         | 0.00        |                  | 0.00                                  | 13,900.00                                           | 0.00                           | 0.00                              |
| 5.01          | Steel Erection                   | 106,400.00           | 106,400.00                        | 0.00        |                  | 0.00                                  | 106,400.00                                          | 0.00                           | 0.00                              |
| 5.02          | Miscellaneous Steel              | 14,500.00            | 14,500.00                         | 0.00        |                  | 0.00                                  | 14,500.00                                           | 0.00                           | 0.00                              |

AIA Document G743 – 2015. Copyright © 2015. All rights reserved. "The American Institute of Architects," "AIA," the AIA Logo, and "AIA Contract Documents" are trademarks of The American Institute of Architects. This document was produced at 15:36:55 ET on 12/04/2024 under Order No. 4104260254 which expires on 02/13/2025. It is not for resale. It is licensed for one-time use only, and may only be used in accordance with the AIA Contract Documents' Terms of Service. To report copyright violations, e-mail docinfo@aiacontracts.com.



| A<br>ITEM<br>NO. | B<br>DESCRIPTION OF<br>WORK  | C<br>SCHEDULED<br>VALUE | D<br>WORK COMPLETED                        |           | E<br>WORK COMPLETED<br>THIS PERIOD | F<br>MATERIALS<br>PRESENTLY<br>STORED<br>(NOT IN D OR E) | G                                                       |            | H<br>BALANCE TO<br>FINISH<br>(C - G) | I<br>RETAINAGE<br>(IF VARIABLE<br>RATE) |
|------------------|------------------------------|-------------------------|--------------------------------------------|-----------|------------------------------------|----------------------------------------------------------|---------------------------------------------------------|------------|--------------------------------------|-----------------------------------------|
|                  |                              |                         | FROM<br>PREVIOUS<br>APPLICATION<br>(D + E) |           |                                    |                                                          | TOTAL<br>COMPLETED AND<br>STORED TO DATE<br>(D + E + F) | %<br>(G+C) |                                      |                                         |
| 6.01             | Rough Carpentry              | 5,600.00                | 5,600.00                                   |           | 0.00                               | 0.00                                                     | 5,600.00                                                | 100.00%    | 0.00                                 | 0.00                                    |
| 6.02             | Millwork & Counters          | 44,200.00               | 26,520.00                                  | 17,680.00 | 0.00                               | 0.00                                                     | 44,200.00                                               | 100.00%    | 0.00                                 | 0.00                                    |
| 7.01             | Waterproofing & Rigid<br>Ins | 24,700.00               | 24,700.00                                  |           | 0.00                               | 0.00                                                     | 24,700.00                                               | 100.00%    | 0.00                                 | 0.00                                    |
| 7.02             | Batt Insulation              | 14,900.00               | 14,900.00                                  |           | 0.00                               | 0.00                                                     | 14,900.00                                               | 100.00%    | 0.00                                 | 0.00                                    |
| 7.03             | Roof Accessories             | 2,200.00                | 2,200.00                                   |           | 0.00                               | 0.00                                                     | 2,200.00                                                | 100.00%    | 0.00                                 | 0.00                                    |
| 8.01             | Doors, Frames &<br>Hardware  | 80,700.00               | 80,700.00                                  |           | 0.00                               | 0.00                                                     | 80,700.00                                               | 100.00%    | 0.00                                 | 0.00                                    |
| 8.02             | Overhead Doors               | 53,400.00               | 53,400.00                                  |           | 0.00                               | 0.00                                                     | 53,400.00                                               | 100.00%    | 0.00                                 | 0.00                                    |
| 8.03             | Glass Package                | 60,200.00               | 60,200.00                                  |           | 0.00                               | 0.00                                                     | 60,200.00                                               | 100.00%    | 0.00                                 | 0.00                                    |
| 9.01             | Gypsum Assemblies            | 191,900.00              | 191,900.00                                 |           | 0.00                               | 0.00                                                     | 191,900.00                                              | 100.00%    | 0.00                                 | 0.00                                    |
| 9.02             | Flooring & Tile              | 46,900.00               | 31,488.17                                  | 15,411.83 | 0.00                               | 0.00                                                     | 46,900.00                                               | 100.00%    | 0.00                                 | 0.00                                    |
| 9.03             | Acoustical Ceilings          | 10,900.00               | 10,900.00                                  |           | 0.00                               | 0.00                                                     | 10,900.00                                               | 100.00%    | 0.00                                 | 0.00                                    |
| 9.04             | Painting                     | 37,100.00               | 37,100.00                                  |           | 0.00                               | 0.00                                                     | 37,100.00                                               | 100.00%    | 0.00                                 | 0.00                                    |
| 9.05             | Polished Concrete            | 17,900.00               | 17,900.00                                  |           | 0.00                               | 0.00                                                     | 17,900.00                                               | 100.00%    | 0.00                                 | 0.00                                    |
| 10.01            | Pest Control                 | 1,300.00                | 1,300.00                                   |           | 0.00                               | 0.00                                                     | 1,300.00                                                | 100.00%    | 0.00                                 | 0.00                                    |
| 10.02            | Flagpoles                    | 4,300.00                | 4,300.00                                   |           | 0.00                               | 0.00                                                     | 4,300.00                                                | 100.00%    | 0.00                                 | 0.00                                    |
| 10.03            | Graphics                     | 18,500.00               | 16,433.20                                  | 2,066.80  | 0.00                               | 0.00                                                     | 18,500.00                                               | 100.00%    | 0.00                                 | 0.00                                    |
| 10.04            | Aluminum Canopies            | 45,000.00               | 45,000.00                                  |           | 0.00                               | 0.00                                                     | 45,000.00                                               | 100.00%    | 0.00                                 | 0.00                                    |
| 10.05            | Miscellaneous<br>Accessories | 12,000.00               | 12,000.00                                  |           | 0.00                               | 0.00                                                     | 12,000.00                                               | 100.00%    | 0.00                                 | 0.00                                    |
| 11.01            | Appliances                   | 17,000.00               | 17,000.00                                  |           | 0.00                               | 0.00                                                     | 17,000.00                                               | 100.00%    | 0.00                                 | 0.00                                    |
| 12.01            | Window Treatments            | 2,400.00                | 2,400.00                                   |           | 0.00                               | 0.00                                                     | 2,400.00                                                | 100.00%    | 0.00                                 | 0.00                                    |
| 13.01            | PEMB Design / Detail         | 5,000.00                | 5,000.00                                   |           | 0.00                               | 0.00                                                     | 5,000.00                                                | 100.00%    | 0.00                                 | 0.00                                    |
| 13.02            | PEMB                         | 194,800.00              | 194,800.00                                 |           | 0.00                               | 0.00                                                     | 194,800.00                                              | 100.00%    | 0.00                                 | 0.00                                    |
| 13.03            | Access Controls              | 29,600.00               | 29,600.00                                  |           | 0.00                               | 0.00                                                     | 29,600.00                                               | 100.00%    | 0.00                                 | 0.00                                    |
| 13.04            | Fire Alarm                   | 21,800.00               | 21,800.00                                  |           | 0.00                               | 0.00                                                     | 21,800.00                                               | 100.00%    | 0.00                                 | 0.00                                    |
| 13.05            | Fire Sprinkler               | 37,400.00               | 37,400.00                                  |           | 0.00                               | 0.00                                                     | 37,400.00                                               | 100.00%    | 0.00                                 | 0.00                                    |
| 22.01            | Building Plumbing            | 221,400.00              | 221,400.00                                 |           | 0.00                               | 0.00                                                     | 221,400.00                                              | 100.00%    | 0.00                                 | 0.00                                    |
| 23.01            | HVAC                         | 218,000.00              | 218,000.00                                 |           | 0.00                               | 0.00                                                     | 218,000.00                                              | 100.00%    | 0.00                                 | 0.00                                    |
| 26.01            | Electrical                   | 443,900.00              | 440,689.88                                 | 3,210.12  | 0.00                               | 0.00                                                     | 443,900.00                                              | 100.00%    | 0.00                                 | 0.00                                    |
| 26.02            | Generator                    | 61,800.00               | 61,800.00                                  |           | 0.00                               | 0.00                                                     | 61,800.00                                               | 100.00%    | 0.00                                 | 0.00                                    |

AIA Document G743 – 2015. Copyright © 2015. All rights reserved. "The American Institute of Architects," "AIA," the AIA Logo, and "AIA Contract Documents" are trademarks of The American Institute of Architects. This document was produced at 15:36:55 ET on 12/04/2024 under Order No. 4104250254 which expires on 02/13/2025, is not for resale, is licensed for one-time use only, and may only be used in accordance with the AIA Contract Documents® Terms of Service. To report copyright violations, e-mail docinfo@aiacontracts.com.

User Notes:

| A     | B                                | C          | D                                 |                            | E                                          |                                                | F    | G          |                           | H         | I    |
|-------|----------------------------------|------------|-----------------------------------|----------------------------|--------------------------------------------|------------------------------------------------|------|------------|---------------------------|-----------|------|
|       |                                  |            | FROM PREVIOUS APPLICATION (D + E) | WORK COMPLETED THIS PERIOD | MATERIALS PRESENTLY STORED (NOT IN D OR E) | TOTAL COMPLETED AND STORED TO DATE (D + E + F) |      | % (G+C)    | BALANCE TO FINISH (C - G) |           |      |
| 27.01 | Communications                   | 31,904.00  | 31,904.00                         | 0.00                       | 0.00                                       | 0.00                                           | 0.00 | 31,904.00  | 100.00%                   | 0.00      | 0.00 |
|       | Change Order 1                   | 25,657.56  | 12,700.00                         | 12,957.56                  | 0.00                                       | 0.00                                           | 0.00 | 25,657.56  | 100.00%                   | 0.00      | 0.00 |
|       | Change Order 3                   | -51,415.00 | -51,415.00                        | 0.00                       | 0.00                                       | 0.00                                           | 0.00 | -51,415.00 | 100.00%                   | 0.00      | 0.00 |
|       | Change Order 4                   | 13,357.42  | 0.00                              | 13,357.42                  | 0.00                                       | 0.00                                           | 0.00 | 13,357.42  | 100.00%                   | 0.00      | 0.00 |
|       | EMS Station #96                  | 0.00       | 0.00                              | 0.00                       | 0.00                                       | 0.00                                           | 0.00 | 0.00       | 0.00%                     | 0.00      | 0.00 |
|       | Supervision / Project Management | 0.00       | 0.00                              | 0.00                       | 0.00                                       | 0.00                                           | 0.00 | 0.00       | 0.00%                     | 0.00      | 0.00 |
| 1.01  | Supervision / Project Management | 88,000.00  | 78,400.00                         | 0.00                       | 0.00                                       | 0.00                                           | 0.00 | 78,400.00  | 89.09%                    | 9,600.00  | 0.00 |
| 1.02  | Temporary Controls               | 34,700.00  | 32,500.00                         | 0.00                       | 0.00                                       | 0.00                                           | 0.00 | 32,500.00  | 93.66%                    | 2,200.00  | 0.00 |
| 1.03  | Construction Surveying           | 6,600.00   | 6,600.00                          | 0.00                       | 0.00                                       | 0.00                                           | 0.00 | 6,600.00   | 100.00%                   | 0.00      | 0.00 |
| 1.04  | Equipment Rental                 | 6,600.00   | 5,600.00                          | 1,000.00                   | 0.00                                       | 0.00                                           | 0.00 | 6,600.00   | 100.00%                   | 0.00      | 0.00 |
| 1.05  | Final Cleaning                   | 4,000.00   | 0.00                              | 0.00                       | 0.00                                       | 0.00                                           | 0.00 | 0.00       | 0.00%                     | 4,000.00  | 0.00 |
| 1.06  | General Labor                    | 5,500.00   | 4,000.00                          | 0.00                       | 0.00                                       | 0.00                                           | 0.00 | 4,000.00   | 72.73%                    | 1,500.00  | 0.00 |
| 1.07  | GL & BR Insurance                | 40,300.00  | 36,240.00                         | 0.00                       | 0.00                                       | 0.00                                           | 0.00 | 36,240.00  | 89.93%                    | 4,060.00  | 0.00 |
| 1.08  | P&P Bonds                        | 48,635.00  | 48,635.00                         | 0.00                       | 0.00                                       | 0.00                                           | 0.00 | 48,635.00  | 100.00%                   | 0.00      | 0.00 |
| 1.09  | Permits                          | 1,921.00   | 1,921.00                          | 0.00                       | 0.00                                       | 0.00                                           | 0.00 | 1,921.00   | 100.00%                   | 0.00      | 0.00 |
| 2.01  | Site Demolition                  | 23,500.00  | 23,500.00                         | 0.00                       | 0.00                                       | 0.00                                           | 0.00 | 23,500.00  | 100.00%                   | 0.00      | 0.00 |
| 2.02  | Earthwork                        | 129,100.00 | 126,096.00                        | 0.00                       | 0.00                                       | 0.00                                           | 0.00 | 126,096.00 | 97.67%                    | 3,004.00  | 0.00 |
| 2.03  | Erosion Control                  | 8,800.00   | 7,800.00                          | 0.00                       | 0.00                                       | 0.00                                           | 0.00 | 7,800.00   | 88.64%                    | 1,000.00  | 0.00 |
| 2.04  | Water Distribution               | 36,300.00  | 36,300.00                         | 0.00                       | 0.00                                       | 0.00                                           | 0.00 | 36,300.00  | 100.00%                   | 0.00      | 0.00 |
| 2.05  | Sanitary Sewer                   | 25,300.00  | 25,300.00                         | 0.00                       | 0.00                                       | 0.00                                           | 0.00 | 25,300.00  | 100.00%                   | 0.00      | 0.00 |
| 2.06  | Storm Drainage                   | 167,800.00 | 134,583.89                        | 33,216.11                  | 0.00                                       | 0.00                                           | 0.00 | 167,800.00 | 100.00%                   | 0.00      | 0.00 |
| 2.07  | Detention Pond                   | 115,500.00 | 104,126.96                        | 0.00                       | 0.00                                       | 0.00                                           | 0.00 | 104,126.96 | 90.15%                    | 11,373.04 | 0.00 |
| 2.08  | Paving Specialties               | 5,500.00   | 0.00                              | 0.00                       | 0.00                                       | 0.00                                           | 0.00 | 0.00       | 0.00%                     | 5,500.00  | 0.00 |
| 2.09  | Irrigation System                | 13,900.00  | 0.00                              | 0.00                       | 0.00                                       | 0.00                                           | 0.00 | 0.00       | 0.00%                     | 13,900.00 | 0.00 |
| 2.10  | Fence & Gates                    | 50,800.00  | 50,800.00                         | 0.00                       | 0.00                                       | 0.00                                           | 0.00 | 50,800.00  | 100.00%                   | 0.00      | 0.00 |
| 2.11  | Landscaping                      | 21,800.00  | 1,290.00                          | 0.00                       | 0.00                                       | 0.00                                           | 0.00 | 1,290.00   | 5.92%                     | 20,510.00 | 0.00 |
| 2.12  | Seeding                          | 9,800.00   | 0.00                              | 0.00                       | 0.00                                       | 0.00                                           | 0.00 | 0.00       | 0.00%                     | 9,800.00  | 0.00 |
| 3.01  | Concrete                         | 337,500.00 | 321,929.16                        | 0.00                       | 0.00                                       | 0.00                                           | 0.00 | 321,929.16 | 95.39%                    | 15,570.84 | 0.00 |
| 4.01  | Masonry                          | 13,900.00  | 13,900.00                         | 0.00                       | 0.00                                       | 0.00                                           | 0.00 | 13,900.00  | 100.00%                   | 0.00      | 0.00 |
| 5.01  | Steel Erection                   | 132,500.00 | 132,500.00                        | 0.00                       | 0.00                                       | 0.00                                           | 0.00 | 132,500.00 | 100.00%                   | 0.00      | 0.00 |
| 5.02  | Miscellaneous Steel              | 16,600.00  | 16,600.00                         | 0.00                       | 0.00                                       | 0.00                                           | 0.00 | 16,600.00  | 100.00%                   | 0.00      | 0.00 |

AIA Document G743 – 2015. Copyright © 2015. All rights reserved. "The American Institute of Architects," "AIA," the AIA Logo, and "AIA Contract Documents" are trademarks of The American Institute of Architects. This document was produced at 15:36:55 ET on 12/04/2024 under Order No.4104250254 which expires on 02/13/2025, is not for resale, is licensed for one-time use only, and may only be used in accordance with the AIA Contract Documents® Terms of Service. To report copyright violations, e-mail docinfo@aiacontracts.com.

User Notes:

(3B9ADAA5)

| A     | B                         | C          | D                                 |                            | E               |                                            | F    | G                                              |         | H         | I    |
|-------|---------------------------|------------|-----------------------------------|----------------------------|-----------------|--------------------------------------------|------|------------------------------------------------|---------|-----------|------|
|       |                           |            | FROM PREVIOUS APPLICATION (D + E) | WORK COMPLETED THIS PERIOD | SCHEDULED VALUE | MATERIALS PRESENTLY STORED (NOT IN D OR E) |      | TOTAL COMPLETED AND STORED TO DATE (D + E + F) | % (G+C) |           |      |
| 6.01  | Rough Carpentry           | 5,600.00   | 5,600.00                          | 0.00                       | 0.00            | 0.00                                       | 0.00 | 5,600.00                                       | 100.00% | 0.00      | 0.00 |
| 6.02  | Millwork & Counters       | 53,400.00  | 32,040.00                         | 0.00                       | 0.00            | 0.00                                       | 0.00 | 32,040.00                                      | 60.00%  | 21,360.00 | 0.00 |
| 7.01  | Waterproofing & Rigid Ins | 30,100.00  | 30,100.00                         | 0.00                       | 0.00            | 0.00                                       | 0.00 | 30,100.00                                      | 100.00% | 0.00      | 0.00 |
| 7.02  | Batt Insulation           | 21,400.00  | 21,400.00                         | 0.00                       | 0.00            | 0.00                                       | 0.00 | 21,400.00                                      | 100.00% | 0.00      | 0.00 |
| 7.03  | Roof Accessories          | 2,200.00   | 2,200.00                          | 0.00                       | 0.00            | 0.00                                       | 0.00 | 2,200.00                                       | 100.00% | 0.00      | 0.00 |
| 8.01  | Doors, Frames & Hardware  | 94,600.00  | 90,051.00                         | 0.00                       | 0.00            | 0.00                                       | 0.00 | 90,051.00                                      | 95.19%  | 4,549.00  | 0.00 |
| 8.02  | Overhead Doors            | 70,800.00  | 70,800.00                         | 0.00                       | 0.00            | 0.00                                       | 0.00 | 70,800.00                                      | 100.00% | 0.00      | 0.00 |
| 8.03  | Glass Package             | 67,700.00  | 67,700.00                         | 0.00                       | 0.00            | 0.00                                       | 0.00 | 67,700.00                                      | 100.00% | 0.00      | 0.00 |
| 9.01  | Gypsum Assemblies         | 237,000.00 | 233,450.03                        | 0.00                       | 0.00            | 0.00                                       | 0.00 | 233,450.03                                     | 98.50%  | 3,549.97  | 0.00 |
| 9.02  | Flooring & Tile           | 67,400.00  | 41,150.07                         | 22,000.00                  | 0.00            | 0.00                                       | 0.00 | 63,150.07                                      | 93.69%  | 4,249.93  | 0.00 |
| 9.03  | Acoustical Ceilings       | 14,200.00  | 10,650.00                         | 0.00                       | 0.00            | 0.00                                       | 0.00 | 10,650.00                                      | 75.00%  | 3,550.00  | 0.00 |
| 9.04  | Painting                  | 43,800.00  | 32,840.00                         | 0.00                       | 0.00            | 0.00                                       | 0.00 | 32,840.00                                      | 74.98%  | 10,960.00 | 0.00 |
| 9.05  | Polished Concrete         | 25,300.00  | 0.00                              | 0.00                       | 0.00            | 0.00                                       | 0.00 | 0.00                                           | 0.00%   | 25,300.00 | 0.00 |
| 10.01 | Pest Control              | 1,500.00   | 1,500.00                          | 0.00                       | 0.00            | 0.00                                       | 0.00 | 1,500.00                                       | 100.00% | 0.00      | 0.00 |
| 10.02 | Flagpoles                 | 4,300.00   | 4,300.00                          | 0.00                       | 0.00            | 0.00                                       | 0.00 | 4,300.00                                       | 100.00% | 0.00      | 0.00 |
| 10.03 | Graphics                  | 19,400.00  | 16,551.60                         | 0.00                       | 0.00            | 0.00                                       | 0.00 | 16,551.60                                      | 85.32%  | 2,848.40  | 0.00 |
| 10.04 | Aluminum Canopies         | 50,300.00  | 50,300.00                         | 0.00                       | 0.00            | 0.00                                       | 0.00 | 50,300.00                                      | 100.00% | 0.00      | 0.00 |
| 10.05 | Miscellaneous Accessories | 17,400.00  | 1,641.23                          | 0.00                       | 0.00            | 0.00                                       | 0.00 | 1,641.23                                       | 9.43%   | 15,758.77 | 0.00 |
| 11.01 | Appliances                | 17,000.00  | 3,200.00                          | 0.00                       | 0.00            | 0.00                                       | 0.00 | 3,200.00                                       | 18.82%  | 13,800.00 | 0.00 |
| 12.01 | Window Treatments         | 3,400.00   | 0.00                              | 0.00                       | 0.00            | 0.00                                       | 0.00 | 0.00                                           | 0.00%   | 3,400.00  | 0.00 |
| 13.01 | PEMB Design / Detail      | 5,000.00   | 5,000.00                          | 0.00                       | 0.00            | 0.00                                       | 0.00 | 5,000.00                                       | 100.00% | 0.00      | 0.00 |
| 13.02 | PEMB                      | 239,300.00 | 239,300.00                        | 0.00                       | 0.00            | 0.00                                       | 0.00 | 239,300.00                                     | 100.00% | 0.00      | 0.00 |
| 13.03 | Access Controls           | 30,800.00  | 17,279.51                         | 0.00                       | 0.00            | 0.00                                       | 0.00 | 17,279.51                                      | 56.10%  | 13,520.49 | 0.00 |
| 13.04 | Fire Alarm                | 23,700.00  | 22,350.00                         | 1,350.00                   | 0.00            | 0.00                                       | 0.00 | 23,700.00                                      | 100.00% | 0.00      | 0.00 |
| 13.05 | Fire Sprinkler            | 45,300.00  | 42,621.40                         | 0.00                       | 0.00            | 0.00                                       | 0.00 | 42,621.40                                      | 94.09%  | 2,678.60  | 0.00 |
| 22.01 | Building Plumbing         | 281,500.00 | 261,153.98                        | 10,000.00                  | 0.00            | 0.00                                       | 0.00 | 271,153.98                                     | 96.32%  | 10,346.02 | 0.00 |
| 23.01 | HVAC                      | 272,300.00 | 270,129.07                        | 0.00                       | 0.00            | 0.00                                       | 0.00 | 270,129.07                                     | 99.20%  | 2,170.93  | 0.00 |
| 26.01 | Electrical                | 496,640.00 | 491,688.19                        | 0.00                       | 0.00            | 0.00                                       | 0.00 | 491,688.19                                     | 99.00%  | 4,951.81  | 0.00 |
| 26.02 | Generator                 | 101,000.00 | 95,000.00                         | 0.00                       | 0.00            | 0.00                                       | 0.00 | 95,000.00                                      | 94.06%  | 6,000.00  | 0.00 |

AIA Document G743 – 2015. Copyright © 2015. All rights reserved. "The American Institute of Architects," "AIA," the AIA Logo, and "AIA Contract Documents" are trademarks of The American Institute of Architects. This document was produced at 16:36:55 ET on 12/04/2024 under Order No.4104250254 which expires on 02/13/2025. is not for resale. is licensed for one-time use only, and may only be used in accordance with the AIA Contract Documents® Terms of Service. To report copyright violations, e-mail docinfo@aiacontracts.com.

User Notes:

(3B9ADA45)

| A<br>ITEM<br>NO. | B<br>DESCRIPTION OF<br>WORK | C<br>SCHEDULED<br>VALUE | D<br>WORK COMPLETED                        |                     | E<br>THIS PERIOD | F<br>MATERIALS<br>PRESENTLY<br>STORED<br>(NOT IN D OR E) | G<br>TOTAL<br>COMPLETED AND<br>STORED TO DATE<br>(D + E + F) | H<br>BALANCE TO<br>FINISH<br>(C - G) | I<br>RETAINAGE<br>(IF VARIABLE<br>RATE) |               |
|------------------|-----------------------------|-------------------------|--------------------------------------------|---------------------|------------------|----------------------------------------------------------|--------------------------------------------------------------|--------------------------------------|-----------------------------------------|---------------|
|                  |                             |                         | FROM<br>PREVIOUS<br>APPLICATION<br>(D + E) | THIS PERIOD         |                  |                                                          |                                                              |                                      |                                         |               |
| 27.01            | Communications              | 31,804.00               | 14,898.12                                  | 0.00                | 0.00             | 0.00                                                     | 14,898.12                                                    | 46.84%                               | 16,905.88                               | 0.00          |
|                  | Change Order 1              | 153,861.86              | 153,861.86                                 | 0.00                | 0.00             | 0.00                                                     | 153,861.86                                                   | 100.00%                              | 0.00                                    | 0.00          |
|                  | Change Order 2              | 2,184.79                | 2,184.79                                   | 0.00                | 0.00             | 0.00                                                     | 2,184.79                                                     | 100.00%                              | 0.00                                    | 0.00          |
|                  | Change Order 3              | -26,560.00              | -26,560.00                                 | 0.00                | 0.00             | 0.00                                                     | -26,560.00                                                   | 100.00%                              | 0.00                                    | 0.00          |
|                  | Change Order 4              | 62,381.78               | 37,000.00                                  | 0.00                | 0.00             | 0.00                                                     | 37,000.00                                                    | 59.31%                               | 25,381.78                               | 0.00          |
|                  | Change Order 5              | 1,679.65                | 1,679.65                                   | 0.00                | 0.00             | 0.00                                                     | 1,679.65                                                     | 100.00%                              | 0.00                                    | 0.00          |
|                  | <b>GRAND TOTAL</b>          | <b>\$7,100,148.06</b>   | <b>\$6,655,778.76</b>                      | <b>\$151,069.84</b> | <b>\$0.00</b>    | <b>\$0.00</b>                                            | <b>\$6,806,848.60</b>                                        | <b>95.87%</b>                        | <b>\$293,299.46</b>                     | <b>\$0.00</b> |

AIA Document G743 – 2015. Copyright © 2015. All rights reserved. "The American Institute of Architects," "AIA," the AIA Logo, and "AIA Contract Documents" are trademarks of The American Institute of Architects. This document was produced at 15:36:55 ET on 12/04/2024 under Order No.4104250254 which expires on 02/13/2025, is not for resale, is licensed for one-time use only, and may only be used in accordance with the AIA Contract Documents® Terms of Service. To report copyright violations, e-mail docinfo@aiacontracts.com.

**User Notes:**  
(3B9ADAA5)

## Conditional Waiver & Release Upon Partial Payment

Whereas, the undersigned **Construction Masters of Houston, Inc.** has performed work or furnished materials for improvement to property known as **Harris County ESD #93 & #96, Construction Phase**, located in the city of Houston, state of Texas.

The undersigned further certifies that all labor and materials furnished by the undersigned in connection with the above-named project has been paid in full and agrees to indemnify and save harmless the said Owner, **Harris County ESD #1**, against all loss, damages, cost or expense of any character whatsoever that may arise by reason of claims for labor or unpaid material used in connection with said improvements. When the check has been properly endorsed and has been paid by the bank upon which it is drawn, this document shall become effective to release pro tanto, any mechanic's lien, stop notice or bond right the undersigned has on the job.

Signed, Sealed and Delivered This 4<sup>th</sup> Day of December, 2024

**Construction Masters of Houston, Inc.**

By: \_\_\_\_\_

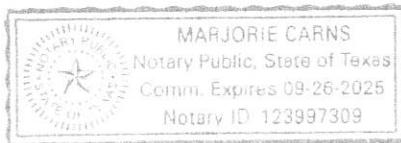
*Justin Davis*

Title: **President**

State of Texas }  
County of Brazoria }

Before me, the undersigned authority, on this day appeared **Justin Davis**, a person known to me, who upon being placed under oath, stated that he read and signed the foregoing instrument for the purposes and consideration therein stated and as the act and deed of **Construction Masters of Houston, Inc.** and further stated that each statement therein is within his knowledge and is true and correct.

Sworn and subscribed to before me on the 4<sup>th</sup> day of December, 2024.



\_\_\_\_\_  
*Marjorie Carns*

Notary Public in and for Brazoria County, Texas

My commission expires: 9/26/25







| ID  | Task Name                       | Task Mode | Duration    | Start       | Finish   | Predecessors | Actual Start | Actual Finish | Total Slack | Calendar |       |     |      |      |     |     |     |  |
|-----|---------------------------------|-----------|-------------|-------------|----------|--------------|--------------|---------------|-------------|----------|-------|-----|------|------|-----|-----|-----|--|
|     |                                 |           |             |             |          |              |              |               |             | March    | April | May | June | July | Aug | Sat | Sun |  |
| 81  | Complete drywall installation   | 1 wk      | Fri 6/28/24 | Thu 7/4/24  | 80,69    | Fri 6/28/24  | Thu 7/4/24   | 0 wks         |             |          |       |     |      |      |     |     |     |  |
| 82  | Tape & float drywall            | 2 wks     | Fri 7/5/24  | Thu 7/18/24 | 81,58,56 | Fri 7/5/24   | Thu 7/18/24  | 0 wks         |             |          |       |     |      |      |     |     |     |  |
| 83  | Prime walls                     | 3 days    | Fri 7/19/24 | Tue 7/23/24 | 82       | Fri 7/19/24  | Tue 7/23/24  | 0 days        |             |          |       |     |      |      |     |     |     |  |
| 84  | Install ceiling grid            | 3 days    | Wed 7/24/24 | Fri 7/26/24 | 83       | Wed 7/24/24  | Fri 7/26/24  | 0 days        |             |          |       |     |      |      |     |     |     |  |
| 85  | Frame drywall ceilings          | 2 days    | Wed 7/24/24 | Thu 7/25/24 | 83       | Wed 7/24/24  | Thu 7/25/24  | 0 days        |             |          |       |     |      |      |     |     |     |  |
| 86  | Light fixtures                  | 5 days    | Mon 7/29/24 | Fri 8/2/24  | 84,85    | Mon 7/29/24  | Fri 8/2/24   | 0 days        |             |          |       |     |      |      |     |     |     |  |
| 87  | Sprinkler heads                 | 3 days    | Wed 8/28/24 | Fri 1/24/25 | 84,85,77 | Wed 8/28/24  | Fri 1/24/25  | 0 days        |             |          |       |     |      |      |     |     |     |  |
| 88  | Harris County Hydro Test        | 2 days    | Mon 9/2/24  | Fri 1/24/25 | 87       | Mon 9/2/24   | Fri 1/24/25  | 0 days        |             |          |       |     |      |      |     |     |     |  |
| 89  | Flex duct and GRDs              | 1 wk      | Mon 7/29/24 | Fri 8/2/24  | 84,85    | Mon 7/29/24  | Fri 8/2/24   | 0 wks         |             |          |       |     |      |      |     |     |     |  |
| 90  | Low voltage wire                | 1 wk      | Mon 7/29/24 | Fri 8/2/24  | 84,85    | Mon 7/29/24  | Fri 8/2/24   | 0 wks         |             |          |       |     |      |      |     |     |     |  |
| 91  | Sheetrock ceilings              | 1 day     | Mon 7/29/24 | Fri 7/26/24 | 84,85    | Mon 7/29/24  | Fri 7/26/24  | 0 days        |             |          |       |     |      |      |     |     |     |  |
| 92  | prime ceilings                  | 1 day     | Mon 7/29/24 | Mon 7/29/24 | 87,89,90 | Mon 7/29/24  | Mon 7/29/24  | 0 days        |             |          |       |     |      |      |     |     |     |  |
| 93  | 1st coat walls and ceilings     | 5 days    | Mon 7/22/24 | Fri 7/26/24 | 92,78    | Mon 7/22/24  | Fri 7/26/24  | 0 days        |             |          |       |     |      |      |     |     |     |  |
| 94  | Install in-ceiling devices      | 3 days    | Mon 7/29/24 | Wed 7/31/24 | 93       | Mon 7/29/24  | Wed 7/31/24  | 0 days        |             |          |       |     |      |      |     |     |     |  |
| 95  | Ceiling tiles                   | 3 days    | Wed 1/8/25  | Fri 1/10/25 | 94,78    | Wed 1/8/25   | Fri 1/10/25  | 22 days       |             |          |       |     |      |      |     |     |     |  |
| 96  | Wall & floor tile               | 7 days    | Mon 8/26/24 | Tue 9/3/24  | 93       | Mon 8/26/24  | Tue 9/3/24   | 0 days        |             |          |       |     |      |      |     |     |     |  |
| 97  | Set millwork & counters         | 3 days    | Mon 1/13/25 | Wed 1/15/25 | 96,95    | Mon 1/13/25  | Wed 1/15/25  | 22 days       |             |          |       |     |      |      |     |     |     |  |
| 98  | Plumbing fixtures               | 4 days    | Thu 1/16/25 | Tue 1/21/25 | 97       | Thu 1/16/25  | Tue 1/21/25  | 22 days       |             |          |       |     |      |      |     |     |     |  |
| 99  | Toilet partitions & accessories | 3 days    | Wed 1/22/25 | Fri 1/24/25 | 98       | Wed 1/22/25  | Fri 1/24/25  | 22 days       |             |          |       |     |      |      |     |     |     |  |
| 100 | Resilient flooring              | 2 days    | Mon 1/27/25 | Tue 1/28/25 | 99       | Mon 1/27/25  | Tue 1/28/25  | 22 days       |             |          |       |     |      |      |     |     |     |  |
| 101 | Carpet                          | 2 days    | Wed 1/29/25 | Thu 1/30/25 | 100      | Wed 1/29/25  | Thu 1/30/25  | 22 days       |             |          |       |     |      |      |     |     |     |  |
| 102 | Final paint                     | 4 days    | Fri 1/31/25 | Wed 2/5/25  | 101      | Fri 1/31/25  | Wed 2/5/25   | 22 days       |             |          |       |     |      |      |     |     |     |  |
| 103 | Electrical & data plates        | 2 days    | Thu 2/6/25  | Fri 2/7/25  | 102      | Thu 2/6/25   | Fri 2/7/25   | 30 days       |             |          |       |     |      |      |     |     |     |  |
| 104 | Install fans                    | 2 days    | Mon 2/10/25 | Tue 2/11/25 | 103      | Mon 2/10/25  | Tue 2/11/25  | 22 days       |             |          |       |     |      |      |     |     |     |  |
| 105 | Rubber base                     | 1 day     | Thu 2/6/25  | Thu 2/6/25  | 102      | Thu 2/6/25   | Thu 2/6/25   | 22 days       |             |          |       |     |      |      |     |     |     |  |
| 106 | Swing & lock doors              | 5 days    | Thu 2/6/25  | Wed 2/12/25 | 102      | Thu 2/6/25   | Wed 2/12/25  | 29 days       |             |          |       |     |      |      |     |     |     |  |
| 107 | Appliances                      | 2 days    | Fri 2/7/25  | Mon 2/10/25 | 105      | Fri 2/7/25   | Mon 2/10/25  | 22 days       |             |          |       |     |      |      |     |     |     |  |
| 108 | Window coverings                | 2 days    | Fri 2/7/25  | Mon 2/10/25 | 107,55   | Fri 2/7/25   | Mon 2/10/25  | 22 days       |             |          |       |     |      |      |     |     |     |  |
| 109 | Punchout & inspections          | 4 days    | Tue 2/11/25 | Fri 2/14/25 | 108      | Tue 2/11/25  | Fri 2/14/25  | 22 days       |             |          |       |     |      |      |     |     |     |  |
| 110 | Disconnect Temp Generator       | 1 day     | Wed 2/26/25 | Wed 2/26/25 | 76       | Wed 2/26/25  | Wed 2/26/25  | 0 days        |             |          |       |     |      |      |     |     |     |  |
| 111 | Permanent Power                 | 8 days    | Thu 2/27/25 | Mon 3/10/25 | 110      | Thu 2/27/25  | Mon 3/10/25  | 0 days        |             |          |       |     |      |      |     |     |     |  |
| 112 | Generator Start Up              | 8 days    | Tue 3/11/25 | Thu 3/20/25 | 111      | Tue 3/11/25  | Thu 3/20/25  | 0 days        |             |          |       |     |      |      |     |     |     |  |
| 113 | Harris County FIM Inspection    | 3 days    | Fri 3/21/25 | Tue 3/25/25 | 112      | Fri 3/21/25  | Tue 3/25/25  | 0 days        |             |          |       |     |      |      |     |     |     |  |

Project: Station 94  
Date: Tue 10/22/24

Task:  Inactive Task  Inactive Milestone  Inactive Summary  Manual Task  Duration-only

Split:  Milestone  Summary  Project Summary

Milestone:  Start-only  Finish-only  External Tasks

Manual Summary Rollup:  Manual Summary  Start-only  Finish-only  External Tasks

External Milestone:  Deadline  Critical  Critical Split  Progress

Manual Progress:

| ID  | Task Name                                  | Task Mode | Duration | Start       | Finish      | Predecessors        | Actual Start | Actual Finish | Total Slack |
|-----|--------------------------------------------|-----------|----------|-------------|-------------|---------------------|--------------|---------------|-------------|
| 114 | Set Generator                              | ☑         | 4 days   | Tue 6/25/24 | Fri 6/28/24 | 20,67               | Tue 6/25/24  | Fri 6/28/24   | 0 days      |
| 115 | Sitework                                   | ☑         | 249 days | Thu 2/29/24 | Tue 2/11/25 |                     | Thu 2/29/24  | NA            | 30 days     |
| 116 | Make Safe For Demolition                   | ☑         | 7 days   | Thu 2/29/24 | Fri 3/8/24  |                     | Thu 2/29/24  | Fri 3/8/24    | 0 days      |
| 117 | Asbestos Abatement                         | ☑         | 3 days   | Mon 3/11/24 | Wed 3/13/24 | 116                 | Mon 3/11/24  | Wed 3/13/24   | 0 days      |
| 118 | Demolition of Existing Structures          | ☑         | 3 days   | Thu 3/14/24 | Mon 3/18/24 | 117                 | Thu 3/14/24  | Mon 3/18/24   | 0 days      |
| 119 | Pavement and Foundation Demo               | ☑         | 2 days   | Tue 3/19/24 | Wed 3/20/24 | 116,118             | Tue 3/19/24  | Wed 3/20/24   | 0 days      |
| 120 | Install New Culverts                       | ☑         | 4 days   | Mon 3/25/24 | Thu 3/28/24 | 119                 | Mon 3/25/24  | Thu 3/28/24   | 0 days      |
| 121 | Storm Sewer Phase 1                        | ☑         | 2 wks    | Fri 3/29/24 | Thu 4/11/24 | 120                 | Fri 3/29/24  | Thu 4/11/24   | 0 wks       |
| 122 | Install Grease Separator                   | ☑         | 3 days   | Fri 3/29/24 | Tue 4/2/24  | 120                 | Fri 3/29/24  | Tue 4/2/24    | 0 days      |
| 123 | Sanitary Sewer                             | ☑         | 5 days   | Fri 4/12/24 | Thu 4/18/24 | 121                 | Fri 4/12/24  | Thu 4/18/24   | 0 days      |
| 124 | Water Service                              | ☑         | 1 wk     | Mon 4/22/24 | Fri 4/26/24 | 123                 | Mon 4/22/24  | Fri 4/26/24   | 0 wks       |
| 125 | Fire Line                                  | ☑         | 3 days   | Mon 4/22/24 | Wed 4/24/24 | 123                 | Mon 4/22/24  | Wed 4/24/24   | 0 days      |
| 126 | Electrical service/ Grounding Loop         | ☑         | 5 days   | Mon 4/29/24 | Fri 5/3/24  | 123,121,122,124,125 | Mon 4/29/24  | Fri 5/3/24    | 0 days      |
| 127 | Natural Gas Line                           | ☑         | 1 day    | Mon 4/29/24 | Mon 4/29/24 | 121,124,125         | NA           | NA            | 236 days    |
| 128 | Form and pour Mow strips and equipment pad | ☑         | 10 days  | Wed 5/1/24  | Tue 5/14/24 |                     | Wed 5/1/24   | Tue 5/14/24   | 0 days      |
| 129 | Pond Layout                                | ☑         | 2 days   | Wed 5/15/24 | Thu 5/16/24 | 12655,128           | Wed 5/15/24  | Thu 5/16/24   | 0 days      |
| 130 | Dewatering                                 | ☑         | 30 days  | Mon 5/20/24 | Fri 6/28/24 | 129                 | Mon 5/20/24  | Fri 6/28/24   | 0 days      |
| 131 | Excavate Pond                              | ☑         | 2 wks    | Mon 6/10/24 | Fri 6/21/24 | 130SS+2 wks         | Mon 6/10/24  | Fri 6/21/24   | 0 wks       |
| 132 | Form and Pour Pond Walls                   | ☑         | 4 wks    | Mon 6/24/24 | Fri 7/19/24 | 131                 | Mon 6/24/24  | Fri 7/19/24   | 0 wks       |
| 133 | Lift Station/ Phase 2 Storm                | ☑         | 2 wks    | Mon 6/10/24 | Fri 6/21/24 | 131                 | Mon 6/10/24  | Fri 6/21/24   | 0 wks       |
| 134 | Cut/ fill paving                           | ☑         | 1 wk     | Mon 7/22/24 | Fri 7/26/24 | 132                 | Mon 7/22/24  | Fri 7/26/24   | 0 wks       |
| 135 | Bluetop paving                             | ☑         | 2 days   | Mon 7/29/24 | Tue 7/30/24 | 134                 | Mon 7/29/24  | Tue 7/30/24   | 0 days      |
| 136 | Stabilize paving                           | ☑         | 5 days   | Wed 7/31/24 | Tue 8/6/24  | 135                 | Wed 7/31/24  | Tue 8/6/24    | 0 days      |
| 137 | Paving forms & steel                       | ☑         | 4 days   | Mon 7/29/24 | Mon 8/12/24 | 136,41              | Mon 7/29/24  | Mon 8/12/24   | 0 days      |
| 138 | Place paving                               | ☑         | 1 day    | Tue 8/13/24 | Tue 8/13/24 | 137                 | Tue 8/13/24  | Tue 8/13/24   | 0 days      |
| 139 | Sawcut Control Joints                      | ☑         | 1 day    | Tue 8/13/24 | Tue 8/13/24 | 138SS               | Tue 8/13/24  | Tue 8/13/24   | 0 days      |
| 140 | Rain Days                                  | ☑         | 8 days   | Wed 8/14/24 | Fri 8/23/24 | 139,44              | Wed 8/14/24  | Fri 8/23/24   | 0 days      |
| 141 | Landscaping and Irrigation                 | ☑         | 7 days   | Wed 1/29/25 | Thu 2/6/25  | 74                  | NA           | NA            | 0 days      |
| 142 | Striping                                   | ☑         | 3 days   | Fri 2/7/25  | Tue 2/11/25 | 141                 | NA           | NA            | 0 days      |
| 143 | Substantial Completion                     | ☑         | 0 days   | Fri 2/14/25 | Fri 2/14/25 | 109                 | NA           | NA            | 22 days     |
| 144 | Punchout                                   | ☑         | 5 days   | Mon 2/17/25 | Fri 2/21/25 | 143                 | NA           | NA            | 22 days     |
| 145 | Building turn-over                         | ☑         | 0 days   | Fri 2/21/25 | Fri 2/21/25 | 144                 | NA           | NA            | 22 days     |

Project: Station 94  
Date: Tue 10/22/24

Manual Progress

Task

Split

Milestone

Summary

Project Summary

Inactive Task

Inactive Milestone

Inactive Summary

Manual Task

Duration-only

Manual Summary Rollup

Manual Summary

Start-only

Finish-only

External Tasks

External Milestone

Deadline

Critical

Critical Split

Progress







# INVOICE

**OAK Interactive, LLC**

1819 Blue Water Bay Dr., Katy, TX 77494,  
UNITED STATES

info@oakinteractive.com; Website:  
www.oakinteractive.com

**Invoice No#:** 14177

**Invoice Date:** Nov 30, 2024

**Reference:** Creative Services

**Due Date:** Dec 30, 2024

**\$450.00**  
**AMOUNT DUE**

## BILL TO

HCESD-1.org  
Melissa Morton  
2800 Aldine Bender Rd., Houston, TX  
77032, UNITED STATES

| # | ITEMS & DESCRIPTION | QTY/HRS | PRICE        | AMOUNT(\$)          |
|---|---------------------|---------|--------------|---------------------|
| 1 | Website Maintenance | 1       | \$450.00     | \$450.00            |
|   |                     |         | Subtotal     | \$450.00            |
|   |                     |         | <b>TOTAL</b> | <b>\$450.00 USD</b> |

## NOTES TO CUSTOMER

November, 2024 - Kindly Remit to: OAK Interactive, LLC  
1819 Blue Water Bay Dr., Katy, TX 77494

Thank YOU For Your Business!

## TERMS AND CONDITIONS

Net 30 - Interest accrued at 2% per month, thereafter. Make checks payable to: OAK Interactive, LLC or pay via Credit Card with a 4% processing fee. Sales Tax applied to:

- Website Maintenance
- Website Design & Development
- Hard Cost for production items



# Invoice

|            |           |
|------------|-----------|
| Date       | Invoice # |
| 11/30/2024 | 2645      |

|                                                                    |
|--------------------------------------------------------------------|
| Bill To                                                            |
| Harris County ESD #1<br>2800 Aldine Bender Rd<br>Houston, TX 77032 |

|        |            |
|--------|------------|
| Terms  | Due Date   |
| Net 30 | 12/30/2024 |

| Served     | Description                                                                                                                                                                                                         | Time    | Rate     | Amount   |
|------------|---------------------------------------------------------------------------------------------------------------------------------------------------------------------------------------------------------------------|---------|----------|----------|
| 11/30/2024 | November CPA Services                                                                                                                                                                                               |         | 4,675.00 | 4,675.00 |
| 11/30/2024 | Additional Hours (Coordinating with board members on batch approvals, working with banker to get balance updated for max ACH limits, updating board members bank software and login key, additional batch approved) | 2.78621 | 160.00   | 445.79   |
| 11/30/2024 | Copies                                                                                                                                                                                                              | 7       | 0.35     | 2.45     |

Please Remit Payment to:  
The Morton Accounting Service  
410 Pierce Street Suite 230  
Houston, TX 77002

or via the Intuit payment link in the email.

|                         |            |
|-------------------------|------------|
| <b>Total</b>            | \$5,123.24 |
| <b>Payments/Credits</b> | \$0.00     |
| <b>Balance Due</b>      | \$5,123.24 |



# Customer Quote

12/19/2024 8:09:58 AM

APPROVED  
Harris County ESD #1  
Board of Commissioners



DEC 20 2024

President:

Secretary:

*Shirley Reed*  
*Oliver Bay*

Estimate No: Q4580-0001

Quote Date: 12/6/2024

Expiration Date: 1/20/2025

Salesperson:

Payment Terms: Net 30

Invoice To: 10433

Deliver To:

Bryan Whitfill  
Harris County Emergency Corps ESD #1  
2800 Aldine Bender Road, Ste. A  
Houston TX 77032  
US

Bryan Whitfill  
Bryan Whitfill  
Bryan Whitfill  
Harris County Emergency Corps ESD #1  
2800 Aldine Bender Road, Ste. A  
Houston TX 77032  
US  
Phone:(281) 793-8793

| No. | Item                                | Qty  | U/M: |    | Unit Price |    | Net Amount |
|-----|-------------------------------------|------|------|----|------------|----|------------|
| 1   | MODULE<br>Type I 12' Module         | 3.00 | EA   | \$ | 207,900.00 | \$ | 623,700.00 |
| 2   | CHASSIS<br>2025 RAM 3500 Diesel 4x2 | 3.00 | EA   | \$ | 80,500.00  | \$ | 241,500.00 |

**Chassis Specification and Delivery Policy:**

It is imperative that exact chassis specifications are reviewed and approved by Frazer prior to ordering the chassis. This process guarantees compatibility with our build requirements.

**Timing of Vehicle to Frazer :**

Frazer will request the customer-provided chassis from you approximately 60 days before the scheduled production start date. We kindly request that you refrain from asking your ordering dealer to ship the chassis to Frazer before this time. Instead, we recommend that you or your dealer hold the chassis until Frazer makes the request.

|   |                                                    |      |    |    |          |    |          |
|---|----------------------------------------------------|------|----|----|----------|----|----------|
| 3 | DELIVERY<br>Customer Pick Up - FOB Frazer          | 1.00 | M  | \$ | 0.00     | \$ | 0.00     |
| 4 | SpecDoc<br>Configurable item to create the SpecDoc | 1.00 | EA | \$ | 0.00     | \$ | 0.00     |
| 5 | HGAC-NEW<br>Contract No. AM10-23                   | 1.00 | EA | \$ | 1,000.00 | \$ | 1,000.00 |

*Frazer will accept returns on parts up to 180 days after shipment. No restocking fee will be charged if the item is returned within 90 days of the original invoice date. All parts returns should be shipped back freight prepaid and require prior approval with a "Returns Material Authorization" (RMA) clearly displayed on the exterior of the shipping package. A credit will be issued towards the customer's account within approximately 7 business days of receipt of the item. If a part is returned after 90 days of the original invoice date a 15% restocking fee will be applied. Frazer Ltd reserves the right to accept returned items at its sole discretion based upon the condition of the item to be placed back into stock. :*

# Customer Quote



12/19/2024 8:09:58 AM

Estimate No: Q4580-0001  
Quote Date: 12/6/2024  
Expiration Date: 1/20/2025  
Salesperson:  
Payment Terms: Net 30

| No. | Item | Qty | U/M: | Unit Price | Net Amount |
|-----|------|-----|------|------------|------------|
|-----|------|-----|------|------------|------------|

**Remit To:**

Frazer, Ltd.  
7219 Rampart Street  
Houston TX 77081

Sale Amount: 866,200.00  
Order Disc( 0.0000%): 0.00  
Surcharge: N/A  
Sales Tax: 0.00  
Misc Charges: 0.00  
Total Amount: 866,200.00

*Frazer will accept returns on parts up to 180 days after shipment. No restocking fee will be charged if the item is returned within 90 days of the original invoice date. All parts returns should be shipped back freight prepaid and require prior approval with a "Returns Material Authorization" (RMA) clearly displayed on the exterior of the shipping package. A credit will be issued towards the customer's account within approximately 7 business days of receipt of the item. If a part is returned after 90 days of the original invoice date a 15% restocking fee will be applied. Frazer Ltd reserves the right to accept returned items at its sole discretion based upon the condition of the item to be placed back into stock. :*

Customer Name

FAN/FIN#

LIST OF EXHIBITS:

EXHIBIT A: Standard Terms and Conditions

**EXHIBIT A**

### **Standard Terms and Conditions**

**INVOICING AND PAYMENT TERMS:** Vendor shall submit one (1) original invoice per payment due. The invoice(s) shall include the items listed in accordance with the quote mentioned in the Sale Agreement with reference to the Customer's Purchase Order Number.

If the Sale Agreement provides for any progress (or advance) payments based on specific milestones or activities, Vendor's invoice shall certify to the accomplishment or performance by Vendor of said milestone or activity, and that Customer has obtained a security interest in such Products to the extent of such payment.

Payment shall be due upon receipt of the invoice and delivery of the unit to the Customer unless previously negotiated.

**CANCELLATION POLICY:** Cancellation of orders must be received 120 days prior to the agreed upon delivery date. If the order is canceled within the 120 day window, a fee of 25% of the total purchase order price will apply.

**DELIVERY TERMS:** The products listed in the estimate are to be delivered Free On Board (FOB) Destination to Houston, TX. Customer representative(s) will pick up the unit at upfitter location, 7219 Rampart St., Houston, TX 77081 and transport it to their final destination at customer expense unless otherwise specified in the Vendor quote.

**TERMINATION FOR CAUSE:** Customer may terminate this Sale Agreement and any corresponding Purchase Order, or any part thereof, for cause including, but not limited to the following Vendor actions: (1) any default or breach of any of the terms and conditions of the Sale Agreement, (2) failure to provide Customer, upon request, a reasonable assurance of future performance, or (3) bankruptcy, dissolution, or suspension of payments by judicial decree. If Vendor does not cure such failure within a period of five (5) days or such a longer period as Customer may authorize in writing after the date such notice is sent to Vendor, then termination may proceed.

Vendor may also terminate this Sale Agreement and any corresponding Purchase Order for cause, and Vendor will not be in breach of same, in the event any supplier to Vendor fails to deliver Products and/or component parts in a timely fashion and Vendor cannot make alternate accommodations in order to comply with the Parties' agreed upon completion and delivery dates.

**CHANGE ORDERS:** Vendor has the right to modify the Purchase Order requirements and conditions as needed and will advise Customer in writing of such requested changes. Vendor shall not proceed with any changes without Customer's written authorization. Any request by Customer to change the terms or conditions of the Purchase Order, including product specifications, options, and price, must be made in advance of the production job order release. Any changes made after the release of the production job order will incur a \$350 fee per change order made in a 24 hour period and will be included on a secondary invoice. Vendor reserves the right to refuse changes requested by the Customer.

**PROPRIETARY INFORMATION, CONFIDENTIALITY AND ADVERTISING:** All commercial, financial or technical information in any form that Vendor provides to Customer shall be deemed proprietary and confidential and Customer shall not disclose such information to third parties without Vendor's written consent. Termination of the Sale Agreement shall not relieve Customer of this confidentiality obligation. Upon Vendor's request, Customer shall return all confidential information to Vendor along with any reproductions, in whole or in part. The confidentiality obligation does not apply to information that is in the public domain through no fault of Customer or

Customer Name  
FAN/FIN#

to information lawfully within Customer's possession prior to the date of the Purchase Order, as evidenced by Customer's written records.

**INDEMNIFICATION:** Customer shall fully release, indemnify, defend and hold harmless Vendor, its co-venturers, its contractors, and their respective affiliates, and Vendor's and their respective directors, officers and employees (including agency personnel) ("Vendor Group") from and against any and all claims arising out of the Customer's purchase, use, sale or incorporation of any Products purchased from Vendor into Customer's products or equipment wherein it is claimed or alleged that Vendor's Products are defective or violate any warranty, standard of care, industry standard or governmental regulation or term or condition of any Purchase Order without regard to any allegation of negligence on the part of the Vendor Group as it pertains to Vendor's Products.

Vendor shall fully release, indemnify, defend and hold harmless Customer, its co-venturers, its contractors, and their respective affiliates, and the Customer's and their respective directors, officers and employees (including agency personnel) ("Customer Group") from and against any and all claims arising out of the Customer's purchase, use, sale or incorporation of any Products purchased from Vendor into Customer's products or equipment wherein it is claimed or alleged that Vendor's Products are defective or violate any warranty, standard of care, industry standard or governmental regulation or term or condition of any Purchase Order without regard to any allegation of negligence on the part of the Customer Group as it pertains to Vendor's Products.

**Customer Initials:** \_\_\_\_\_

**LIMITATIONS ON DAMAGES:** In the event of any dispute, disagreement or breach alleged by Customer on the part of Vendor, Customer's exclusive and sole remedy shall be repair or replacement, if practical, of the module, or component part, by Vendor. If Vendor is not able to effectuate a repair, replacement, or cure that brings the module, or component part, into compliance with the Parties' agreement, then Vendor shall refund the sale price to Customer. In no event shall Vendor be liable to Customer, or to any third-party acting through Customer, for any additional, consequential or punitive damages, or damages for lost sales, revenue or profits claimed by Customer or any third-party acting through Customer.

**FORCE MAJEURE:** A force majeure delay shall mean any delay or other unforeseeable causes beyond the reasonable control of the party affected, provided that any such delay is not caused, in whole or in part, by the acts or omissions of the party so delayed and further provided that such party is unable to make up for such delay with reasonable diligence and speed. If any such cause delays Vendor's performance, the delivery date or time for completion may be extended by a period of time reasonably necessary to overcome the effect of such delay; however, Vendor shall take all reasonable measures to mitigate the effects of the force majeure event and to minimize such delay. A party affected by a force majeure event shall notify the other party of such force majeure event within forty-eight (48) hours of its knowledge of such event for the event to be considered a bona fide force majeure event.

**TITLE AND RISK OF LOSS:** Title to the Products shall transfer to Customer upon receipt of Products by Customer or its agent unless otherwise stated in the Sale Agreement. Notwithstanding the above, risk of loss of the Products shall remain with Vendor until delivered to Customer.

**WAIVER:** Vendor's failure to exercise or enforce any right in the Purchase Order, or any other right or privilege under law, or Vendor's waiver of any breach by Customer shall not constitute a waiver or modification of any terms, conditions, privileges or rights whether of the same or similar type, unless Vendor gives such waiver in writing.

Customer Name  
FAN/FIN#

**LIENS:** Vendor waives and relinquishes all existing and future liens and claims (statutory or otherwise) for the Products specified in the Purchase Order, and warrants that the Products will be free and clear of all liens, claims or encumbrances of any kind.

**INSPECTION, REVIEW AND WITNESSING:** Customer and/or the ultimate owner of the Products have the right to inspect and attend testing of the Products at Vendor's premises (or its supplier's or subcontractor's premises) with reasonable advance notice. If any inspection is made on the premises of Vendor or its supplier, Vendor, without additional charge, shall provide all reasonable facilities and assistance for the safety and convenience of the inspectors in the performance of their duties.

**APPLICABLE LAW AND VENUE:** The Sale Agreement shall be governed and interpreted in accordance with the laws of the State of Texas, without reference to any principle of conflict of laws. Customer and Vendor expressly exclude the application of the Convention on International Sale of Goods to the Sale Agreement. Venue for all judicial, administrative, or regulatory proceedings shall be Houston, Harris County, Texas.

**OWNERSHIP OF DOCUMENTS:** Title to all drawings, specifications, calculations, technical data and other documents that Customer submits in accordance with the Purchase Order shall vest with Vendor. Vendor shall have the right to use such documents for any purpose pertaining to the manufacture, assembly, and delivery of the Products.

Title to all drawings, specifications, calculations, technical data, and other documents that Vendor submits to the Customer shall vest with the Customer. Customer shall have the right to use such documents for any purpose pertaining to the installation, operation, and maintenance of the Products.

**INSURANCE:** Vendor shall comply with the project insurance requirements for which the Products are being provided. Customer shall provide specific reasonable levels required as soon as such levels are available, which shall not exceed \$1,000,000 for any non-statutory category other than excess liability umbrella, which shall not exceed \$4,000,000. When requested by Customer, Vendor shall provide certificates of insurance as proof of same.

**SURVIVAL:** The provisions of the following Paragraphs of these Terms and Conditions shall survive any cancellation or termination of the Purchase Order: (Proprietary Information, Confidentiality and Advertising), (Indemnification), (Liens), and (Applicable Law and Venue).







Defining the future of Mobile Healthcare.™

For your convenience, all pricing has been itemized below per quote Q4580-0001 for Harris County Emergency Corps ESD #1

|                  |                   |
|------------------|-------------------|
| Base Module      | \$ 135,550.00     |
| Chassis Exterior | \$ 24,300.00      |
| Module Exterior  | \$ 27,550.00      |
| Chassis Interior | \$ 7,275.00       |
| Module Interior  | \$ 13,225.00      |
| <b>Total \$</b>  | <b>207,900.00</b> |

**Items included in above totals:**

- 1. Type I 12' Module \$ incl
- 2. This is a CAAS GVS v3.0 Unit \$ incl

**Chassis Exterior:**

- 3. Heat Shielding for Diesel Chassis \$ 2,225.00
- 4. Chassis Paint Layout: Keep Factory Paint Color - Black \$ incl
- 5. Chassis : 2024 RAM 3500, Diesel, 4x2, Regular Cab, 84" Cab to Axle, PX8 - Black Clear Coat \$ incl
- 6. Suspension: LiquidSpring \$ 17,050.00
- 7. Wheel type: Stainless steel covers \$ incl
- 8. Road Force Elite tire and wheel balancing \$ incl
- 9. Chassis Steps: Nerf Bars - Black \$ 700.00
- 10. Grille Guard: Full Replacement Bumper \$ 1,925.00
- 11. 10" and 12" Air Horns \$ 1,600.00
- 12. Compressor Type: Standard \$ 950.00
- 13. Air Horn Switching Options: Momentary \$ 150.00
- 14. Passenger's side Grille Light: Whelen M4 Blue Light \$ incl
- 15. Driver's side Grille Light: Whelen M4 Blue Light \$ incl
- 16. Passenger's side Intersect Light: Whelen M4 Clear Light \$ incl
- 17. Driver's side Intersect Light: Whelen M4 Clear Light \$ incl
- 18. UNOC #1746 - Furnish and install single 10" air horn below P/S of replacement bumper, in lieu of 10" and 12" air horns \$ -300.00

**Chassis Exterior Subtotal \$ 24,300.00**

**Module Exterior:**

- 19. Module Paint Layout: Two Tone - Frazer Black (FLNA 4123) and Frazer White (Frazer White) \$ 4,400.00



Defining the future of Mobile Healthcare.™

|                                                                                                                                                                                                                                             |    |            |
|---------------------------------------------------------------------------------------------------------------------------------------------------------------------------------------------------------------------------------------------|----|------------|
| 20. Roof Color: Frazer Black (FLNA 4123)                                                                                                                                                                                                    | \$ | incl       |
| 21. Body Drop on the Passenger's Side Forward of Rear Wheels                                                                                                                                                                                | \$ | incl       |
| 22. Shore Power: Single 30 Amp auto eject w/ White cover on Driver's Side Wall                                                                                                                                                              | \$ | 700.00     |
| 23. Pigtail/Plug Option: Pigtail                                                                                                                                                                                                            | \$ | incl       |
| 24. Coax 1: Run coax from location 1 to Chassis terminated to VHF radio antenna                                                                                                                                                             | \$ | incl       |
| 25. Coax 2: Run coax from location 2 to Electrical Compartment terminated to GPS/WiFi multiband antenna                                                                                                                                     | \$ | incl       |
| 26. Coax 3: Run coax from location 3 to Chassis                                                                                                                                                                                             | \$ | incl       |
| 27. Coax 4: Run coax from location 4 to Chassis terminated to 800 mHz radio antenna                                                                                                                                                         | \$ | incl       |
| 28. UNOC #958 - Furnish and install (2) push button style door lock switches, one on top of the other, on P/S wheel well cladding; top button UNLOCKS and bottom button LOCKS                                                               | \$ | 325.00     |
| 29. UNOC #793 - Furnish and install Black cover for 30A auto-eject shore power receptacle                                                                                                                                                   | \$ | 250.00     |
| 30. UNOC #1747 - Install customer provided MEPS ACU in compartment over wheel well and control panel in electrical compartment; run main harness to underside of chassis on D/S; customer will install bracket and generator after delivery | \$ | -17,500.00 |
| 31. UNOC #923 - Install customer provided antennas:<br>- (1) VHF antenna at location indicated for Coax 1<br>- (1) GPS/WiFi multiband antenna at location indicated for Coax 2<br>- (1) 800MHz antenna at location indicated for Coax 4     | \$ | 475.00     |
| 32. Front Wall Light Layout: Lower 5 Lights                                                                                                                                                                                                 | \$ | incl       |
| 33. Front Wall Light #1: Whelen M6 Red Light                                                                                                                                                                                                | \$ | incl       |
| 34. Front Wall Light #2: Whelen M6 Blue Light                                                                                                                                                                                               | \$ | incl       |
| 35. Front Wall Light #3: Whelen M6 Clear Light                                                                                                                                                                                              | \$ | incl       |
| 36. Front Wall Light #4: Whelen M6 Blue Light                                                                                                                                                                                               | \$ | incl       |
| 37. Front Wall Light #5: Whelen M6 Red Light                                                                                                                                                                                                | \$ | incl       |
| 38. Front Wall Driver Side Box Light: Whelen M6 Red Light                                                                                                                                                                                   | \$ | incl       |
| 39. Front Wall Passenger Box Light: Whelen M6 Red Light                                                                                                                                                                                     | \$ | incl       |
| 40. Driver Wall Front Box Light: Whelen M6 Red Light                                                                                                                                                                                        | \$ | incl       |
| 41. Driver Wall Rear Box Light: Whelen M6 Red Light                                                                                                                                                                                         | \$ | incl       |
| 42. Driver Wheel Well Light: Whelen M6 Red Light                                                                                                                                                                                            | \$ | incl       |
| 43. Side Scene Lights: Whelen Pioneer Plus Dual Panel LED (Recessed)                                                                                                                                                                        | \$ | 4,125.00   |
| 44. O2 Compartment Style: Laydown O2 with Adjustable Shelf                                                                                                                                                                                  | \$ | incl       |
| 45. O2 Rollers for an H Cylinder                                                                                                                                                                                                            | \$ | incl       |



Defining the future of Mobile Healthcare.™

|                                                                                                                                                                                                                                                                                                                                                                                                                                                      |    |           |
|------------------------------------------------------------------------------------------------------------------------------------------------------------------------------------------------------------------------------------------------------------------------------------------------------------------------------------------------------------------------------------------------------------------------------------------------------|----|-----------|
| 46. O2 Cylinder Changing Wrench                                                                                                                                                                                                                                                                                                                                                                                                                      | \$ | 150.00    |
| 47. O2 Regulator - Ship Loose                                                                                                                                                                                                                                                                                                                                                                                                                        | \$ | 275.00    |
| 48. Electrical Compartment Style: Standard Electrical Compartment                                                                                                                                                                                                                                                                                                                                                                                    | \$ | incl      |
| 49. Power Source: MEPS                                                                                                                                                                                                                                                                                                                                                                                                                               | \$ | 20,775.00 |
| 50. Lower Storage Style: Standard Lower Storage                                                                                                                                                                                                                                                                                                                                                                                                      | \$ | incl      |
| 51. Compartment Above Wheel Well with No I/O Access                                                                                                                                                                                                                                                                                                                                                                                                  | \$ | incl      |
| 52. Dometic Self-Contained A/C with Exhaust Fan                                                                                                                                                                                                                                                                                                                                                                                                      | \$ | incl      |
| 53. Rear Storage Compartment Style: Rear Storage with Adjustable Shelf                                                                                                                                                                                                                                                                                                                                                                               | \$ | incl      |
| 54. UNOC #1748 - Furnish and install Pioneer Plus dual panel Super LED floodlights in lieu of flood/spot scene lights                                                                                                                                                                                                                                                                                                                                | \$ | incl      |
| 55. UNOC #1749 - Furnish and install roll-up door in lieu of standard rear storage compartment door; skin must be flush with tubing on cut-out for the compartment; no vents into the compartment; single shelf (see E-2855)                                                                                                                                                                                                                         | \$ | 2,025.00  |
| 56. UNOC #1750 - Move ground stud in electrical compartment to the rear position                                                                                                                                                                                                                                                                                                                                                                     | \$ | incl      |
| 57. UNOC #827 - Furnish and install (3) venting fans for equipment:<br>- (2) fans in the electrical compartment<br>- (1) fan in the above wheel well compartment<br>- Wired failsafe hot                                                                                                                                                                                                                                                             | \$ | 1,725.00  |
| 58. UNOC #1751 - Furnish and install 2-high D cylinder holder in area below front I/O compartment                                                                                                                                                                                                                                                                                                                                                    | \$ | 225.00    |
| 59. UNOC #2656 - Furnish and install stand-up O2 compartment with ZICO O2 bottle lift for H cylinder, wired to disable LiquidSpring dump feature when compartment door is open; install switch on door panel; long lower storage compartment to be shortened and O2 compartment will be taller (up to shelf level on inside) with fixed/removable shelf above bottle lift; add a cutout (8x8) and hinged lexan door on stainless to access regulator | \$ | 7,000.00  |
| 60. Module Window Option: Sliding Window                                                                                                                                                                                                                                                                                                                                                                                                             | \$ | incl      |
| 61. Upper Rear Wall Light Layout: 3 Across                                                                                                                                                                                                                                                                                                                                                                                                           | \$ | incl      |
| 62. Upper Light #1: Whelen M6 Load Light                                                                                                                                                                                                                                                                                                                                                                                                             | \$ | incl      |
| 63. Upper Light #2: Whelen M6 Amber Light                                                                                                                                                                                                                                                                                                                                                                                                            | \$ | incl      |
| 64. Upper Light #3: Whelen M6 Load Light                                                                                                                                                                                                                                                                                                                                                                                                             | \$ | incl      |
| 65. Lower Light #1: Whelen M6 Brake/Tail/Turn Red Light                                                                                                                                                                                                                                                                                                                                                                                              | \$ | incl      |
| 66. Lower Light #2: Whelen M6 Brake/Tail/Turn Red Light                                                                                                                                                                                                                                                                                                                                                                                              | \$ | incl      |
| 67. Lower Light #3: Whelen M6 Blue Light                                                                                                                                                                                                                                                                                                                                                                                                             | \$ | incl      |
| 68. Lower Light #4: Whelen M6 Blue Light                                                                                                                                                                                                                                                                                                                                                                                                             | \$ | incl      |
| 69. Rear Wall Driver Box Light: Whelen M6 Red Light                                                                                                                                                                                                                                                                                                                                                                                                  | \$ | incl      |



Defining the future of Mobile Healthcare.™

|                                                                          |           |                  |
|--------------------------------------------------------------------------|-----------|------------------|
| 70. Rear Wall Passenger Box Light: Whelen M6 Red Light                   | \$        | incl             |
| 71. Rear Backboard Options: No Shelf                                     | \$        | incl             |
| 72. Lower BTTs: 2 Grote Lights on each side                              | \$        | incl             |
| 73. Rear Bumper                                                          | \$        | incl             |
| 74. Door Grabbers                                                        | \$        | incl             |
| 75. License Plate Light                                                  | \$        | incl             |
| 76. Passenger Wall Front Box Light: Whelen M6 Red Light                  | \$        | incl             |
| 77. Passenger Wall Rear Box Light: Whelen M6 Red Light                   | \$        | incl             |
| 78. Passenger Wheel Well Light: Whelen M6 Red Light                      | \$        | incl             |
| 79. Passenger Scene Light Activated with Side Entry Door                 | \$        | 475.00           |
| 80. Interior Step Option: Double Step Well                               | \$        | incl             |
| 81. Passenger Rear Compartment Style: Passenger Side Storage Compartment | \$        | incl             |
| 82. Door Locks on Entry Doors and Front I/O                              | \$        | 2,125.00         |
| <b>Module Exterior Subtotal</b>                                          | <b>\$</b> | <b>27,550.00</b> |

**Chassis Interior:**

|                                                                                                                                                                            |    |        |
|----------------------------------------------------------------------------------------------------------------------------------------------------------------------------|----|--------|
| 83. Siren Speakers: Whelen SA 315 Speakers                                                                                                                                 | \$ | incl   |
| 84. Tap-2 on Primary Siren                                                                                                                                                 | \$ | incl   |
| 85. Siren Option: Whelen C9 Siren in Electrical Compartment                                                                                                                | \$ | 350.00 |
| 86. Mic 1 shipped loose                                                                                                                                                    | \$ | incl   |
| 87. HAAS Alert System: HAAS Alert Responder to Vehicle - 3 Year Sub                                                                                                        | \$ | incl   |
| 88. Slot 1: Extended MDT plate - no swivel, no fuel gauge                                                                                                                  | \$ | 150.00 |
| 89. Slot 2: Single Slot Switch Panel                                                                                                                                       | \$ | incl   |
| 90. Slot 3: Radio Plate: 7.5 L X 2.5 W opening dims Item ID 2398                                                                                                           | \$ | incl   |
| 91. Slot 4: Single Blank                                                                                                                                                   | \$ | incl   |
| 92. Console Switch Layout : Primary - Secondary - Air Horn - Siren 1 - Side Scene<br>(Driver's Side) - Side Scene (Passenger's Side) - Rear Load - Interior Lights - Blank | \$ | incl   |
| -                                                                                                                                                                          |    |        |
| 93. New Armrest                                                                                                                                                            | \$ | 350.00 |
| 94. Console Layout: 4-Slot Console                                                                                                                                         | \$ | incl   |
| 95. Rear of Console: Double Mapholder                                                                                                                                      | \$ | 550.00 |
| 96. Chassis Rear Wall: 3 High Glove Box Holder                                                                                                                             | \$ | 350.00 |
| 97. Map Light: Light on passenger side                                                                                                                                     | \$ | 350.00 |
| 98. UNOC #1743 - Furnish and install Item 14586, bent to 45-degree angle to put Safety<br>Vision monitor closer to the windshield                                          | \$ | 175.00 |



Defining the future of Mobile Healthcare.™

|                                                                                                                                                                                                                                                 |    |          |
|-------------------------------------------------------------------------------------------------------------------------------------------------------------------------------------------------------------------------------------------------|----|----------|
| 99. UNOC #1744 - Dip switch #1 on C9 siren in electrical compartment to be set in the ON position                                                                                                                                               | \$ | incl     |
| 100. UNOC #1745 - Furnish and install Safety Vision 6-camera system, including the following components:<br>- 4112-HVR (recorder)<br>- 1TB hard drive<br>- 128GB SD card (mirror recording)<br>- UPS battery backup<br>- 7" touchscreen monitor | \$ | 5,000.00 |

Camera locations:

1. Interior travel path; mounted to P/S of mirror location
2. Interior cab, facing crew; mounted to the P/S A-pillar
3. Interior patient compartment; mounted on P/S rear ceiling, forward-facing
4. and 5. Exterior D/S and P/S; below rear box lights, forward-facing and angled down enough to get full view of adjacent traffic
6. Exterior rear wall; rear-facing

**Chassis Interior Subtotal \$ 7,275.00**

**Module Interior:**

|                                                                                                                                               |    |        |
|-----------------------------------------------------------------------------------------------------------------------------------------------|----|--------|
| 101. Protek Cushions                                                                                                                          | \$ | incl   |
| 102. Cobalt Blue Interior                                                                                                                     | \$ | incl   |
| 103. Stainless Steel Countertops                                                                                                              | \$ | incl   |
| 104. Stainless Steel Grab Rails                                                                                                               | \$ | incl   |
| 105. Front I/O with Lexan Doors                                                                                                               | \$ | incl   |
| 106. Additional Shelf in the Front I/O                                                                                                        | \$ | 150.00 |
| 107. Quad Outlet in the Front I/O                                                                                                             | \$ | incl   |
| 108. Quad Outlet on the Front Wall                                                                                                            | \$ | incl   |
| 109. Netting at the Front Corner Area                                                                                                         | \$ | incl   |
| 110. Customer Provided Medvault                                                                                                               | \$ | 700.00 |
| 111. UNOC #1756 - 120VAC quad outlet in front I/O cabinet to be 24" above the floor                                                           | \$ | incl   |
| 112. UNOC #1753 - Install fire extinguisher with customer provided bracket on side of front I/O cabinet, toward the rear                      | \$ | 75.00  |
| 113. UNOC #1754 - Furnish and install vertical, dual D/E cylinder holder against D/S stainless on the floor; top of clamps 14" from the floor | \$ | 275.00 |
| 114. UNOC #1755 - Furnish and install stair chair storage on floor space of front I/O cabinet (see previous units)                            | \$ | 250.00 |
| 115. Location 1: 8 Switch panel                                                                                                               | \$ | incl   |
| 116. Location 2: Single O2 Outlet with Quick Disconnect Flow Meter                                                                            | \$ | 625.00 |



*Defining the future of Mobile Healthcare.™*

|                                                                                                                                          |    |          |
|------------------------------------------------------------------------------------------------------------------------------------------|----|----------|
| 117. Location 3: Dual USB receptacles                                                                                                    | \$ | 350.00   |
| 118. Location 4: Thermostat                                                                                                              | \$ | incl     |
| 119. Location 6: Blank                                                                                                                   | \$ | incl     |
| 120. Location 7: Blank                                                                                                                   | \$ | incl     |
| 121. Location 8: Quad 120 VAC                                                                                                            | \$ | incl     |
| 122. Location 9: Suction                                                                                                                 | \$ | incl     |
| 123. Door Lock Switch at Action Wall                                                                                                     | \$ | 200.00   |
| 124. Action Wall Switch Layout : Interior Lights; Dimmer; Ventilation Fan; Unlock/Lock; Module Heater - Hi/Off/Low; Blank; Blank; Blank; | \$ | incl     |
| 125. Sharps Container at Action Wall                                                                                                     | \$ | incl     |
| 126. New Action Wall Acrylic Holder                                                                                                      | \$ | incl     |
| 127. Single CPR Seat                                                                                                                     | \$ | incl     |
| 128. New 6pt Harness at the CPR Seat                                                                                                     | \$ | 775.00   |
| 129. Acrylic Holder Aft CPR Seat                                                                                                         | \$ | incl     |
| 130. Rear Door Switch Layout : Blank; Blank; Dump/Bypass (Suspension); Rear Load;                                                        | \$ | incl     |
| 131. Two Seating Positions at the Squad Bench - 1 and 2                                                                                  | \$ | incl     |
| 132. Harness Type for Seat Position 1: New 6pt Harness                                                                                   | \$ | 775.00   |
| 133. Harness Type for Seat Position 2: New 6pt Harness                                                                                   | \$ | 775.00   |
| 134. Double Squad Bench Cabinet                                                                                                          | \$ | 950.00   |
| 135. Bolster Cabinet with Sharps Container Towards Aisle Side at the Head of the Squad Bench                                             | \$ | 550.00   |
| 136. New Glove Box without Handrail                                                                                                      | \$ | 425.00   |
| 137. Single O2 Outlet with Quick Disconnect Flow Meter at the Squad Bench Wall                                                           | \$ | 725.00   |
| 138. Single O2 Outlet with Quick Disconnect Flow Meter in Ceiling Raceway                                                                | \$ | 775.00   |
| 139. IV Hanger on Ceiling Raceway                                                                                                        | \$ | incl     |
| 140. Driver and Passenger Side Stainless Steel Ceiling Grab Rails for 12' Unit                                                           | \$ | 250.00   |
| 141. IV Hanger on Squad Bench Ceiling                                                                                                    | \$ | incl     |
| 142. Rear Headknocker Options: No Clocks or Speakers                                                                                     | \$ | incl     |
| 143. Stryker cot tower only ( no antler and bar )                                                                                        | \$ | incl     |
| 144. Customer Provided Stryker Power-LOAD - Gen 2                                                                                        | \$ | 2,450.00 |
| 145. Loncoin II Sapphire Floor                                                                                                           | \$ | incl     |
| 146. Laydown O2 Cabinet                                                                                                                  | \$ | incl     |
| 147. Captain's Chair Type: Captain's Chair with Child Safety Seat and 4pt. Harness                                                       | \$ | 1,050.00 |
| 148. Module Heater : New                                                                                                                 | \$ | incl     |





*Defining the future of Mobile Healthcare.™*

149. Customer Provided Items Processing Fee

\$ 1,100.00

**Module Interior Subtotal \$ 13,225.00**



Defining the future of Mobile Healthcare.™

Last edited by tvale on December 19 2024

Email this quote along with your PO  
to Frazer, LTD at Sales@Frazerbilt.com

**Remit To:**

Per TMVCC, we are quoting this through our  
licensed franchise dealer, Mac Haik Dodge Chrysler Jeep.

Mac Haik Dodge Chrysler Jeep  
11000 I - 45 North Freeway  
Houston, TX 77037

**Standard Terms and Conditions**

**INVOICING AND PAYMENT TERMS:** Vendor shall submit one (1) original invoice per payment due. The invoice(s) shall include the items listed in accordance with the quote mentioned in the Sale Agreement with reference to the Customer's Purchase Order Number.

If the Sale Agreement provides for any progress (or advance) payments based on specific milestones or activities, Vendor's invoice shall certify to the accomplishment or performance by Vendor of said milestone or activity, and that Customer has obtained a security interest in such Products to the extent of such payment.

Payment shall be due upon receipt of the invoice and delivery of the unit to the Customer unless previously negotiated.

**CANCELLATION POLICY:** Cancellation of orders must be submitted in writing to sales@frazerbilt.com at least 120 days before the projected production start date. Failure to adhere to this timeline may result in the application of a cancellation fee amounting to 25% of the total purchase order price.

**CHASSIS PAYMENT CONSIDERATION:** Please note that payment for the chassis may have been issued prior to the 120-day cancellation window. Therefore, cancellation requests or refunds pertaining to the chassis will be at the discretion of the respective dealerships.



*Defining the future of Mobile Healthcare.™*

**DELIVERY TERMS:** The products listed in the estimate are to be delivered Free On Board (FOB) Destination to Houston, TX. Customer representative(s) will pick up the unit at upfitter location, 7219 Rampart St., Houston, TX 77081 and transport it to their final destination at customer expense unless otherwise specified in the Vendor quote.

**TERMINATION FOR CAUSE:** Customer may terminate this Sale Agreement and any corresponding Purchase Order, or any part thereof, for cause including, but not limited to the following Vendor actions: (1) any default or breach of any of the terms and conditions of the Sale Agreement, (2) failure to provide Customer, upon request, a reasonable assurance of future performance, or (3) bankruptcy, dissolution, or suspension of payments by judicial decree. If Vendor does not cure such failure within a period of five (5) days or such a longer period as Customer may authorize in writing after the date such notice is sent to Vendor, then termination may proceed.

Vendor may also terminate this Sale Agreement and any corresponding Purchase Order for cause, and Vendor will not be in breach of same, in the event any supplier to Vendor fails to deliver Products and/or component parts in a timely fashion and Vendor cannot make alternate accommodations in order to comply with the Parties' agreed upon completion and delivery dates.

**CHANGE ORDERS:** Vendor has the right to modify the Purchase Order requirements and conditions as needed and will advise Customer in writing of such requested changes. Vendor shall not proceed with any changes without Customer's written authorization. Any request by Customer to change the terms or conditions of the Purchase Order, including product specifications, options, and price, must be made in advance of the production job order release. Any changes made after the release of the production job order will incur a \$350 fee per change order made in a 24 hour period and will be included on a secondary invoice. Vendor reserves the right to refuse changes requested by the Customer.

**PROPRIETARY INFORMATION, CONFIDENTIALITY AND ADVERTISING:** All commercial, financial or technical information in any form that Vendor provides to Customer shall be deemed proprietary and confidential and Customer shall not disclose such information to third parties without Vendor's written consent. Termination of the Sale Agreement shall not relieve Customer of this confidentiality obligation. Upon Vendor's request, Customer shall return all confidential information to Vendor along with any reproductions, in whole or in part. The confidentiality obligation does not apply to information that is in the public domain through no fault of Customer or to information lawfully within Customer's possession prior to the date of the Purchase Order, as evidenced by Customer's written records.



*Defining the future of Mobile Healthcare.™*

**INDEMNIFICATION:** Customer shall fully release, indemnify, defend and hold harmless Vendor, its co-venturers, its contractors, and their respective affiliates, and Vendor's and their respective directors, officers and employees (including agency personnel) ("Vendor Group") from and against any and all claims arising out of the Customer's purchase, use, sale or incorporation of any Products purchased from Vendor into Customer's products or equipment wherein it is claimed or alleged that Vendor's Products are defective or violate any warranty, standard of care, industry standard or governmental regulation or term or condition of any Purchase Order without regard to any allegation of negligence on the part of the Vendor Group as it pertains to Vendor's Products.

Vendor shall fully release, indemnify, defend and hold harmless Customer, its co-venturers, its contractors, and their respective affiliates, and the Customer's and their respective directors, officers and employees (including agency personnel) ("Customer Group") from and against any and all claims arising out of the Customer's purchase, use, sale or incorporation of any Products purchased from Vendor into Customer's products or equipment wherein it is claimed or alleged that Vendor's Products are defective or violate any warranty, standard of care, industry standard or governmental regulation or term or condition of any Purchase Order without regard to any allegation of negligence on the part of the Customer Group as it pertains to Vendor's Products.

**Customer Initials:** \_\_\_\_\_

**LIMITATIONS ON DAMAGES:** In the event of any dispute, disagreement or breach alleged by Customer on the part of Vendor, Customer's exclusive and sole remedy shall be repair or replacement, if practical, of the module, or component part, by Vendor. If Vendor is not able to effectuate a repair, replacement, or cure that brings the module, or component part, into compliance with the Parties' agreement, then Vendor shall refund the sale price to Customer. In no event shall Vendor be liable to Customer, or to any third-party acting through Customer, for any additional, consequential or punitive damages, or damages for lost sales, revenue or profits claimed by Customer or any third-party acting through Customer.

**FORCE MAJEURE:** A force majeure delay shall mean any delay or other unforeseeable causes beyond the reasonable control of the party affected, provided that any such delay is not caused, in whole or in part, by the acts or omissions of the party so delayed and further provided that such party is unable to make up for such delay with reasonable diligence and speed. If any such cause delays Vendor's performance, the delivery date or time for completion may be extended by a period of time reasonably necessary to overcome the effect of such delay; however, Vendor shall take all reasonable measures to mitigate the effects of the force majeure event and to minimize such delay. A party affected by a force majeure event shall notify the other party of such force majeure event within forty-eight (48) hours of its knowledge of such event for the event to be considered a bona fide force majeure event.



*Defining the future of Mobile Healthcare.™*

**TITLE AND RISK OF LOSS:** Title to the Products shall transfer to Customer upon receipt of Products by Customer or its agent unless otherwise stated in the Sale Agreement. Notwithstanding the above, risk of loss of the Products shall remain with Vendor until delivered to Customer.

**WAIVER:** Vendor's failure to exercise or enforce any right in the Purchase Order, or any other right or privilege under law, or Vendor's waiver of any breach by Customer shall not constitute a waiver or modification of any terms, conditions, privileges or rights whether of the same or similar type, unless Vendor gives such waiver in writing.

**LIENS:** Vendor waives and relinquishes all existing and future liens and claims (statutory or otherwise) for the Products specified in the Purchase Order, and warrants that the Products will be free and clear of all liens, claims or encumbrances of any kind.

**INSPECTION, REVIEW AND WITNESSING:** Customer and/or the ultimate owner of the Products have the right to inspect and attend testing of the Products at Vendor's premises (or its supplier's or subcontractor's premises) with reasonable advance notice. If any inspection is made on the premises of Vendor or its supplier, Vendor, without additional charge, shall provide all reasonable facilities and assistance for the safety and convenience of the inspectors in the performance of their duties.

**APPLICABLE LAW AND VENUE:** The Sale Agreement shall be governed and interpreted in accordance with the laws of the State of Texas, without reference to any principle of conflict of laws. Customer and Vendor expressly exclude the application of the Convention on International Sale of Goods to the Sale Agreement. Venue for all judicial, administrative, or regulatory proceedings shall be Houston, Harris County, Texas.

**OWNERSHIP OF DOCUMENTS:** Title to all drawings, specifications, calculations, technical data and other documents that Customer submits in accordance with the Purchase Order shall vest with Vendor. Vendor shall have the right to use such documents for any purpose pertaining to the manufacture, assembly, and delivery of the Products.

Title to all drawings, specifications, calculations, technical data, and other documents that Vendor submits to the Customer shall vest with the Customer. Customer shall have the right to use such documents for any purpose pertaining to the installation, operation, and maintenance of the Products.



*Defining the future of Mobile Healthcare.™*

**INSURANCE:** Vendor shall comply with the project insurance requirements for which the Products are being provided. Customer shall provide specific reasonable levels required as soon as such levels are available, which shall not exceed \$1,000,000 for any non-statutory category other than excess liability umbrella, which shall not exceed \$4,000,000. When requested by Customer, Vendor shall provide certificates of insurance as proof of same.

**SURVIVAL:** The provisions of the following Paragraphs of these Terms and Conditions shall survive any cancellation or termination of the Purchase Order: (Proprietary Information, Confidentiality and Advertising), (Indemnification), (Liens), and (Applicable Law and Venue).



Customer Name  
FAN/FIN#

### Purchase Agreement Signature Page

**\*Insert Customer Name\***

Sign: Shirley Shuley Reed  
Print: Shirley Reed  
Title: V.P.  
Date: 12-20-24

APPROVED  
Harris County ESD #1  
Board of Commissioners

**\*Insert Vendor Name (if applicable)\***

Sign: \_\_\_\_\_  
Print: \_\_\_\_\_  
Title: \_\_\_\_\_  
Date: \_\_\_\_\_

DEC 20 2024  
✓ President: Shirley Reed  
Secretary: Quinn Bazu

**Frazer, Ltd.**

Sign: Adam Fischer  
Print: Adam Fischer  
Title: Vice President, Sales & Marketing  
Date: \_\_\_\_\_

Customer Name  
FAN/FIN#

## Purchase Agreement

This PURCHASE AGREEMENT made this 6 day of December , 2024 between ("Vendor")  
Frazer, Inc. located at 7219 Rampart Houston, TX 77081 - and Harris County Emergency Corps ESD #1  
located at 2800 Aldine Bender Road, Ste. A Houston TX 77032 ("Customer"). WHEREAS, Vendor desires to sell  
and Customer desires to purchase certain products, and/or services more specifically described in Q4580-0001  
dated 12/06/2024 for the total amount of \$866,200.00 (hereafter "Products"),

### Chassis details

- **Chassis Make: Ram**
- **Chassis Model: 3500**
- **Qty ordered: 3**
- **Quoted chassis price (each): \$80,500.00**

NOW THEREFORE, the parties hereto, for good and valuable consideration, the receipt and sufficiency of which are hereby acknowledged, do hereby agree as follows:

1. Vendor agrees to sell and schedule pickup/delivery as described in Q4580-0001 dated 12/06/2024 and Customer shall purchase from Vendor, the Products for the prices as set forth in detail on Q4580-0001 dated 12/06/2024.
2. The sale of the Products is governed by the terms and conditions set forth on Exhibit A, which is attached hereto and made a part hereof.
3. The Term of this Agreement shall commence on 12/06/2024 and expire 1 year from execution date or upon unit completion and acceptance, whichever is later.
4. If the parties have entered into any additional covenants, promises, terms and conditions not otherwise specified herein or in any schedule or Exhibit hereto, said special provisions shall be set forth in Exhibit A. If there shall be any conflict within the provisions of this Agreement, the following order of priority shall apply: this PURCHASE AGREEMENT, Exhibit A, Customer's purchase order, Vendor's invoice.

IN WITNESS WHEREOF, the undersigned have executed and delivered this Agreement as of the day and year first above written.

### Title Information

**Enter Exactly as it needs to appear**

**Owner**

Name: Harris County ESD 1  
Address: 2800 Aldine Bender  
Houston TX 77032  
\_\_\_\_\_

**Lien Holder (If Applicable)**

Name: \_\_\_\_\_  
Address: \_\_\_\_\_  
\_\_\_\_\_  
\_\_\_\_\_



## President's Report – HCEC

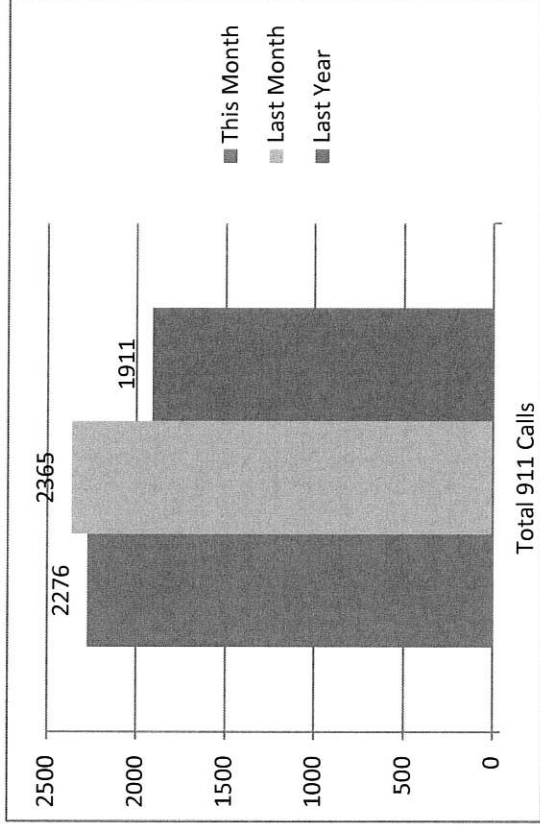
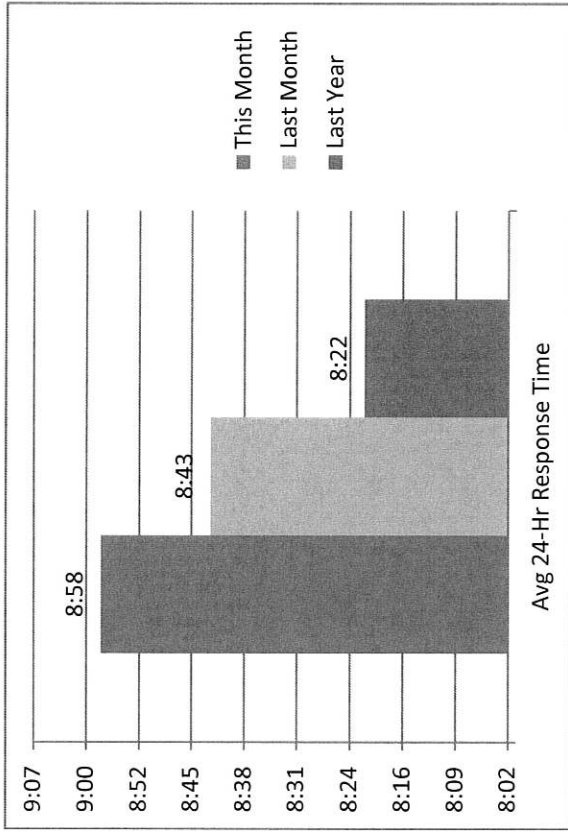
### December 2024 Meeting

- HCEC responded to 2276 911 calls this month, compared to 2365 in the previous month. Our response time is 8:58.
- HCEC held the annual Holiday Party on 12/12 and had a great turnout. Everyone had a good time.
- HCEC held their end-of-year board meeting on 12/19 and reviewed the entire year of operation along with the budget.
- Commissioner Reed and HCEC will hold the toy giveaway on 12/20 at noon along with a luncheon.
- We mourn the loss of our medic, Eric Johnson, who passed away suddenly on Thanksgiving day.


Vehicle Accidents last month: 6 minor

Maintenance Requests last month: 30

# HCEC Activity November 2024



## Call Volume Comparison





Division 11 Harris County Emerg Corps

# 911 STATISTICS REPORT FOR PERIOD 11-01-24 to 11-30-24

| INCIDENT TOTALS |           |           |           |           |           |           |           |            |           |           |           |           |           |           |           |           |           |           |           |           |           |           |           |           |           |           |           |           |           |           |              |
|-----------------|-----------|-----------|-----------|-----------|-----------|-----------|-----------|------------|-----------|-----------|-----------|-----------|-----------|-----------|-----------|-----------|-----------|-----------|-----------|-----------|-----------|-----------|-----------|-----------|-----------|-----------|-----------|-----------|-----------|-----------|--------------|
| RESPONSE TYPE   | 01        | 02        | 03        | 04        | 05        | 06        | 07        | 08         | 09        | 10        | 11        | 12        | 13        | 14        | 15        | 16        | 17        | 18        | 19        | 20        | 21        | 22        | 23        | 24        | 25        | 26        | 27        | 28        | 29        | 30        | Total        |
| ALS Response    | 49        | 50        | 63        | 64        | 48        | 62        | 52        | 79         | 49        | 72        | 51        | 48        | 56        | 71        | 51        | 65        | 61        | 54        | 54        | 56        | 61        | 49        | 42        | 66        | 60        | 75        | 48        | 72        | 46        | 53        | 1,727        |
| BLS Response    | 21        | 25        | 25        | 24        | 13        | 11        | 24        | 23         | 21        | 22        | 28        | 29        | 15        | 17        | 22        | 17        | 25        | 17        | 23        | 19        | 22        | 24        | 26        | 23        | 14        | 20        | 11        | 16        | 19        | 20        | 616          |
| <b>Totals</b>   | <b>70</b> | <b>75</b> | <b>88</b> | <b>88</b> | <b>61</b> | <b>73</b> | <b>76</b> | <b>102</b> | <b>70</b> | <b>94</b> | <b>79</b> | <b>77</b> | <b>71</b> | <b>88</b> | <b>73</b> | <b>82</b> | <b>86</b> | <b>71</b> | <b>77</b> | <b>75</b> | <b>83</b> | <b>73</b> | <b>88</b> | <b>89</b> | <b>74</b> | <b>95</b> | <b>59</b> | <b>88</b> | <b>65</b> | <b>73</b> | <b>2,343</b> |

\* Medic units that went enroute in district, NO mutual aid responses

| INCIDENT TOTALS BY SHIFT |           |           |           |           |           |           |           |            |           |           |           |           |           |           |           |           |           |           |           |           |           |           |           |           |           |           |           |           |           |           |              |
|--------------------------|-----------|-----------|-----------|-----------|-----------|-----------|-----------|------------|-----------|-----------|-----------|-----------|-----------|-----------|-----------|-----------|-----------|-----------|-----------|-----------|-----------|-----------|-----------|-----------|-----------|-----------|-----------|-----------|-----------|-----------|--------------|
| SHIFT                    | 01        | 02        | 03        | 04        | 05        | 06        | 07        | 08         | 09        | 10        | 11        | 12        | 13        | 14        | 15        | 16        | 17        | 18        | 19        | 20        | 21        | 22        | 23        | 24        | 25        | 26        | 27        | 28        | 29        | 30        | Total        |
| - Shift                  |           |           |           |           |           |           |           |            |           |           |           |           |           |           |           |           |           |           |           |           |           |           |           |           |           |           |           |           |           |           | 1            |
| A - Shift                |           |           | 63        | 15        | 52        | 8         |           |            |           |           | 62        | 14        | 60        | 6         |           |           |           |           | 63        | 17        | 76        | 11        |           |           |           |           | 52        | 17        | 53        | 11        | 580          |
| B - Shift                |           |           |           | 73        | 9         | 65        | 11        |            |           |           |           | 63        | 11        | 82        | 10        |           |           |           |           | 58        | 7         | 61        | 5         |           |           |           |           | 71        | 12        | 62        | 600          |
| C - Shift                | 62        | 13        |           |           |           |           | 65        | 14         | 52        | 20        |           |           |           |           | 63        | 17        | 73        | 9         |           |           |           |           |           | 63        | 20        | 65        | 11        |           |           |           | 547          |
| D - Shift                | 8         | 62        | 25        |           |           |           |           | 88         | 18        | 74        | 17        |           |           |           |           | 65        | 13        | 62        | 14        |           |           |           |           |           | 69        | 9         | 84        | 7         |           |           | 615          |
| <b>Totals</b>            | <b>70</b> | <b>75</b> | <b>88</b> | <b>88</b> | <b>61</b> | <b>73</b> | <b>76</b> | <b>102</b> | <b>70</b> | <b>94</b> | <b>79</b> | <b>77</b> | <b>71</b> | <b>88</b> | <b>73</b> | <b>82</b> | <b>86</b> | <b>71</b> | <b>77</b> | <b>75</b> | <b>83</b> | <b>73</b> | <b>88</b> | <b>89</b> | <b>74</b> | <b>95</b> | <b>59</b> | <b>88</b> | <b>65</b> | <b>73</b> | <b>2,343</b> |

\* Medic units that went enroute in district, NO mutual aid responses

| INCIDENT PRIORITY LEVEL SUMMARY |            |            |            |            |           |             |              |
|---------------------------------|------------|------------|------------|------------|-----------|-------------|--------------|
| RESPONSE TYPE                   | Alpha      | Bravo      | Charlie    | Delta      | Echo      | Unspecified | Total        |
| ALS Response                    | 207        | 257        | 382        | 628        | 33        | 220         | 1,727        |
| BLS Response                    | 331        | 41         |            | 1          |           | 243         | 616          |
| <b>Totals</b>                   | <b>538</b> | <b>298</b> | <b>382</b> | <b>629</b> | <b>33</b> | <b>463</b>  | <b>2,343</b> |

\* Medic units that went enroute in district, NO mutual aid responses

| LEVEL OF SERVICE STATUS CHANGES BY DAY |          |          |          |          |          |          |          |          |          |          |          |          |          |          |           |  |  |  |  |  |  |  |  |  |  |  |  |  |  |  |
|----------------------------------------|----------|----------|----------|----------|----------|----------|----------|----------|----------|----------|----------|----------|----------|----------|-----------|--|--|--|--|--|--|--|--|--|--|--|--|--|--|--|
| LEVEL OF SERVICE                       | Day-}    | 2        | 12       | 8        | 20       | 22       | 14       | 16       | 42       | 44       | 50       | 26       | 28       | 30       | Total     |  |  |  |  |  |  |  |  |  |  |  |  |  |  |  |
| Level 0                                | 1        | 1        | 1        | 3        | 2        | 1        | 1        | 1        | 1        | 1        | 1        | 1        | 1        | 1        | 8         |  |  |  |  |  |  |  |  |  |  |  |  |  |  |  |
| Level 1                                | 1        | 1        | 3        | 3        | 2        | 1        | 1        | 1        | 1        | 1        | 1        | 1        | 1        | 1        | 17        |  |  |  |  |  |  |  |  |  |  |  |  |  |  |  |
| <b>Totals</b>                          | <b>1</b> | <b>2</b> | <b>3</b> | <b>4</b> | <b>3</b> | <b>1</b> | <b>1</b> | <b>1</b> | <b>3</b> | <b>2</b> | <b>2</b> | <b>1</b> | <b>1</b> | <b>1</b> | <b>25</b> |  |  |  |  |  |  |  |  |  |  |  |  |  |  |  |

\* Incidents with units that enroute in district, NO mutual aid responses

| OUT OF THE CHUTE RESPONSE AVERAGES AND STATISTICS |                     |                     |                    |                        |                      |                       |
|---------------------------------------------------|---------------------|---------------------|--------------------|------------------------|----------------------|-----------------------|
| RESPONSE TYPE                                     | ASSIGNED TO ENROUTE | ASSIGNED TO ONSCENE | ENROUTE TO ONSCENE | HOSPITAL TO IN-SERVICE | AVERAGE ONSCENE TIME | AVERAGE INCIDENT TIME |
| ALS Response                                      | 00:01:05            | 00:09:37            | 00:08:31           | 00:26:18               | 00:16:53             | 00:56:09              |
| BLS Response                                      | 00:00:59            | 00:09:50            | 00:08:49           | 00:21:34               | 00:16:58             | 00:51:05              |



Division 11 Harris County Emerg Corps

# 911 STATISTICS REPORT FOR PERIOD 11-01-24 to 11-30-24

12/4/2024 2:00:09 AM Page 2 of 10

| AVERAGE RESPONSE TIMES BY UNIT - IN DISTRICT |                     |                     |                    |                        |                      |                       |  |  |  |  |  |  |
|----------------------------------------------|---------------------|---------------------|--------------------|------------------------|----------------------|-----------------------|--|--|--|--|--|--|
| UNIT                                         | ASSIGNED TO ENROUTE | ASSIGNED TO ONSCENE | ENROUTE TO ONSCENE | HOSPITAL TO IN-SERVICE | AVERAGE ONSCENE TIME | AVERAGE INCIDENT TIME |  |  |  |  |  |  |
| EMS910                                       | 00:00:55            | 00:10:15            | 00:09:21           | 00:32:58               | 00:14:03             | 00:51:55              |  |  |  |  |  |  |
| EMS940                                       | 00:01:10            | 00:13:45            | 00:12:32           | 00:13:39               | 00:13:52             | 00:35:18              |  |  |  |  |  |  |
| EMS980                                       | 00:01:07            | 00:13:04            | 00:11:56           | 00:18:47               | 00:15:38             | 00:49:11              |  |  |  |  |  |  |
| M91                                          | 00:01:03            | 00:08:08            | 00:07:06           | 00:29:19               | 00:17:59             | 00:55:29              |  |  |  |  |  |  |
| M910                                         | 00:00:55            | 00:08:43            | 00:07:50           | 00:35:08               | 00:19:23             | 01:08:45              |  |  |  |  |  |  |
| M92                                          | 00:01:06            | 00:08:51            | 00:07:45           | 00:23:22               | 00:13:18             | 00:48:57              |  |  |  |  |  |  |
| M920                                         | 00:00:55            | 00:08:22            | 00:07:26           | 00:33:04               | 00:16:53             | 01:01:08              |  |  |  |  |  |  |
| M921                                         | 00:01:10            | 00:09:21            | 00:08:09           | 00:09:55               | 00:07:07             | 00:19:47              |  |  |  |  |  |  |
| M93                                          | 00:01:11            | 00:07:56            | 00:06:42           | 00:35:18               | 00:19:41             | 01:02:00              |  |  |  |  |  |  |
| M930                                         | 00:01:20            | 00:08:48            | 00:07:26           | 00:32:11               | 00:17:13             | 01:03:09              |  |  |  |  |  |  |
| M94                                          | 00:01:08            | 00:07:32            | 00:06:22           | 00:26:37               | 00:15:44             | 00:53:08              |  |  |  |  |  |  |
| M940                                         | 00:01:06            | 00:07:11            | 00:06:07           | 00:28:36               | 00:17:13             | 00:58:49              |  |  |  |  |  |  |
| M941                                         | 00:01:12            | 00:08:00            | 00:06:48           | 00:20:28               | 00:13:29             | 00:50:22              |  |  |  |  |  |  |
| M95                                          | 00:01:05            | 00:08:30            | 00:07:21           | 00:23:36               | 00:16:30             | 00:48:47              |  |  |  |  |  |  |
| M950                                         | 00:01:38            | 00:12:07            | 00:10:28           | 00:32:06               | 00:12:34             | 00:40:14              |  |  |  |  |  |  |
| M96                                          | 00:01:06            | 00:08:10            | 00:07:01           | 00:33:29               | 00:16:56             | 01:01:37              |  |  |  |  |  |  |
| M97                                          | 00:01:05            | 00:08:31            | 00:07:26           | 00:35:29               | 00:15:11             | 00:58:23              |  |  |  |  |  |  |
| M980                                         | 00:01:11            | 00:11:32            | 00:10:23           | 00:31:26               | 00:16:34             | 01:03:57              |  |  |  |  |  |  |

\* All units assigned to a response in district that went enroute

## AVERAGE ASSIGNED TO ON SCENE TIME - ALL CALLS

| MM:SS                       | 00:08:58 |
|-----------------------------|----------|
| AVERAGE ASSIGNED TO ONSCENE | 00:08:58 |

\* Incidents with units that enroute in district

| INCIDENT RESPONSE TOTALS BY SHIFT |    |    |    |    |    |    |    |     |    |     |    |    |    |    |    |    |    |    |    |    |    |    |    |    |    |     |    |    |    |    |       |
|-----------------------------------|----|----|----|----|----|----|----|-----|----|-----|----|----|----|----|----|----|----|----|----|----|----|----|----|----|----|-----|----|----|----|----|-------|
| SHIFT                             | 01 | 02 | 03 | 04 | 05 | 06 | 07 | 08  | 09 | 10  | 11 | 12 | 13 | 14 | 15 | 16 | 17 | 18 | 19 | 20 | 21 | 22 | 23 | 24 | 25 | 26  | 27 | 28 | 29 | 30 | Total |
| A - Shift                         |    |    | 66 | 15 | 57 | 9  | 10 |     |    |     | 61 | 14 | 65 | 6  |    |    |    |    | 70 | 16 | 81 | 11 |    |    |    |     | 55 | 17 | 52 | 11 | 606   |
| B - Shift                         |    |    |    | 76 | 11 | 70 | 10 |     |    |     |    | 64 | 15 | 90 | 11 |    |    |    | 63 | 7  | 62 | 6  |    |    |    |     |    | 72 | 12 | 71 | 640   |
| C - Shift                         | 64 | 13 |    |    |    |    | 73 | 13  | 57 | 21  |    |    |    |    | 65 | 16 | 77 | 9  |    |    |    | 64 | 21 | 64 | 11 |     |    |    |    |    | 568   |
| D - Shift                         | 8  | 64 | 27 |    |    |    |    | 90  | 19 | 79  | 20 |    |    |    | 75 | 14 | 64 | 15 |    |    |    |    | 73 | 9  | 89 | 8   |    |    |    |    | 654   |
| Totals                            | 72 | 77 | 93 | 91 | 68 | 79 | 83 | 103 | 76 | 100 | 81 | 78 | 80 | 96 | 76 | 91 | 91 | 73 | 85 | 79 | 88 | 73 | 70 | 94 | 73 | 100 | 63 | 89 | 64 | 82 | 2,468 |

\* All units assigned to a response that went enroute





Division 11 Harris County Emerg Corps

# 911 STATISTICS REPORT FOR PERIOD 11-01-24 to 11-30-24

12/4/2024 2:00:09 AM Page 3 of 10

| INCIDENT RESPONSE TOTALS BY UNIT |    |    |    |    |    |    |    |     |    |     |    |    |    |    |    |    |    |    |    |    |    |    |    |    |    |     |    |    |    |     |       |
|----------------------------------|----|----|----|----|----|----|----|-----|----|-----|----|----|----|----|----|----|----|----|----|----|----|----|----|----|----|-----|----|----|----|-----|-------|
| UNIT                             | 01 | 02 | 03 | 04 | 05 | 06 | 07 | 08  | 09 | 10  | 11 | 12 | 13 | 14 | 15 | 16 | 17 | 18 | 19 | 20 | 21 | 22 | 23 | 24 | 25 | 26  | 27 | 28 | 29 | 30  | Total |
| 9912                             |    |    |    |    |    |    | 1  |     |    |     |    |    |    |    |    |    |    |    |    |    |    |    |    |    |    |     |    |    |    |     |       |
| CHP1                             |    |    |    | 1  | 1  |    |    |     |    |     |    |    |    |    |    |    |    |    |    |    |    |    |    |    |    |     |    |    |    |     |       |
| D90                              | 3  | 1  | 5  | 1  | 5  | 1  | 5  | 3   | 3  | 5   | 2  | 1  | 6  | 5  | 2  | 5  | 6  | 1  | 5  | 2  | 3  | 4  | 4  | 5  | 5  | 6   | 5  | 5  | 1  | 4   |       |
| D901                             | 1  | 1  | 3  | 3  | 2  | 5  | 4  | 3   | 3  | 5   | 4  | 2  | 4  | 3  | 2  | 5  | 2  | 2  | 3  | 4  | 4  | 2  | 4  | 3  | 2  | 2   | 2  | 2  | 2  | 5   |       |
| EMS910                           | 4  |    |    | 3  |    | 6  | 3  | 6   |    | 4   | 7  | 9  | 3  | 7  | 6  | 8  | 4  |    | 3  | 6  | 7  |    |    | 6  | 1  |     |    | 4  | 4  |     |       |
| EMS940                           |    |    |    |    | 2  | 2  | 3  | 5   |    | 5   |    |    |    | 3  |    |    | 4  |    | 2  | 3  |    | 5  |    |    | 4  |     |    | 2  | 2  | 4   | 8     |
| EMS980                           |    |    |    | 5  | 4  | 3  | 5  | 4   |    |     |    |    |    | 5  | 7  |    | 2  |    | 2  |    | 4  |    | 6  | 3  | 5  |     | 3  | 3  | 3  | 5   | 66    |
| M91                              | 6  | 6  | 10 | 10 | 5  | 8  | 11 | 8   | 5  | 9   | 13 | 7  | 7  | 11 | 8  | 9  | 7  | 9  | 8  | 8  | 9  | 8  | 4  | 11 | 6  | 14  | 5  | 7  | 7  | 243 |       |
| M910                             |    |    |    |    |    |    | 2  |     | 4  |     |    |    |    |    |    |    |    | 6  |    |    |    | 3  | 4  |    | 2  | 6   |    |    |    | 2   |       |
| M92                              | 6  | 8  | 13 | 10 | 7  | 6  | 5  | 7   | 8  | 10  | 8  | 6  | 7  | 6  | 10 | 10 | 12 | 8  | 10 | 4  | 7  | 4  | 6  | 10 | 8  | 12  | 4  | 9  | 5  | 6   |       |
| M920                             | 4  | 8  | 12 | 10 | 6  | 6  | 5  | 5   | 5  | 10  | 6  | 7  | 5  | 6  | 7  | 8  | 11 | 6  | 11 | 6  | 6  | 2  | 5  | 8  | 7  | 9   | 7  | 8  | 5  | 7   |       |
| M921                             |    |    |    |    |    |    | 3  | 1   |    |     |    |    |    |    |    |    |    |    |    |    |    |    |    |    |    |     |    |    |    |     |       |
| M93                              | 5  | 8  | 5  | 6  | 7  | 5  | 7  | 9   | 3  | 8   | 4  | 6  | 6  | 7  | 3  | 6  | 6  | 5  | 5  | 4  | 8  | 8  | 6  | 7  | 5  | 8   | 5  | 6  | 6  | 8   |       |
| M930                             | 6  | 6  | 8  | 6  | 9  | 9  | 5  | 6   | 8  | 7   | 9  | 6  | 7  | 8  | 6  | 8  | 3  | 9  | 3  | 7  | 7  | 8  | 6  | 8  | 7  | 8   | 2  | 7  | 4  | 5   |       |
| M94                              | 8  | 10 | 13 | 10 | 8  | 8  | 8  | 10  | 10 | 9   | 8  | 8  | 6  | 7  | 7  | 9  | 11 | 8  | 9  | 10 | 11 | 6  | 10 | 7  | 10 | 7   | 12 | 9  | 5  | 5   |       |
| M940                             | 5  |    |    |    | 4  |    |    |     |    |     | 3  | 3  | 3  | 6  |    |    |    |    |    |    |    |    | 4  | 3  | 4  |     |    |    |    | 35  |       |
| M941                             | 6  | 8  | 2  |    |    |    | 4  | 11  | 8  | 1   |    |    |    |    |    |    |    |    |    |    |    |    |    |    |    |     |    |    |    |     |       |
| M95                              | 5  | 5  | 7  | 9  | 5  | 8  | 8  | 6   | 7  | 11  | 8  | 4  | 7  | 10 | 12 | 7  | 7  | 6  | 9  | 10 | 8  | 6  | 5  | 7  | 8  | 5   | 7  | 5  | 5  | 57  |       |
| M950                             |    |    |    |    |    |    |    |     |    |     |    |    |    |    |    |    |    |    |    |    |    |    |    |    |    |     |    |    |    |     | 210   |
| M96                              | 8  | 9  | 7  | 7  | 2  | 8  | 3  | 12  | 6  | 12  | 5  | 8  | 8  | 7  | 8  | 9  | 7  | 5  | 10 | 7  | 6  | 3  | 7  | 8  | 5  | 9   | 5  | 8  | 7  | 3   |       |
| M97                              | 1  | 4  | 8  | 6  | 5  | 4  | 1  | 7   | 6  | 4   | 4  | 7  | 6  | 6  | 2  | 7  | 9  | 3  | 5  | 4  | 8  | 7  | 3  | 8  | 3  | 5   | 4  | 3  | 4  | 7   |       |
| M980                             | 4  |    |    |    |    |    |    |     |    |     | 4  |    |    |    |    |    |    | 5  |    | 4  |    | 7  |    |    | 5  |     |    | 1  |    | 151 |       |
| Totals                           | 72 | 77 | 93 | 91 | 68 | 79 | 83 | 103 | 76 | 100 | 81 | 78 | 80 | 96 | 76 | 91 | 91 | 73 | 85 | 79 | 88 | 73 | 70 | 94 | 73 | 100 | 63 | 89 | 64 | 82  | 2,468 |

\* All units assigned to a response that went enroute



Division 11 Harris County Emerg Corps

# 911 STATISTICS REPORT FOR PERIOD 11-01-24 to 11-30-24

12/4/2024 2:00:09 AM Page 4 of 10

| INCIDENT REFUSAL TOTALS BY UNIT |    |    |    |    |    |    |    |    |    |    |    |    |    |    |    |    |    |    |    |    |    |    |    |    |    |    |    |    |    |    |       |
|---------------------------------|----|----|----|----|----|----|----|----|----|----|----|----|----|----|----|----|----|----|----|----|----|----|----|----|----|----|----|----|----|----|-------|
| UNIT                            | 01 | 02 | 03 | 04 | 05 | 06 | 07 | 08 | 09 | 10 | 11 | 12 | 13 | 14 | 15 | 16 | 17 | 18 | 19 | 20 | 21 | 22 | 23 | 24 | 25 | 26 | 27 | 28 | 29 | 30 | Total |
| EMS910                          |    |    |    |    |    | 3  |    | 4  |    | 1  | 5  | 3  | 1  | 1  | 2  | 3  | 2  | 2  | 2  | 2  | 2  |    |    | 3  |    |    |    | 2  |    |    | 36    |
| EMS940                          |    |    |    |    |    |    |    | 1  |    | 1  |    |    |    |    |    | 1  | 1  |    |    |    |    | 3  |    |    |    |    |    |    |    |    | 16    |
| EMS980                          |    |    |    |    |    |    |    | 2  |    |    |    | 2  |    |    |    |    |    |    |    |    |    |    |    |    |    |    |    |    |    |    | 18    |
| M91                             |    |    |    |    | 1  |    | 3  | 2  |    |    |    |    |    |    |    |    |    |    |    |    |    |    |    |    |    |    |    |    |    |    | 2     |
| M910                            |    |    |    | 4  | 1  | 1  | 2  | 2  | 1  | 1  | 1  | 1  | 1  | 7  | 4  | 2  |    |    | 1  | 3  | 3  | 1  | 2  | 1  | 1  | 7  | 2  | 1  | 2  | 56 |       |
| M92                             |    |    |    |    |    |    |    |    | 2  |    |    |    |    |    |    |    |    | 2  |    |    |    |    |    |    |    |    |    |    |    |    | 10    |
| M92                             |    |    |    | 1  | 1  | 1  | 3  | 2  | 1  | 2  | 1  | 1  | 1  | 1  | 1  |    | 1  | 1  | 2  |    |    |    |    |    |    |    |    |    |    |    | 37    |
| M920                            |    |    |    | 2  | 4  | 2  | 1  |    |    | 1  | 1  | 1  | 1  | 1  | 1  | 1  | 3  | 1  | 1  |    |    |    |    |    |    |    |    |    |    |    | 28    |
| M921                            |    |    |    |    |    |    | 2  |    |    |    |    |    |    |    |    |    |    |    |    |    |    |    |    |    |    |    |    |    |    |    | 2     |
| M93                             |    |    |    | 2  | 3  | 1  | 1  |    |    | 4  |    | 2  |    | 1  | 1  | 1  | 1  | 2  |    |    |    |    |    |    |    |    |    |    |    |    | 32    |
| M930                            |    |    |    | 1  | 1  | 3  | 1  |    | 3  | 3  | 1  |    | 1  | 2  | 3  | 4  |    | 2  |    |    |    |    |    |    |    |    |    |    |    |    | 34    |
| M94                             |    |    |    | 1  | 4  | 4  | 1  | 1  | 1  | 3  | 1  |    | 1  | 4  | 1  | 1  | 1  | 1  | 1  |    |    |    |    |    |    |    |    |    |    |    | 38    |
| M940                            |    |    |    |    |    |    |    |    |    |    |    | 2  |    | 3  |    |    |    |    |    |    |    |    |    |    |    |    |    |    |    |    | 6     |
| M941                            |    |    |    |    |    |    | 2  | 1  |    |    |    |    |    |    |    |    |    |    |    |    |    |    |    |    |    |    |    |    |    |    | 5     |
| M95                             |    |    |    | 1  | 1  |    | 2  | 2  | 2  |    | 1  | 1  | 1  | 2  |    |    | 1  | 1  | 3  | 3  | 3  | 1  |    |    |    |    | 3  |    | 1  | 37 |       |
| M950                            |    |    |    |    |    |    |    |    |    |    |    |    |    |    |    |    |    |    |    |    |    |    |    |    |    |    |    |    |    |    | 3     |
| M96                             |    |    |    | 3  | 1  | 1  | 1  |    | 2  | 1  | 1  |    | 2  | 1  | 1  |    | 1  | 2  | 4  |    |    |    |    |    |    |    |    |    |    |    | 33    |
| M97                             |    |    |    | 1  | 3  | 1  | 2  |    | 1  |    |    | 3  | 1  | 3  | 1  | 3  | 4  |    |    |    |    |    |    |    |    |    |    |    |    |    | 33    |
| M980                            |    |    |    |    |    |    |    |    |    |    |    | 2  |    |    |    |    |    |    |    |    |    |    |    |    |    |    |    |    |    |    | 5     |
| Totals                          | 13 | 22 | 16 | 14 | 8  | 8  | 16 | 18 | 12 | 14 | 9  | 16 | 15 | 20 | 13 | 13 | 15 | 18 | 14 | 14 | 13 | 16 | 11 | 20 | 11 | 18 | 19 | 14 | 7  | 11 | 429   |

| INCIDENT REFUSAL REASON BY SHIFT |            |           |           |            |            |  |
|----------------------------------|------------|-----------|-----------|------------|------------|--|
| REFUSAL REASON                   | A - Shift  | B - Shift | C - Shift | D - Shift  | Total      |  |
| Refusal AMA                      | 102        | 94        | 85        | 112        | 393        |  |
| Refusal Parental                 | 9          | 5         | 10        | 12         | 36         |  |
| <b>Total</b>                     | <b>111</b> | <b>99</b> | <b>95</b> | <b>124</b> | <b>429</b> |  |





Division 11 Harris County Emerg Corps

# 911 STATISTICS REPORT FOR PERIOD 11-01-24 to 11-30-24

12/4/2024 2:00:09 AM Page 6 of 10

| NATURE                         | EMS910    | EMS940    | EMS980    | M91        | M910      | M92        | M920       | M921     | M93        | M930       | M94        | M940      | M941      | M95        | M950     | M96        | M97        | M980      | Total        |     |
|--------------------------------|-----------|-----------|-----------|------------|-----------|------------|------------|----------|------------|------------|------------|-----------|-----------|------------|----------|------------|------------|-----------|--------------|-----|
| MEDICAL CALL                   | 1         | 1         | 1         | 1          | 1         | 1          | 1          | 1        | 1          | 1          | 1          | 1         | 1         | 1          | 1        | 1          | 1          | 1         | 1            | 479 |
| MOBILE HOME                    |           |           |           | 1          |           | 1          | 1          |          |            |            |            |           | 1         |            |          | 1          |            |           |              | 6   |
| MOTOR VEHICLE ACCIDENT         | 1         | 1         | 1         | 1          | 1         | 1          | 1          |          | 1          | 1          | 1          | 1         | 1         | 1          | 1        | 1          | 1          | 1         | 1            | 220 |
| MVA AUTO PED                   |           |           |           |            |           | 1          |            |          |            |            |            |           |           |            |          | 1          |            |           |              | 5   |
| MVA BIKE MOTORCYCLE            |           |           |           | 1          |           |            |            |          |            |            |            |           |           |            |          | 1          |            |           |              | 5   |
| MVA ENTRAPMENT                 |           |           |           | 1          |           |            |            |          |            |            |            |           | 1         |            |          |            |            |           |              | 6   |
| MVA HIGH VELOCITY              |           |           |           | 1          |           | 1          |            |          | 1          | 1          | 1          |           |           |            |          | 1          |            |           |              | 18  |
| MVA INVOLVING BUS              |           |           |           | 1          |           |            |            |          |            |            | 1          |           |           |            |          | 1          |            |           | 1            | 1   |
| MVA ROLL OVER                  |           |           |           |            |           | 1          | 1          |          |            |            |            |           |           |            |          |            |            |           |              | 14  |
| MVA UNCONSCIOUS                |           |           |           |            |           |            |            |          |            |            |            |           |           |            |          |            |            |           |              | 1   |
| MVA WITH ENTRAPMENT            |           |           |           | 1          |           | 1          |            |          |            |            |            |           |           |            |          |            |            |           |              | 3   |
| MVA WITH ROLLOVER              |           |           |           |            |           |            | 1          | 1        |            |            |            |           | 1         |            |          |            |            |           |              | 8   |
| O.B.                           |           |           |           |            |           |            | 1          |          |            |            |            |           |           |            |          |            |            |           |              | 13  |
| OBSTETRICS CALL                |           |           |           | 1          |           | 1          |            |          |            |            |            |           |           |            |          |            |            |           |              | 4   |
| OVERDOSE                       |           |           |           | 1          |           | 1          |            |          |            |            |            |           |           |            |          |            |            |           |              | 25  |
| OVERDOSE/POISONING             |           |           |           | 1          |           | 1          |            |          |            |            |            |           | 1         |            |          |            |            |           |              | 13  |
| POSSIBLE D.O.A.                |           |           |           |            |           | 1          |            |          |            |            |            |           |           |            |          |            |            |           |              | 7   |
| POSSIBLE DOA                   |           |           |           |            |           |            |            |          |            |            |            |           |           |            |          |            |            |           |              | 1   |
| PSYCHIATRIC                    | 1         | 1         | 1         | 1          | 1         | 1          | 1          |          | 1          | 1          | 1          | 1         |           |            |          | 1          |            |           | 1            | 108 |
| RESIDENTIAL FIRE               |           |           |           | 1          |           | 1          | 1          |          | 1          | 1          | 1          |           |           |            |          |            |            |           |              | 12  |
| RESIDENTIAL FIRE MULTI         | 1         |           |           |            |           |            |            |          |            |            |            |           |           |            |          |            |            |           |              | 3   |
| RESPIRATORY                    |           |           |           | 1          | 1         | 1          | 1          |          | 1          | 1          | 1          | 1         | 1         | 1          | 1        | 1          | 1          | 1         | 1            | 211 |
| RESPIRATORY ARREST             |           |           |           |            |           |            |            |          |            |            |            |           |           |            |          |            |            |           |              | 1   |
| SEIZURES                       |           |           |           | 1          | 1         | 1          | 1          |          | 1          | 1          | 1          | 1         | 1         | 1          | 1        | 1          | 1          | 1         | 1            | 68  |
| SHOOTING                       |           |           |           |            |           | 1          |            |          |            |            |            |           |           |            |          |            |            |           |              | 2   |
| STABBING SHOOTING              |           |           |           | 1          |           |            |            |          | 1          | 1          | 1          |           |           |            |          |            |            |           |              | 9   |
| STROKE/CVA                     |           |           |           | 1          |           | 1          |            |          | 1          | 1          | 1          |           |           |            |          |            |            |           |              | 8   |
| TRANS/INTERFAC/PALLIATIVE CARE |           |           |           |            |           |            |            |          |            |            |            |           |           |            |          |            |            |           |              | 3   |
| TRAUMATIC INJURIES (SPECIFIC)  | 1         |           |           | 1          | 1         | 1          | 1          |          | 1          | 1          | 1          | 1         | 1         | 1          | 1        | 1          | 1          | 1         | 1            | 3   |
| UNCONSCIOUS PARTY              |           |           |           | 1          | 1         | 1          | 1          |          | 1          | 1          | 1          | 1         | 1         | 1          | 1        | 1          | 1          | 1         | 1            | 133 |
| UNKNOWN PROBLEM                |           |           |           | 1          | 1         | 1          | 1          |          | 1          | 1          | 1          | 1         | 1         | 1          | 1        | 1          | 1          | 1         | 1            | 67  |
| VEHICLE FIRE                   | 1         |           |           |            |           |            |            |          |            |            |            |           |           |            |          |            |            |           |              | 1   |
| <b>Totals</b>                  | <b>95</b> | <b>52</b> | <b>58</b> | <b>233</b> | <b>30</b> | <b>224</b> | <b>199</b> | <b>4</b> | <b>176</b> | <b>190</b> | <b>246</b> | <b>36</b> | <b>54</b> | <b>201</b> | <b>4</b> | <b>196</b> | <b>149</b> | <b>27</b> | <b>2,174</b> |     |



Division 11 Harris County Emerg Corps

# 911 STATISTICS REPORT FOR PERIOD 11-01-24 to 11-30-24

12/4/2024 2:00:09 AM Page 7 of 10

## PATIENT TRANSPORTS BY UNIT

| UNIT   | 01 | 02 | 03 | 04 | 05 | 06 | 07 | 08 | 09 | 10 | 11 | 12 | 13 | 14 | 15 | 16 | 17 | 18 | 19 | 20 | 21 | 22 | 23 | 24 | 25 | 26 | 27 | 28 | 29 | 30  | Total |
|--------|----|----|----|----|----|----|----|----|----|----|----|----|----|----|----|----|----|----|----|----|----|----|----|----|----|----|----|----|----|-----|-------|
| EMS910 | 5  |    |    | 2  |    | 2  | 2  | 2  |    | 3  | 1  | 7  | 1  | 4  | 3  | 3  | 1  |    | 1  | 4  | 3  |    |    | 1  | 1  |    |    | 2  | 4  |     | 52    |
| EMS940 |    |    |    | 1  | 1  | 1  | 3  | 3  |    | 4  |    |    |    |    | 2  |    | 1  |    | 0  | 2  |    |    |    | 4  |    |    | 0  | 0  | 3  | 3   | 28    |
| EMS980 |    |    |    | 4  | 2  | 4  | 2  | 0  |    |    |    |    | 2  | 6  |    |    | 1  |    | 1  |    | 3  |    | 4  | 2  | 4  | 1  | 0  | 0  | 5  | 41  |       |
| M91    | 3  | 2  | 5  | 4  | 2  | 6  | 10 | 4  | 5  | 7  | 6  | 7  | 6  | 2  | 10 | 4  | 7  | 7  | 6  | 7  | 6  | 6  | 1  | 7  | 5  | 4  | 2  | 6  | 4  | 155 |       |
| M910   |    | 2  |    |    |    |    | 2  |    | 4  |    |    |    |    |    |    |    | 4  |    |    |    |    |    | 3  | 2  | 4  |    |    |    |    | 25  |       |
| M92    | 3  | 3  | 11 | 7  | 3  | 6  | 0  | 5  | 5  | 7  | 8  | 3  | 3  | 5  | 7  | 8  | 7  | 7  | 5  | 4  | 8  | 2  | 4  | 5  | 7  | 9  | 3  | 7  | 5  | 162 |       |
| M920   | 6  | 5  | 6  | 5  | 5  | 4  | 4  | 6  | 3  | 9  | 7  | 6  | 8  | 5  | 4  | 7  | 4  | 4  | 7  | 3  | 4  | 2  | 4  | 6  | 6  | 11 | 2  | 8  | 6  | 164 |       |
| M921   |    |    |    |    |    |    | 0  | 2  |    |    |    |    |    |    |    |    |    |    |    |    |    |    |    |    |    |    |    |    |    | 2   |       |
| M93    | 1  | 4  | 3  | 5  | 7  | 5  | 5  | 5  | 6  | 4  | 2  | 4  | 6  | 5  | 2  | 5  | 5  | 3  | 5  | 2  | 7  | 5  | 4  | 5  | 3  | 6  | 4  | 12 | 2  | 138 |       |
| M930   | 3  | 5  | 5  | 7  | 7  | 7  | 4  | 5  | 4  | 4  | 8  | 6  | 4  | 3  | 2  | 3  | 3  | 6  | 3  | 5  | 7  | 8  | 4  | 4  | 5  | 6  | 1  | 8  | 4  | 146 |       |
| M94    | 4  | 3  | 8  | 6  | 7  | 7  | 4  | 9  | 6  | 9  | 4  | 4  | 5  | 7  | 6  | 7  | 7  | 6  | 9  | 8  | 8  | 3  | 7  | 6  | 12 | 9  | 6  | 7  | 6  | 193 |       |
| M940   | 3  |    |    | 6  |    |    |    |    |    |    | 4  | 1  | 3  | 3  |    |    |    |    |    |    |    | 3  |    | 4  |    |    |    |    |    | 31  |       |
| M941   | 6  | 8  | 0  |    |    |    | 2  | 8  | 5  | 1  |    |    |    |    |    |    |    |    |    |    |    |    |    |    |    |    |    |    |    | 48  |       |
| M95    | 5  | 3  | 7  | 5  | 5  | 5  | 4  | 5  | 4  | 8  | 4  | 3  | 3  | 6  | 8  | 5  | 5  | 4  | 6  | 1  | 4  | 5  | 5  | 2  | 9  | 6  | 3  | 2  | 2  | 137 |       |
| M950   |    |    |    |    |    |    |    |    |    |    |    |    |    |    |    |    |    |    |    |    |    |    |    |    |    |    |    |    |    | 2   |       |
| M96    | 5  | 5  | 6  | 5  | 2  | 5  | 3  | 9  | 4  | 8  | 6  | 8  | 7  | 6  | 8  | 9  | 4  | 3  | 5  | 5  | 7  | 2  | 4  | 9  | 5  | 4  | 6  | 6  | 4  | 163 |       |
| M97    | 1  | 3  | 5  | 5  | 2  | 4  | 1  | 6  | 3  | 3  | 4  | 3  | 5  | 3  | 1  | 3  | 4  | 3  | 5  | 3  | 4  | 6  | 2  | 4  | 2  | 6  | 2  | 2  | 3  | 102 |       |
| M980   | 5  |    |    |    |    |    |    |    |    |    |    | 1  |    |    |    |    |    | 2  |    | 4  |    | 5  |    |    |    | 3  |    |    |    | 20  |       |
| Totals | 50 | 43 | 56 | 61 | 43 | 56 | 46 | 69 | 49 | 67 | 54 | 53 | 53 | 55 | 53 | 54 | 49 | 49 | 53 | 48 | 61 | 47 | 45 | 55 | 65 | 72 | 30 | 72 | 46 | 55  | 1,609 |

## TRANSPORT DESTINATION SUMMARY BY UNIT

| TRANSPORT DESTINATION              | EMS940 | M92 | M920 | M94 | M940 | M941 | M95 | M95 | M97 | Total |
|------------------------------------|--------|-----|------|-----|------|------|-----|-----|-----|-------|
| HCA ER 247 FALLCREEK               |        |     | 1    |     |      |      |     |     |     | 1     |
| HCA HOUSTON HEALTHCARE NORTHWEST   |        | 1   |      |     |      |      |     |     |     | 1     |
| HCA KINGWOOD MEDICAL CENTER        | 2      | 5   | 1    | 22  | 6    | 8    |     | 13  |     | 57    |
| KINGWOOD MEDICAL CENTER            |        |     |      | 4   |      |      |     |     |     | 4     |
| LYNDON B. JOHNSON GENERAL HOSPITAL | 1      |     | 1    |     |      |      |     |     |     | 2     |
| MEMORIAL HERMANN HOSPITAL          |        |     | 6    |     |      |      |     |     |     | 6     |
| MEMORIAL HERMANN NORTHEAST         | 1      |     | 10   | 3   |      |      | 1   | 7   |     | 22    |
| METHODIST WILLOWBROOK              |        |     | 1    |     | 1    |      |     |     |     | 2     |
| TEXAS CHILDRENS HOSPITAL           |        |     | 1    |     |      |      |     |     |     | 1     |
| Totals                             | 4      | 6   | 3    | 44  | 9    | 9    | 1   | 20  |     | 96    |



Division 11 Harris County Emerg Corps

# 911 STATISTICS REPORT FOR PERIOD 11-01-24 to 11-30-24

12/4/2024 2:00:09 AM Page 8 of 10

D:\HMM\SS \* All units assigned to a response that went enroute in district, NO mutual aid responses

## AVERAGE HOSPITAL TO IN-SERVICE TIME

| Location Name                        | Transports   | Average Duration | Longest Duration | Total Time At Hospital |
|--------------------------------------|--------------|------------------|------------------|------------------------|
| BEN TAUB HOSPITAL                    | 2            | 0:00:43:46       | 0:00:50:36       | 0:01:27:33             |
| CHI ST LUKE'S MEDICAL CENTER         | 4            | 0:00:41:49       | 0:00:42:52       | 0:02:47:17             |
| CHI ST LUKE'S VINTAGE                | 123          | 0:00:42:07       | 0:01:29:10       | 3:14:20:49             |
| CHI ST LUKE'S WOODLANDS              | 5            | 0:00:22:43       | 0:00:29:34       | 0:01:53:39             |
| CHI ST. LUKE'S HEALTH                | 1            | 0:00:55:26       | 0:00:55:26       | 0:00:55:26             |
| CYPRESS CREEK HOSPITAL               | 1            | 0:00:32:30       | 0:00:32:30       | 0:00:32:30             |
| HCA CLEAR LAKE                       | 1            | 0:00:21:39       | 0:00:21:39       | 0:00:21:39             |
| HCA ER 247 FALLBROOK                 | 32           | 0:00:15:56       | 0:00:33:57       | 0:08:30:07             |
| HCA ER 247 FALLCREEK                 | 25           | 0:00:15:53       | 0:00:44:26       | 0:06:37:16             |
| HCA HOUSTON HEALTHCARE NORTHWEST     | 319          | 0:00:36:11       | 0:01:48:12       | 8:00:25:56             |
| HCA KINGWOOD MEDICAL CENTER          | 217          | 0:00:39:20       | 0:02:11:19       | 5:22:18:10             |
| KINDRED HOSPITAL MAIN                | 4            | 0:00:20:27       | 0:00:20:27       | 0:01:21:48             |
| KINGWOOD MEDICAL CENTER              | 18           | 0:00:37:21       | 0:01:45:02       | 0:11:12:30             |
| LYNDON B. JOHNSON GENERAL HOSPITAL   | 74           | 0:00:29:25       | 0:01:06:10       | 1:12:17:33             |
| MD ANDERSON CANCER CENTER            | 1            | 0:00:33:58       | 0:00:33:58       | 0:00:33:58             |
| MEMORIAL HERMANN GREATER HEIGHTS     | 8            | 0:00:37:09       | 0:01:14:16       | 0:04:57:16             |
| MEMORIAL HERMANN HOSPITAL            | 41           | 0:00:43:41       | 0:01:14:50       | 1:05:51:34             |
| MEMORIAL HERMANN NORTHEAST           | 346          | 0:00:35:48       | 0:01:29:35       | 8:14:31:33             |
| MEMORIAL HERMANN SUMMER CREEK CCC    | 4            | 0:00:08:50       | 0:00:15:16       | 0:00:15:23             |
| MEMORIAL HERMANN THE WOODLANDS       | 28           | 0:00:35:00       | 0:01:18:43       | 0:16:20:01             |
| METHODIST HOSPITAL                   | 3            | 0:00:21:10       | 0:00:36:07       | 0:01:03:30             |
| METHODIST WILLOWBROOK                | 279          | 0:00:36:11       | 0:01:35:52       | 7:00:16:08             |
| METHODIST WOODLANDS HOSPITAL         | 14           | 0:00:26:10       | 0:00:44:46       | 0:06:06:33             |
| TEXAS CHILDRENS HOSPITAL             | 14           | 0:00:31:37       | 0:00:44:27       | 0:07:22:50             |
| TEXAS CHILDRENS THE WOODLANDS CAMPUS | 42           | 0:00:28:21       | 0:01:14:25       | 0:19:51:03             |
| TEXAS CHILDRENS WOMEN'S PAVILION     | 1            | 0:00:18:46       | 0:00:18:46       | 0:00:18:46             |
| VETERANS AFFAIRS MEDICAL CENTER      | 2            | 0:00:33:57       | 0:00:55:57       | 0:01:07:55             |
| <b>Totals</b>                        | <b>1,609</b> |                  |                  |                        |





Division 11 Harris County Emerg Corps

# 911 STATISTICS REPORT FOR PERIOD 11-01-24 to 11-30-24

12/4/2024 2:00:09 AM Page 9 of 10

| NO TRANSPORT DISPOSITION SUMMARY BY UNIT |          |          |          |           |          |          |           |          |           |          |           |            |
|------------------------------------------|----------|----------|----------|-----------|----------|----------|-----------|----------|-----------|----------|-----------|------------|
| NO TRANSPORT DISPOSITION                 | EMS940   | EMS980   | M91      | M92       | M920     | M921     | M94       | M940     | M941      | M96      | M97       | Total      |
| Call Cancelled                           |          |          |          |           |          |          |           |          | 1         |          |           | 1          |
| Call Complete                            |          |          |          |           |          |          | 4         |          |           |          | 1         | 5          |
| Call Reassigned                          |          |          |          |           | 3        |          | 3         |          |           |          |           | 6          |
| Call Unfounded                           |          |          |          |           |          |          | 1         |          |           |          | 2         | 3          |
| Death on Scene                           |          |          |          |           |          |          |           |          |           |          | 1         | 1          |
| Disregard                                |          |          |          | 1         |          |          |           |          |           |          |           | 1          |
| No Medical                               |          |          |          |           |          |          | 1         |          |           |          | 1         | 2          |
| No Patient Contact                       |          |          |          | 2         |          |          |           |          |           |          | 1         | 3          |
| Public Assist Only                       | 1        | 1        |          |           |          |          |           |          |           |          |           | 2          |
| Refusal AMA                              | 2        |          |          | 4         | 1        |          | 2         | 1        | 4         |          | 18        | 32         |
| Unspecified                              |          |          | 3        | 4         | 2        | 3        | 7         | 6        | 10        | 3        | 24        | 62         |
| <b>Totals</b>                            | <b>3</b> | <b>1</b> | <b>3</b> | <b>11</b> | <b>6</b> | <b>3</b> | <b>18</b> | <b>7</b> | <b>15</b> | <b>3</b> | <b>48</b> | <b>118</b> |



Division 11 Harris County Emerg Corps

# 911 STATISTICS REPORT FOR PERIOD 11-01-24 to 11-30-24

12/4/2024 2:00:09 AM Page 10 of 10

## MUTUAL AID PROVIDED BY YOUR DISTRICT

| Incident ID | Date       | Time     | Shift | Unit | Problem                       | Provided To          | Map       | Call Disposition      |
|-------------|------------|----------|-------|------|-------------------------------|----------------------|-----------|-----------------------|
| 24-11-58616 | 11/01/2024 | 23:31:12 | C     | M930 | 10D02 CARDIAC                 | CC-Cypress Creek EMS | 291P      | CALL OUT OF TERRITORY |
| 24-11-59550 | 11/07/2024 | 10:10:51 | C     | M97  | 6D04A RESPIRATORY             | Atascocita FD        | 337Z      | CALL COMPLETE         |
| 24-11-59850 | 11/08/2024 | 21:03:38 | D     | M97  | 26A05 MEDICAL CALL            | Atascocita FD        | 376L      | REFUSAL AMA           |
| 24-11-59889 | 11/08/2024 | 23:45:28 | D     | M93  | 17D04A INJ. PARTY FROM A FALL | CC-Cypress Creek EMS | 330G      | DISREGARD             |
| 24-11-59932 | 11/09/2024 | 03:45:57 | D     | M97  | ASSAULT                       | Atascocita FD        | 376M      | NO PATIENT CONTACT    |
| 24-11-59937 | 11/09/2024 | 05:42:44 | D     | M97  | 4B01A ASSAULT                 | Atascocita FD        | 376M      | REFUSAL AMA           |
| 24-11-60037 | 11/09/2024 | 18:35:25 | C     | M941 | 26C02 MEDICAL CALL            | HC-Agency Unknown    | NOT FOUND | CALL COMPLETE         |
| 24-11-60543 | 11/12/2024 | 14:24:22 | B     | M940 | 10C03 CARDIAC                 | Humble FD            | 335U      | CALL COMPLETE         |
| 24-11-61122 | 11/15/2024 | 16:23:39 | C     | M95  | 29B1 MOTOR VEHICLE ACCIDENT   | HC-Agency Unknown    | 332M      | CALL COMPLETE         |
| 24-11-61604 | 11/18/2024 | 10:00:12 | D     | M95  | 26D01 MEDICAL CALL            | CC-Cypress Creek EMS | 333C      | CALL COMPLETE         |
| 24-11-62066 | 11/20/2024 | 19:51:36 | B     | M97  | 19D02 CARDIAC                 | Atascocita FD        | 377K      | NO PATIENT CONTACT    |
| 24-11-62121 | 11/21/2024 | 05:53:32 | B     | M97  | 17A02G INJ. PARTY FROM A FALL | Atascocita FD        | 376M      | CALL COMPLETE         |
| 24-11-62949 | 11/25/2024 | 19:56:38 | C     | M97  | 32B2 UNKNOWN PROBLEM          | Atascocita FD        | 377J      | ACCIDENTAL ACTIVATION |
| 24-11-63287 | 11/27/2024 | 21:47:58 | A     | M92  | 12A01E SEIZURES               | HC-Agency Unknown    | NOT FOUND | CALL COMPLETE         |
| 24-11-63287 | 11/27/2024 | 21:47:58 | A     | M920 | 12A01E SEIZURES               | HC-Agency Unknown    | NOT FOUND | CALL COMPLETE         |
| 24-11-63287 | 11/27/2024 | 21:47:58 | A     | M94  | 12A01E SEIZURES               | HC-Agency Unknown    | NOT FOUND | CALL COMPLETE         |
| 24-11-63305 | 11/28/2024 | 00:12:15 | A     | M97  | 29A02 MOTOR VEHICLE ACCIDENT  | HC-Agency Unknown    | NOT FOUND | REFUSAL AMA           |
| 24-11-63831 | 11/30/2024 | 18:46:02 | B     | M99  | UNCONSCIOUS PARTY             | HC-Agency Unknown    | NOT FOUND | CALL COMPLETE         |
| 24-11-63849 | 11/30/2024 | 21:57:57 | B     | M99  | MEDICAL CALL                  | HC-Agency Unknown    | NOT FOUND | CALL COMPLETE         |

Total Mutual Aid Responses Provided By Your District: 17