



**Harris County Emergency Services District 1**  
2800 Aldine Bender Road  
Houston, Texas 77032

**REGULAR BOARD MEETING  
October 22, 2024  
ROLL CALL OF COMMISSIONERS**

APPROVED  
Harris County ESD #1  
Board of Commissioners

**OCT 22 2024**

- CATHY SUNDAY, PRESIDENT
- SHIRLEY REED, VICE PRESIDENT
- FRED SCIBUOLA, TREASURER
- VIRGINIA BAZAN, SECRETARY
- PETE SERNA, ASSISTANT TREASURER
- CARYN PAPANTONAKIS, LEGAL COUNSEL TO BOARD
- MELISSA MORTON, CPA TO THE BOARD

VPresident: *Shirley Reed*  
Secretary: *Pete Serna*  
treas

~~~~~

- JEREMY HYDE, HCEC PRESIDENT
- HEATH WHITE, HCEC VP OF OPERATIONS
- KEIR VERNON, HCEC VP OF ADMINISTRATION
- MARK SMITH, HCEC GENERAL COUNSEL



**Harris County Emergency Services District 1**

2800 Aldine Bender Road  
Houston, Texas 77032

**REGULAR BOARD OF COMMISSIONERS MEETING**

**October 22, 2024**

**SIGN-IN SHEET**

Vince Grainger - Agem

Dennis Busby - Construction Masters



**HARRIS COUNTY EMERGENCY SERVICES DISTRICT #1**


**BOARD OF COMMISSIONERS  
SPECIAL MEETING**

Meeting Date: Tuesday, October 22, 2024      Location: 2800 Aldine Bender  
Meeting Time: 9:30 a.m.      Houston, Texas 77032  
Posting Date: Wednesday, October 16, 2024

**AGENDA**

1. Call to order
2. Moment of Silence and Pledge of Allegiance
3. Roll Call of Commissioners
4. Adoption of agenda
5. Open Forum\*
6. Public hearing on proposed tax increase
7. Adjourn to closed session
  - a. Meeting closed for the purposes to deliberate the appointment, employment, evaluation, reassignment, duties, discipline, or dismissal of a public employee, up to and including Commissioners, Executive Director, Director(s) and potential appointees to the Board of Commissioners - Tex. Gov't Code § 551.074(a) (1).
  - b. Confer with attorney re: pending or threatened litigation - Tex. Gov't Code § 551.071(1) (A).
  - c. Receive advice from attorney regarding legal issues - Tex. Gov't Code § 551.071(2).
  - d. Discussion regarding the purchase, exchange, lease, or value of real property - Tex. Gov't Code § 551.072.
8. Possible action on closed session
9. Adjourn

HARRIS COUNTY EMERGENCY SERVICES  
DISTRICT #1

  
Caryn Papantonakis  
Attorney for the District



SEAL

\*Persons wishing to speak before the board may speak one time only and will be limited to 5 minutes per speaker

APPROVED  
Harris County ESD #1  
Board of Commissioners

OCT 22 2024

✓ President:



Secretary:

Treas



HARRIS COUNTY EMERGENCY SERVICES DISTRICT #1

BOARD OF COMMISSIONERS
REGULAR MEETING

Meeting Date: Tuesday, October 22, 2024
Meeting Time: 10:00 a.m.
Posting Date: Wednesday, October 16, 2024
Location: 2800 Aldine Bender Road
Houston, Texas 77032

AGENDA

APPROVED
Harris County ESD #1
Board of Commissioners

OCT 22 2024

President: [Signature]
Secretary: [Signature]
Treas: [Signature]

- 1. Call to order
2. Moment of Silence and Pledge of Allegiance
3. Roll Call of Commissioners
4. Adoption of agenda
5. Open Forum\*
6. Open Comments from the Board of Commissioners
7. Review and possibly approve all Meeting Minutes
8. Report from Building Committee
9. Possible action on Building Committee report
10. Discuss and possibly approve change orders to future Stations 93 and 96
11. Discuss and possibly approve the Morton Accounting Services' monthly report and authorize payment of bills
12. Possible action on The Morton Accounting Services' monthly report
13. Discuss and possibly approve 2025 budget
14. Discuss and possibly approve 2024 Tax Rate
15. Harris County Emergency Corps Report (JH)
16. Possible action on Harris County Emergency Corps Report
17. Adjourn to closed session
a. Meeting closed for the purposes to deliberate the appointment, employment, evaluation, reassignment, duties, discipline, or dismissal of a public employee, up to and including Commissioners, Executive Director, Director(s) and potential appointees to the Board of Commissioners - Tex. Gov't Code § 551.074(a) (1).
b. Confer with attorney re: pending or threatened litigation - Tex. Gov't Code § 551.071(1) (A).
c. Receive advice from attorney regarding legal issues - Tex. Gov't Code § 551.071(2).
d. Discussion regarding the purchase, exchange, lease, or value of real property - Tex. Gov't Code § 551.072.
18. Possible action on closed session
19. Announce next Board meeting
20. Adjourn

HARRIS COUNTY EMERGENCY SERVICES
DISTRICT #1

[Signature]
Caryn Papantonakis
Attorney for the District



SEAL

\*Persons wishing to speak before the board may speak one time only and will be limited to 5 minutes per speaker



OCT 22 2024  
✓ President: Shirley Reed  
treas. Secretary: [Signature]

**HARRIS COUNTY EMERGENCY SERVICES DISTRICT #1  
BOARD OF COMMISSIONERS  
SPECIAL MEETING  
MINUTES – October 9, 2024**

1. **Call to Order:** Shirley Reed called the meeting to order at 1:11 pm.
2. **Moment of Silence and Pledge of Allegiance:** Tabled
3. **Roll Call of Commissioners:** Present at call to order were HCESD-1 Commissioners: President Cathy Sunday, Vice President Shirley Reed, and Treasurer Fred Scibuola. Pete Serna and Virginia Bazan were not present. Also present were Harris County Emergency Corps (HCEC) personnel: President Jeremy Hyde, and Director of Infrastructure Willie Sanders. Consultants from Construction Masters, AGCM, Alpha Testing, S&G Engineering, and Martinez Architects were also present (see sign in sheet).
4. **Adoption of Agenda:** Fred Scibuola made a motion to adopt the agenda as presented. Shirley Reed seconded. Motion carried.
5. **Open Forum:** None.
6. **Open Comments from The Board of Commissioners:** None.
7. **Report from Building Committee:** Mr. Dennis Busby from Construction Masters reported that now water is flowing through the retaining wall in the pond at Station 96 and it is clear water. He is unsure about the source of the water. He is also trying to de-water the pond without the use of a third-party contractor, but not sure if he will be able to accomplish this. It was discussed that the original Alpha environmental report showed water in the soil at those depths. If they are able to de-water the pond, the consultants agreed that the action in the proposed change order will suffice with adding geo-liner and rock to the bottom of the pond. The Commissioners all agreed that they want to make sure that whatever action is taken is a long-term solution. The Commissioners were all concerned about future erosion of soil with flowing water. Mr. Busby stated that he would gather additional information in the next couple of weeks to present to the board.
8. **Possible Action on Building Committee Report:** Fred Scibuola made a motion to further investigate the source of the groundwater coming into the pond and to authorize Construction Masters to work with Alpha Testing if needed for additional environmental reports. Seconded by Shirley Reed. Motion Carried.
9. **Discuss and Possibly Approve Change Orders for Future Station 96:** Tabled.
10. **Adjourn to Closed Session:** None.
11. **Possible action on closed session:** None.
12. **Announce next Board meeting:** The Regular Board of Commissioner's meeting will be held on Tuesday, October 22 10:00 am. There will be a Building Committee Meeting on October 21 at 1:00 pm.
13. **Adjourn:** Fred Scibuola made a motion to adjourn. Motion carried. Meeting adjourned at 2:00 pm.



**HARRIS COUNTY EMERGENCY SERVICES DISTRICT #1  
BOARD OF COMMISSIONERS  
REGULAR MEETING  
MINUTES – September 24, 2024**

1. **Call to Order:** Cathy Sunday called the meeting to order at 09:59 am.
2. **Moment of Silence and Pledge of Allegiance:** Cathy Sunday called for a moment of silence and followed with the Pledge of Allegiance at 10:01 am.
3. **Roll Call of Commissioners:** Present at call to order were HCESD-1 Commissioners: President Cathy Sunday, Treasurer Fred Scibuola, Asst. Treasurer Pete Serna, Secretary Virginia Bazan, and Melissa Morton with The Morton Accounting along with Legal Counsel Caryn Papantonakis. Also present were Harris County Emergency Corps (HCEC) personnel: President Jeremy Hyde, Vice President of Operations Heath White, Vice President of Administration Keir Vernon, and Executive Administrative Asst. Michelle Sterling along with Legal Counsel Mark Smith. Guests present were Vince Grainger with AG/CM. Vice President Shirley Reed was not present.
4. **Adoption of Agenda:** Fred Scibuola made a motion to adopt the agenda as presented. Motion carried.
5. **Open Forum:** None.
6. **Open Comments from the Board of Commissioners:** National night out will be held on October 1<sup>st</sup> from 5:00 pm to 8:00 pm per Fred Scibuola. Pete Serna suggested looking over the assistance from FEMA. Cathy Sunday thanked Jeremy Hyde and the Strike team for helping her recently.
7. **Review and possibly approve all Meeting Minutes:** Motion to approve all meeting as presented was made by Fred Scibuola. Motion carried.
8. **Report from Building Committee:** Vince Grainger stated that Station 93 is waiting on electric meter and the station should be completed next month. Station 96 is awaiting permanent power as it is now tied to other tasks before the power can be released to the station. The interior cannot begin until there is power. The pond has a couple of issues to discuss. With further investigation there is a ton of crawfish that have eaten the soil under the ramp. The solution is to dig out the entire area and stabilize the soil. The Geotech engineer will give suggestions for stabilizing the soil once excavation is complete. The ramp will most likely be removed and a geotech liner added. The second issue is that the pond has held water since Hurricane Beryl. When the Geotech engineer did the original boring of the pond there was no water. Mr. Grainger recommends having Construction Masters, civil engineer, Geotech engineer, and pond designer engineer to speak to the Board to discuss these issues. If a redesign of the pond needs to happen, it will need new permitting and the entire process will be delayed for completion.
9. **Possible action on Building Committee report:** None.

APPROVED  
Harris County ESD #1  
Board of Commissioners

OCT 22 2024

✓ President:

Secretary:

treas

info@hcesd-1.org  
Phone: 281-449-3131  
Fax: 281-227-3335

10. **Discuss and possibly approve MUD water project at future station 96:** The original estimate from MUD for watermain was approximately \$200k with an additional scope for loop watermain system estimated at \$181k. The county has now gone back and is no longer requiring the loop scope. The quote now is for approximately \$373k for the original scope. Estimate increased due to the original estimate not having all items included by engineers as it was originally completed prior to permitting. Melissa Morton has been in contact with MUD about this and the amount is included in the unpaid bills report. Motion to approve MUD water project in the amount of \$373,780.00 with the first payment of \$122,020.00 to be paid today was made by Pete Serna. Motion carried.
  
11. **Discuss and possibly approve The Morton Accounting Services' monthly report and authorize payment of bills:** Melissa Morton gave the report as follows: At the beginning of August, the Harris County Emergency Services District No 1 (HCESD No 1) beginning Operating Fund Balance was \$18,536,189. During the month, HCESD No 1 received \$145,361 in revenue – the majority of which came from TexPool Interest. HCESD No 1 processed \$1,998,269 in disbursements during the month. 96% of this balance is payments to HCEC for monthly services (\$1,669,951) and to Construction Masters (\$244,861) for Building Improvements. The ending balance as of August 31, 2024 is \$16,683,280. During August, the opening balance for the Texas Class Prime Investment account was \$18,484,334. We received \$41,054 from the general texpool account, \$40,873 from the Gov HCESD#1 account, and \$409 from the Gov Capital Project account. The ending interest rate was 5.4314% for Texas Class Prime and 5.2539% for Texas Class Gov. The ending balance for August was \$16,566,669. See page 3 for the "Investment" Report. The invoices pending board approval total \$2,307,162. The new credit cards arrived and were given to Board members. Old cards should be shredded. Virginia Bazan's credit card has a misspelling for last name. She returned card to Mrs. Morton for correction. Arbitrage training was last week and she is working on seeing if there are any potential liabilities by performing an analysis. Motion was made by Fred Scibuola to approve The Morton Accounting Services' monthly report and authorize payment of bills. Motion carried.
  
12. **Possible action on The Morton Accounting Services' monthly report:** None.
  
13. **Discuss and possibly approve 2024 budget:** Tabled.
  
14. **Discuss and propose 2024 Tax Rate:** Melissa Morton stated that there are 2 different calculations: standard and alternative. Alternative is a less conservative calculation because it is based on the last 5 year's actual disputed value. The alternative revenue tax rate calculation will give you a higher amount as it is based on our actual 5-year history. Alt 6 tax rate calculation is 0.084477. Standard calculation tax rate is 0.082897. Motion to approve Alt 6 tax rate of 0.084477 was made by Fred Scibuola. Motion carried.
  
15. **Designate date of public hearing regarding 2024 Tax Rate:** Mark Smith recommends holding public hearing followed by approving the budget and then adopt the tax rate. Public hearing will be held on October 22, 2024 at 9:30 am.
  
16. **Authorize publication of notes of public hearing regarding 2024 Tax Rate:** This will be posted in the Houston Chronicle.
  
17. **Discuss and possibly approve purchase of fleet vehicles:** Jeremy Hyde stated that HCEC needs 2 F-350 Chassis totaling \$63,985.00. Additionally, 2 Tahoe's are needed totaling \$105,400.00. Motion to approve purchase of fleet vehicles in the amount of \$233,370.00 was made by Fred Scibuola. Motion carried.

18. **Harris County Emergency Corps Report:** HCEC report was given by Mr. Hyde as follows:

- HCEC responded to 2658 911 calls this month, compared to 2622 in the previous month. Response time is 9:09.
- HCEC is submitting FEMA requests to help offset the replacement radio tower at Bender.
- HCEC held a management meeting to discuss employee survey trends, a new software application, and employee mental health.
- HCEC held Case Review this month where Paramedics present their unusual or challenging calls.
- Our IT/Comm departments continue to work to deploy the newest CAD software system in the first quarter of 2025.
- Vehicle Accidents last month: 2 (minor)
- Vehicle Maintenance Reports last month: 30

Mr. Hyde recognized Virginia Bazan and Keir Vernon's birthdays. Additionally, Jennifer Whittredge recognized Comm employees, Jennifer Rodriguez and Jennifer Bates, for providing food for the Fire Dept. during an emergency call. They go above and beyond to assist our neighboring departments during times of need.

19. **Possible action on Harris County Emergency Corps Report:** None.

20. **Adjourn to closed session:** None.

21. **Possible action on closed session:** None.

22. **Announce next Board meeting:** The Regular Board of Commissioners meeting will be held on Tuesday, October 22, 2024 at 10:00 am following the public hearing at 9:30.

23. **Adjourn:** Fred Scibuola made a motion to adjourn. Motion carried. Meeting adjourned at 11:59 am.





**HCESD 1 – EMS STATION #93**  
**MONTHLY STATUS REPORT**  
**PERIOD: 10/1/2024 - 10/31/2024**

This is a status summary for HCESD 1 – EMS Station #93 for the period referenced above. This Report may include information that has become available prior to issuance of this report. Information presented within this report is a general indicator of the progress and performance on the project.

|                               |                      |                    |                |
|-------------------------------|----------------------|--------------------|----------------|
| OWNER:                        | Harris County ESD #1 | POINT OF CONTACT:  | Jeremy Hyde    |
| DESIGN/BUILD TEAM:            | Construction Masters | POINT OF CONTACT:  | Dennis Busby   |
| ORIGINAL CONTRACT COMPLETION: | 10/1/2024            | ORIGINAL CONTRACT: | \$3,200,000.00 |
| CURRENT CONTRACT COMPLETION:  | 10/1/2024            | CURRENT CONTRACT:  | \$3,187,599.98 |
| DAYS EXTENDED:                | 0                    | DELIVERY METHOD:   | Design-Build   |

**PROJECT HEALTH INDICATOR**

| METRIC    | POOR | AT RISK | AVERAGE  | GOOD     | EXCELLENT |
|-----------|------|---------|----------|----------|-----------|
| SCHEDULE: |      |         | <b>X</b> |          |           |
| BUDGET:   |      |         |          | <b>X</b> |           |
| QUALITY:  |      |         |          | <b>X</b> |           |



### **Summary of Work During this Period**

1. Interior Buildout
  - a. Install millwork and counters – Completed
  - b. Install plumbing fixtures – Completed
  - c. Energize building – Completed
  - d. HVAC startup – Completed
  - e. Resilient flooring – Completed
  - f. Carpet – Completed
  - g. Final paint – In Progress

### **Project Schedule Review**

1. Milestones Achieved to Date
  - a. Receipt of permits – 9/23
  - b. Mobilization - 10/23
  - c. Demolition of existing structure – 10/23
  - d. Pour foundation – 12/23
  - e. Structural steel erection – 2/24
  - f. Sitework completed – 4/24
  - g. Complete building exterior – 9/24
  - h. Energize building – 10/24
  - i. HVAC startup 10/24
2. Milestones Anticipated Next Period
  - a. Complete building interior – 10/24
  - b. Punchout and inspections – 11/24
  - c. Substantial completion and turnover – 11/24



3. Schedule Performance (Baseline vs Actual)

Current scheduled substantial completion date is 11/5/24 (see attached schedule). This is after the 10/1/24 contractual substantial completion date. Building turnover is scheduled for 11/12/24.

**Budget Status**

- 1. Contract Status
  - a. Original Contract Value: \$3,200,000.00
  - b. Approved Change Orders: (\$12,400.02)
  - c. Current Contract Value: \$3,187,599.98
  - d. Amount Completed and Stored to Date (incl. retainage): \$2,948,657.00
  - e. Percent Complete to Date: 92.50%
- 2. Change Orders
  - a. Approved Change Orders (\$12,400.02)
  - b. Pending Change Orders \$0.00
  - c. Denied/Declined Change Orders \$0.00
- 3. Comments
  - No pending change order requests.

**Construction Quality**

- 1. Non-conforming work this period
  - a. None
- 2. Critical Observations
  - a. This Period:
    - i. Observation of interior finish material installations
    - ii. Observation of energizing of building and HVAC startup
    - iii. Exterior punch list
  - b. Anticipated next Period:
    - i. Continued observation of interior finish material installations
    - ii. Punchout and final inspections
    - iii. Owner training, occupancy, and closeout
- 3. Comments
  - In general, quality has been per plans and specifications.


**Pending Issues**

1. None

**Owner Action Items**

1. None

**Photos**




**10/9/24 Electric meter installed**




**10/16/24 Apparatus bay polished concrete underway**



**10/16/24 Kitchen area progress**



**10/16/24 Carpet installation underway**



**10/16/24 Comcast fiber pulled to IT room**



**HCESD 1 – EMS STATION #96  
MONTHLY STATUS REPORT  
PERIOD: 10/1/2024 - 10/31/2024**

This is a status summary for HCESD 1 – EMS Station #96 for the period referenced above. This Report may include information that has become available prior to issuance of this report. Information presented within this report is a general indicator of the progress and performance on the project.

|                                      |                      |                           |                |
|--------------------------------------|----------------------|---------------------------|----------------|
| <b>OWNER:</b>                        | Harris County ESD #1 | <b>POINT OF CONTACT:</b>  | Jeremy Hyde    |
| <b>DESIGN/BUILD TEAM:</b>            | Construction Masters | <b>POINT OF CONTACT:</b>  | Dennis Busby   |
| <b>ORIGINAL CONTRACT COMPLETION:</b> | 10/1/2024            | <b>ORIGINAL CONTRACT:</b> | \$3,719,000.00 |
| <b>CURRENT CONTRACT COMPLETION:</b>  | 10/1/2024            | <b>CURRENT CONTRACT:</b>  | \$3,912,548.08 |
| <b>DAYS EXTENDED:</b>                | 0                    | <b>DELIVERY METHOD:</b>   | Design-Build   |

**PROJECT HEALTH INDICATOR**

| METRIC    | POOR | AT RISK | AVERAGE | GOOD | EXCELLENT |
|-----------|------|---------|---------|------|-----------|
| SCHEDULE: | X    |         |         |      |           |
| BUDGET:   | X    |         |         |      |           |
| QUALITY:  |      |         |         | X    |           |



**Summary of Work During this Period**

1. Building Shell
  - a. Metal panel installation – Completed
2. Sitework
  - a. Centerpoint gas underground installation - Completed
3. Interior Buildout
  - a. Install light fixtures/ceiling devices – 90% Complete
  - b. Install plumbing fixtures – 50% Complete

**Project Schedule Review**

1. Milestones Achieved to Date
  - a. Receipt of permits - 9/23
  - b. Mobilization/contractor move-in to existing building - 10/23
  - c. Pour foundation – 11/23
  - d. Structural steel erection – 2/24
  - e. Demolition of existing structure – 3/24
  - f. Complete building exterior – 10/24
2. Milestones Anticipated Next Period
  - a. Submit pond redesign for permitting – 10/24
  - b. Begin MUD watermain construction – 10/24

3. Schedule Performance (Baseline vs Actual)

After discussion of the pond re-design at the October board meeting, Construction Masters will submit the design for permitting approval. Approval is estimating to take 6-7 weeks. The pond re-work is then estimated to start in the beginning of December and end mid-January.

The MUD watermain construction scope is anticipated to start at the end of October. This work is anticipated to finish at the end of December. No firm schedule has been received yet from the MUD.

Construction Masters is planning to use HCESD1’s generator to temporarily power the building in order to finish the interior prior to receiving permanent power. This is scheduled to begin at the beginning of December and substantial completion scheduled for 1/15/24.





Permanent power is anticipated at the beginning of February, with inspections and building turnover at the end of February.

There are many variables related to the topics above including County permitting, the MUD district, Centerpoint, etc. that could cause this estimated scheduling to change. AGCM will continue to monitor this closely.

**Budget Status**

1. Contract Status
 

|                                                           |                |
|-----------------------------------------------------------|----------------|
| a. Original Contract Value:                               | \$3,719,000.00 |
| b. Approved Change Orders:                                | \$193,548.08   |
| c. Current Contract Value:                                | \$3,912,548.08 |
| d. Amount Completed and Stored to Date (incl. retainage): | \$3,513,070.05 |
| e. Percent Complete to Date:                              | 89.79%         |
  
2. Change Orders
 

|                                  |              |
|----------------------------------|--------------|
| a. Approved Change Orders        | \$193,548.08 |
| b. Pending Change Orders         | \$157,169.71 |
| c. Denied/Declined Change Orders | \$0.00       |
  
3. Comments
  - a. CPR 6 Pond Changes – This pending change order proposal is related to the pond redesign. This includes pricing to remove the ramp, redo the bottom of the pond per the new design, de-water the pond area, and install an access ladder. After recent discussions, items in this proposal will likely change. The soil stabilization portion will change to a Geo-grid product to assist with stabilization during and after construction. Also Construction Masters will be performing the de-watering, instead of the de-watering contractor listed in the proposal. After discussion at the board meeting, the final pricing will be submitted for the November board meeting.

**Construction Quality**

1. Non-conforming work this period
  - a. None
  
2. Critical Observations
  - a. This Period:
    - i. Observation of pond conditions
  - b. Anticipated next Period:
    - i. Observation of MUD watermain installation
  
3. Comments:
 

In general, quality has been per plans and specifications.

**Pending Issues**

1. Permanent power – See above explanation in the Project Schedule Review.
2. MUD watermain installation – See above explanation in the Project Schedule Review.
3. Detention pond – See above explanation in the Project Schedule Review and Budget Status.

**Owner Action Items**

1. Discuss the pond redesign proposed by Construction Masters related to the detention pond issues.

**Photos**



**10/9/24 Kitchen area progress**



**10/9/24 Apparatus bay progress**



**10/18/24 Pond drying status**



**10/18/24 Pond drying status**



P.O. Box 1587 – Pearland, Texas 77588 – 281/997-2640 – Fax: 281 / 485-4702

Change Proposal Request

Project: HCESD No 1 EMS Stations 96  
Date: 10/3/24  
Change Proposal No: 06 – Pond Changes  
To: AG/CM Inc  
Attn: Vince Grainger

Construction Masters proposes to make the following changes to the original scope for work for the HCESD No 1 EMS Stations 96:

|                                                                |           |                   |
|----------------------------------------------------------------|-----------|-------------------|
| Texas Civil                                                    | \$        | 93,497.00         |
| Griffin                                                        | \$        | 56,000.00         |
| Mics. Specialties                                              | \$        | 5,350.00          |
| Subtotal                                                       | \$        | 154,847.00        |
| OH&P                                                           | \$        | -                 |
| Additional Bond Premium (2.5% up to \$100K; 1.5% up to \$500K) | \$        | 2,322.71          |
| <b>Total Change Proposal Request</b>                           | <b>\$</b> | <b>157,169.71</b> |

Scope Changes:

1. Pond Redesign
2. Ships Ladder
3. Dewatering – Note this is worst case. CM is still attempting to self-perform this scope, if successful this amount will drop considerably.

Attached Quotes: Texas Civil, Griffin and Mics Specialties.

Dennis Busby  
Construction Masters of Houston, Inc

APPROVED  
Harris County ESD #1  
Board of Commissioners

OCT 28 2024

President: \_\_\_\_\_  
Secretary: \_\_\_\_\_  
*fre cas*



# TEXAS CIVIL CONSTRUCTION LLC

CONCRETE UTILITIES EARTH WORK

Houston Tx. 77040

713-857-6197

09/18/2024

Attn- Dennis Busby/ Construction Masters of Houston

Ref- Additional work order EMS #96

We at Texas Civil Construction are submitting the following Additional Work Order to your company, Construction Masters of Houston, for the project referenced above. Price includes costs for all labor, materials, equipment and trucking to complete the scoped of work listed below.

1. Excavate bottom of pond to achieve new proposed grades. Haul off spoils.
2. Stabilize bottom of pond 6' thick with Portland Cement- Type 1-2 at 20 lbs. per square foot (3410 sq ft) (3 pallets cement) Same process as paving area
3. Place 12" Portland cement mix under proposed inlet box (2 feet past outside edge of box) and install proposed cast in place inlet.
4. Excavate for perforated pipe. Haul off spoils.
5. Place filter fabric, 10" pipe with boot and drain rock. Tie into inlet.
6. Place geo fabric (2 rolls) and drain rock (160 tons) throughout the bottom of pond (3410 sq ft) compacted Thickness and finish grade per revised plan.
7. Removal of approximately 70' of wall for repair
  - a. Excavate behind wall in 3 coarse increments removing block, set aside for future use, gravel, sand and geo grid. Haul off spoils.
  - b. Remove and replace soil at footer void with Portland cement mix.
8. Install pond wall per new layout.
  - a. Wall to be installed per Keystone shop drawings.
  - b. All spoils from excavation to be hauled off (90 loads)
  - c. 60 loads clean sand, 160 tons pea gravel and 20 tons crushed gravel to be hauled in
  - d. 5 pallets of block, 4 rolls geo grid and 2 rolls geo fabric will be needed.
  - e. Month rental for excavator, skid steer and compaction equipment
  - f. Trucking and hauling for all aggregate materials.



# TEXAS CIVIL CONSTRUCTION LLC

CONCRETE UTILITIES EARTH WORK

Houston Tx. 77040

713-857-6197

## Cost Breakdown-

1. 1 month 308 excavator rental- 5,250
2. 1 month 259 skid steer- 4,200
3. 1 month roller- 3,675
4. Diesel- 500-gallon Moffit- 2,500
5. 60 loads clean sand- 11,175
6. 12 loads pea gravel- 10,800
7. 160 tons of gravel- 8,700
8. 5 pallets Regal Stone- 2,500
9. 70 loads haul off- 7,000.
10. 18 tons crushed gravel- 750.
11. 4 rolls filter fabric- 3360
12. 4 rolls geo grid- 1800
13. Materials for cast in place inlet/ pipe- 2625

Total- 64,335

Labor- 35,000

Credit back for 834 sq ft pond concrete-5838.

Total to complete- 93,497.

Mike Schroeder TCC



P.O. BOX 2401 | SPRING, TX 77383  
(281)351-1177 | FAX (281)351-1144

Construction Masters

DATE: 10/1/24

RE: Misc Steel

PROJECT: ESD #1 Station 96

Attn: Dennis

ARCHITECT: Martinez

ADDENDA:

**We Propose To Furnish Material Only Outlined As Follows:**

---

---

Station 96

15' - Galvanized Ships Ladder

Total Add.....\$5,350.00

**EXCLUSIONS AS FOLLOWS:**

---

- |                                                             |                             |                             |
|-------------------------------------------------------------|-----------------------------|-----------------------------|
| <input checked="" type="checkbox"/> a. ERECTION             | <input type="checkbox"/> e. | <input type="checkbox"/> i. |
| <input checked="" type="checkbox"/> b. SALES TAX            | <input type="checkbox"/> f. | <input type="checkbox"/> j. |
| <input checked="" type="checkbox"/> c. P/E STAMPED DRAWINGS | <input type="checkbox"/> g. | <input type="checkbox"/> k. |
| <input checked="" type="checkbox"/> d. TESTING OF ANY KIND  | <input type="checkbox"/> h. | <input type="checkbox"/> l. |





October 3, 2024

23100353

Construction Masters of Houston  
2947 Washington Dr., Houston, TX, 77038,

Change Order #001

Attn: Dennis Busby  
Phone: 281-780-3871  
Email: dennis@cmhou.com

Re: EMS Station 96 - Detention Pond-Houston, Texas

Dear Dennis,

It is mutually agreed that the Subcontract Agreement, between Griffin Dewatering, LLC, dated January 8, 2024, is hereby amended to include all labor, material, equipment and supervision to perform the following:

- Install a wellpoint system approximately 300LF perimeter inside the existing pond \$47,500.00
- Rental of wellpoint system monthly 8,500.00

**Amount of this Change Order**

**\$56,000.00**

It is understood and agreed that this contract adjustment includes complete compensation for all costs incurred, directly or indirectly attributable to the changes ordered, including, without limitation, all delays related to and arising out of the change and all impacts of any kind including direct, Indirect and cumulative.

All other terms and conditions of the Subcontract remain unchanged.

**SIGNATURES:**

**Griffin Dewatering, LLC**

**Construction Masters of Houston**

Name: \_\_\_\_\_

Name: \_\_\_\_\_

Signature: \_\_\_\_\_

Signature: \_\_\_\_\_

Date: \_\_\_\_\_

Date: \_\_\_\_\_

PROFESSIONAL SEAL



LOGO/CONTACT  
**S & G**  
ENGINEERING  
CONSULTANTS, LLC  
2947 WASHINGTON DRIVE  
HOUSTON, TEXAS 77038  
713.865.1100  
www.sandgeng.com


DESIGN TEAM  
PROJECT MANAGER: [Name]  
DESIGNER: [Name]  
CHECKER: [Name]  
DATE: [Date]

**HC ESD 1 - EMERGENCY  
MEDICAL STATION 96**  
HARRIS COUNTY EMERGENCY SERVICES DISTRICT NO. 1  
2947 WASHINGTON DRIVE  
HOUSTON, TEXAS 77038

PROJECT NO. MA 2006-08  
DATE: 12 SEPT 2013

ISSUE NO. 1  
DATE: 12 SEPT 2013

GRADING PLAN  
**C201**



REVISIONS

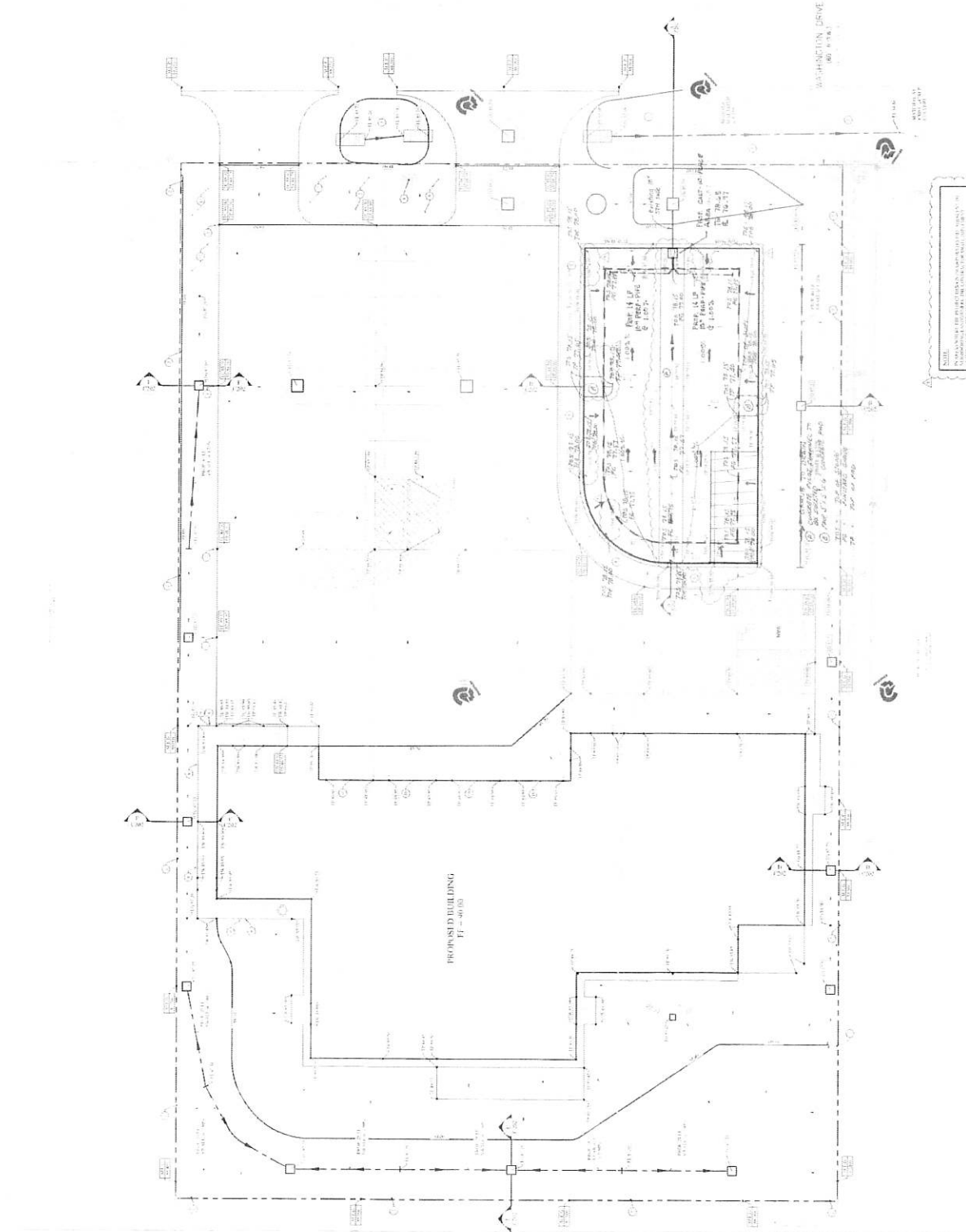
| NO. | DATE     | DESCRIPTION |
|-----|----------|-------------|
| 1   | 12/12/13 | ISSUE NO. 1 |

- NOTES:**
1. ALL GRADING SHALL BE IN ACCORDANCE WITH THE LATEST EDITIONS OF THE TEXAS GRADING AND DRAINAGE ACT AND THE TEXAS GRADING AND DRAINAGE REGULATIONS.
  2. ALL GRADING SHALL BE IN ACCORDANCE WITH THE LATEST EDITIONS OF THE TEXAS GRADING AND DRAINAGE ACT AND THE TEXAS GRADING AND DRAINAGE REGULATIONS.
  3. ALL GRADING SHALL BE IN ACCORDANCE WITH THE LATEST EDITIONS OF THE TEXAS GRADING AND DRAINAGE ACT AND THE TEXAS GRADING AND DRAINAGE REGULATIONS.
  4. ALL GRADING SHALL BE IN ACCORDANCE WITH THE LATEST EDITIONS OF THE TEXAS GRADING AND DRAINAGE ACT AND THE TEXAS GRADING AND DRAINAGE REGULATIONS.
  5. ALL GRADING SHALL BE IN ACCORDANCE WITH THE LATEST EDITIONS OF THE TEXAS GRADING AND DRAINAGE ACT AND THE TEXAS GRADING AND DRAINAGE REGULATIONS.
  6. ALL GRADING SHALL BE IN ACCORDANCE WITH THE LATEST EDITIONS OF THE TEXAS GRADING AND DRAINAGE ACT AND THE TEXAS GRADING AND DRAINAGE REGULATIONS.
  7. ALL GRADING SHALL BE IN ACCORDANCE WITH THE LATEST EDITIONS OF THE TEXAS GRADING AND DRAINAGE ACT AND THE TEXAS GRADING AND DRAINAGE REGULATIONS.
  8. ALL GRADING SHALL BE IN ACCORDANCE WITH THE LATEST EDITIONS OF THE TEXAS GRADING AND DRAINAGE ACT AND THE TEXAS GRADING AND DRAINAGE REGULATIONS.
  9. ALL GRADING SHALL BE IN ACCORDANCE WITH THE LATEST EDITIONS OF THE TEXAS GRADING AND DRAINAGE ACT AND THE TEXAS GRADING AND DRAINAGE REGULATIONS.
  10. ALL GRADING SHALL BE IN ACCORDANCE WITH THE LATEST EDITIONS OF THE TEXAS GRADING AND DRAINAGE ACT AND THE TEXAS GRADING AND DRAINAGE REGULATIONS.

THIS GRADING PLAN SHALL BE CONSIDERED VALID ONLY IF USED IN CONJUNCTION WITH THE OTHER GRADING PLANS AND SPECIFICATIONS FOR THIS PROJECT. ANY CHANGES TO THIS GRADING PLAN SHALL BE MADE BY A REGISTERED PROFESSIONAL ENGINEER AND SHALL BE INDICATED BY A REVISION.

NO PORTION OF THIS GRADING PLAN SHALL BE USED FOR ANY OTHER PROJECT WITHOUT THE WRITTEN CONSENT OF S & G ENGINEERING CONSULTANTS, LLC.

THE GRADING PLAN IS THE PROPERTY OF S & G ENGINEERING CONSULTANTS, LLC. IT IS TO BE USED ONLY FOR THE PROJECT AND SITE SPECIFICALLY IDENTIFIED HEREON. IT IS NOT TO BE REPRODUCED, COPIED, OR TRANSMITTED IN ANY FORM OR BY ANY MEANS, ELECTRONIC OR MECHANICAL, INCLUDING PHOTOCOPYING, RECORDING, OR BY ANY INFORMATION STORAGE AND RETRIEVAL SYSTEM, WITHOUT THE WRITTEN PERMISSION OF S & G ENGINEERING CONSULTANTS, LLC.



**NOTE:**

1. ALL GRADING SHALL BE IN ACCORDANCE WITH THE LATEST EDITIONS OF THE TEXAS GRADING AND DRAINAGE ACT AND THE TEXAS GRADING AND DRAINAGE REGULATIONS.

2. ALL GRADING SHALL BE IN ACCORDANCE WITH THE LATEST EDITIONS OF THE TEXAS GRADING AND DRAINAGE ACT AND THE TEXAS GRADING AND DRAINAGE REGULATIONS.

3. ALL GRADING SHALL BE IN ACCORDANCE WITH THE LATEST EDITIONS OF THE TEXAS GRADING AND DRAINAGE ACT AND THE TEXAS GRADING AND DRAINAGE REGULATIONS.

4. ALL GRADING SHALL BE IN ACCORDANCE WITH THE LATEST EDITIONS OF THE TEXAS GRADING AND DRAINAGE ACT AND THE TEXAS GRADING AND DRAINAGE REGULATIONS.

5. ALL GRADING SHALL BE IN ACCORDANCE WITH THE LATEST EDITIONS OF THE TEXAS GRADING AND DRAINAGE ACT AND THE TEXAS GRADING AND DRAINAGE REGULATIONS.

6. ALL GRADING SHALL BE IN ACCORDANCE WITH THE LATEST EDITIONS OF THE TEXAS GRADING AND DRAINAGE ACT AND THE TEXAS GRADING AND DRAINAGE REGULATIONS.

7. ALL GRADING SHALL BE IN ACCORDANCE WITH THE LATEST EDITIONS OF THE TEXAS GRADING AND DRAINAGE ACT AND THE TEXAS GRADING AND DRAINAGE REGULATIONS.

8. ALL GRADING SHALL BE IN ACCORDANCE WITH THE LATEST EDITIONS OF THE TEXAS GRADING AND DRAINAGE ACT AND THE TEXAS GRADING AND DRAINAGE REGULATIONS.

9. ALL GRADING SHALL BE IN ACCORDANCE WITH THE LATEST EDITIONS OF THE TEXAS GRADING AND DRAINAGE ACT AND THE TEXAS GRADING AND DRAINAGE REGULATIONS.

10. ALL GRADING SHALL BE IN ACCORDANCE WITH THE LATEST EDITIONS OF THE TEXAS GRADING AND DRAINAGE ACT AND THE TEXAS GRADING AND DRAINAGE REGULATIONS.

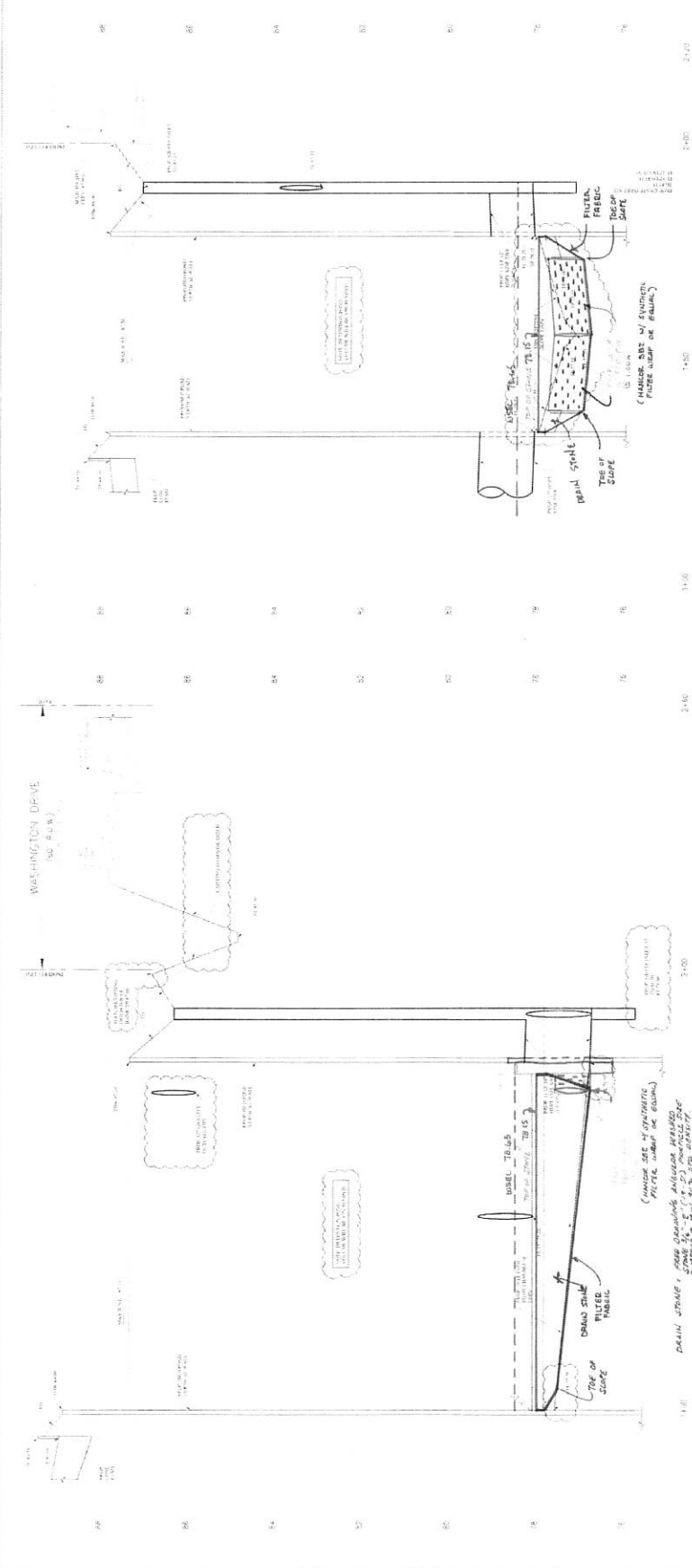


**LOGO/CONTACT**  
**S & G**  
 ENGINEERING  
 CONSULTANTS, LLC

**DESIGN TEAM**  
 ARCHITECTS: [Firm Name]  
 ENGINEERS: [Firm Name]  
 LANDSCAPE ARCHITECTS: [Firm Name]  
 PLANNING: [Firm Name]  
 CIVIL ENGINEERS: [Firm Name]  
 ELECTRICAL ENGINEERS: [Firm Name]  
 MECHANICAL ENGINEERS: [Firm Name]

**HC ESD 1 - EMERGENCY  
 MEDICAL STATION 96**  
 HARRIS COUNTY EMERGENCY SERVICES DISTRICT NO. 1  
 2947 WASHINGTON DRIVE  
 HOUSTON, TEXAS 77038

PROJECT No: MA 2002-08  
 DATE: 12 SEPT 2003  
 ISSUE: [Number]  
 REVISIONS: [List]



CROSS SECTIONS  
**C202**



**HCESD No 1 Monthly Financial Report Summary**  
**September Board Meeting**  
**Tuesday, October 22, 2024**

At the beginning of September, the Harris County Emergency Services District No 1 (HCESD No 1) beginning Operating Fund Balance was \$16,683,280. During the month, HCESD No 1 received \$121,139 in revenue – the majority of which came from Texas Class Interest. HCESD No 1 processed \$2,307,162 in disbursements during the month. 94% of this balance is payments to HCEC for monthly services (\$1,844,213) and to Construction Masters (\$328,515) for Building Improvements. The ending balance as of September 30, 2024 is \$14,497,258.

During September, the opening balance for the Texas Class Prime Investment account was \$16,566,669. We received in interest \$36,839 from the Prime General Texas Class account, \$31,569 from the Gov HCESD#1 account, and \$300 from the Gov Capital Project account. The ending interest rate was 5.2917% for Texas Class Prime and 5.1057% for Texas Class Gov. The ending balance for September was \$14,435,378. See page 3 for the “Investment” Report.

The invoices pending board approval total \$2,176,754 See page 4 for “Unpaid Bills Detail” report.

APPROVED  
Harris County ESD #1  
Board of Commissioners

OCT 22 2024

✓ President:

Secretary:

treas

**Harris County ESD No 1  
General Operating Fund  
As of September 30, 2024**

**General Operating Fund**

**BEGINNING BALANCE:** 16,683,280.47

**REVENUE**

|                      |           |                                 |                   |
|----------------------|-----------|---------------------------------|-------------------|
| Deposits             | 52,186.87 | Tax and Receivable Revenue      |                   |
| Interest             | 244.08    | Savings Interest                |                   |
| Interest             | 36,838.93 | Texpool Interest                |                   |
| Interest             | 31,568.99 | Texpool Interest - Gov HCESD#1  |                   |
| Interest             | 300.39    | Texpool Interest - Gov Cap Proj |                   |
| <b>Total Revenue</b> |           |                                 | <b>121,139.26</b> |

**DISBURSEMENTS**

|       |                                |              |                            |
|-------|--------------------------------|--------------|----------------------------|
| 16017 | Pete Serna                     | 1,000.00     | Commissioner Reimbursement |
| ACH   | Caryn Papantonakis             | 6,000.00     | Legal                      |
| ACH   | Construction Masters           | 328,515.02   | Building Improvements      |
| ACH   | HCEC                           | 1,844,213.43 | Monthly Payment            |
| ACH   | Oak Interactive LLC            | 450.00       | Website Maint              |
| ACH   | Mount Houston Road MUD         | 122,020.00   | Design Costs               |
| ACH   | The Morton Accounting Services | 4,963.41     | CPA                        |

**Total Disbursements** 2,307,161.86

**ENDING BALANCE:** 14,497,257.87

**9/30/2024**

**Balance**

**LOCATION OF ASSETS**

|                                |              |
|--------------------------------|--------------|
| Prosperity Operating           | 5,554.19     |
| Prosperity Money Mkt           | 56,326.15    |
| Texas Class - Prime            | 6,875,099.45 |
| Texas Class - Capital Projects | -            |
| Texas Class - Gov HCESD#1      | 7,560,278.08 |
| Texas Class - Gov Cap Proj     | -            |

**Total Account Balance** 14,497,257.87

Harris County Emergency Services District #1  
Quarterly Investment Report  
Monthly Fiscal Year 2024  
September 30, 2024

| Trans Date |               | Capital Project | PRIME           | HCESD#1         | Capital Project | TOTAL            |
|------------|---------------|-----------------|-----------------|-----------------|-----------------|------------------|
|            |               | Texas Class     | Texas Class     | Texas Class GOV | Texas Class GOV |                  |
| 9/1/2024   | Beg. Balance  | \$ (0.00)       | \$ 8,945,934.78 | \$ 7,528,709.09 | \$ 92,025.35    | \$ 16,566,669.22 |
|            |               |                 | -               |                 | -               | -                |
| 9/24/2024  | Withdrawal    |                 | (2,200,000.00)  | -               | -               | (2,200,000.00)   |
| 9/24/2024  | Transfer      |                 | 92,325.74       | -               | -               | 92,325.74        |
| 9/24/2024  | Transfer      | -               | -               | -               | (92,325.74)     | (92,325.74)      |
| 9/30/2024  | Class 5.2917% | -               | 36,838.93       |                 | -               | 36,838.93        |
| 9/30/2024  | Gov 5.1057%   |                 |                 | 31,568.99       | 300.39          | 31,869.38        |
|            |               |                 |                 |                 |                 |                  |
| 9/30/2024  | End Balance   | \$ (0.00)       | \$ 6,875,099.45 | \$ 7,560,278.08 | \$ 0.00         | \$ 14,435,377.53 |

The investments for the District for the period are in compliance with the Public Funds Investment Act, the District's investment policy and the District's investment strategy.

Investment Officer:  Page 3

4:32 PM

10/18/24

**Harris County ESD No. 1 - GOF**  
**Unpaid Bills Detail**  
 As of October 18, 2024

| Type                                         | Date       | Num                  | Memo                                                  | Due Date   | Open Balance               |
|----------------------------------------------|------------|----------------------|-------------------------------------------------------|------------|----------------------------|
| <b>AG CM Inc.</b>                            |            |                      |                                                       |            |                            |
| Bill                                         | 09/01/2024 | 11826R               | Project Management Support #93 & 96 -August 2024      | 09/11/2024 | 31,543.10                  |
| Bill                                         | 09/30/2024 | 11901                | Project Management Support #93 & 96 -September 2024   | 10/10/2024 | 15,760.50                  |
| Total AG CM Inc.                             |            |                      |                                                       |            | 47,303.60                  |
| <b>Caryn Papantonakis</b>                    |            |                      |                                                       |            |                            |
| Bill                                         | 10/11/2024 |                      | Legal Fees                                            | 10/21/2024 | 6,000.00                   |
| Total Caryn Papantonakis                     |            |                      |                                                       |            | 6,000.00                   |
| <b>Construction Masters of Houston, Inc.</b> |            |                      |                                                       |            |                            |
| Bill                                         | 09/30/2024 | Pay Request 19-93&96 | Pay Request 18 - Total Contract \$302,500 SEP 2024    | 10/10/2024 | 8,925.00                   |
| Bill                                         | 09/30/2024 | Pay App 013 Const    | Pay App 012 93 & 96 Construction Phase SEPTEMBER 2024 | 10/10/2024 | 286,696.19                 |
| Total Construction Masters of Houston, Inc.  |            |                      |                                                       |            | 295,621.19                 |
| <b>HCEC</b>                                  |            |                      |                                                       |            |                            |
| Bill                                         | 09/30/2024 | 03051                | September 2024                                        | 10/10/2024 | 1,820,468.79               |
| Total HCEC                                   |            |                      |                                                       |            | 1,820,468.79               |
| <b>Oak Interactive, LLC</b>                  |            |                      |                                                       |            |                            |
| Bill                                         | 09/30/2024 | 14103                | Monthly Website Maintenance - September 2024          | 10/10/2024 | 450.00                     |
| Total Oak Interactive, LLC                   |            |                      |                                                       |            | 450.00                     |
| <b>The Morton Accounting Services</b>        |            |                      |                                                       |            |                            |
| Bill                                         | 09/30/2024 | 2625                 | SEPTEMBER CPA Services                                | 10/10/2024 | 6,910.04                   |
| Total The Morton Accounting Services         |            |                      |                                                       |            | 6,910.04                   |
| <b>TOTAL</b>                                 |            |                      |                                                       |            | <b><u>2,176,753.62</u></b> |

**Harris County ESD No. 1 - GOF**  
**Profit & Loss Budget vs. Actual**  
 January through September 2024

|                                                        | Jan - Sep 24         | Budget               | \$ Over Budget        | % of Budget   |
|--------------------------------------------------------|----------------------|----------------------|-----------------------|---------------|
| <b>Ordinary Income/Expense</b>                         |                      |                      |                       |               |
| <b>Income</b>                                          |                      |                      |                       |               |
| <b>41000 · Service Revenue</b>                         |                      |                      |                       |               |
| 41100 · HCEC Ambulance Lease Revenue                   | 63,000.00            | 84,000.00            | -21,000.00            | 75.0%         |
| 41200 · HCEC Property Lease Revenue                    | 409,977.00           | 546,636.00           | -136,659.00           | 75.0%         |
| <b>Total 41000 · Service Revenue</b>                   | <b>472,977.00</b>    | <b>630,636.00</b>    | <b>-157,659.00</b>    | <b>75.0%</b>  |
| <b>42000 · Tax Revenues</b>                            |                      |                      |                       |               |
| 42100 · Penalty & Interest                             | 189,671.82           | 200,000.00           | -10,328.18            | 94.8%         |
| 42300 · Tax Revenue                                    | 4,277,776.39         | 23,259,521.00        | -18,981,744.61        | 18.4%         |
| <b>Total 42000 · Tax Revenues</b>                      | <b>4,467,448.21</b>  | <b>23,459,521.00</b> | <b>-18,992,072.79</b> | <b>19.0%</b>  |
| <b>43000 · Other Income</b>                            |                      |                      |                       |               |
| 43100 · Miscellaneous Income                           | 75,556.13            | 5,000.00             | 70,556.13             | 1,511.1%      |
| 43150 · Proceeds from Sale of Asset                    | 0.00                 | 2,000.00             | -2,000.00             | 0.0%          |
| 43200 · Donations & Contributions                      | 8,398.56             | 12,000.00            | -3,601.44             | 70.0%         |
| 43500 · Training & Education                           | 0.00                 | 2,000.00             | -2,000.00             | 0.0%          |
| 43550 · Interest Earned on Checking                    | 48,759.53            | 46,800.00            | 1,959.53              | 104.2%        |
| 43700 · Interest Earned on Temp. Invest                | 846,417.13           | 750,000.00           | 96,417.13             | 112.9%        |
| <b>Total 43000 · Other Income</b>                      | <b>979,131.35</b>    | <b>817,800.00</b>    | <b>161,331.35</b>     | <b>119.7%</b> |
| <b>Total Income</b>                                    | <b>5,919,556.56</b>  | <b>24,907,957.00</b> | <b>-18,988,400.44</b> | <b>23.8%</b>  |
| <b>Gross Profit</b>                                    | <b>5,919,556.56</b>  | <b>24,907,957.00</b> | <b>-18,988,400.44</b> | <b>23.8%</b>  |
| <b>Expense</b>                                         |                      |                      |                       |               |
| 143502 · Commissions Paid from Levy                    | 42,102.40            | 75,000.00            | -32,897.60            | 56.1%         |
| <b>162800 · Facilities &amp; Equipment (DNU)</b>       |                      |                      |                       |               |
| 162805 · Furniture/Equip - Non-Asset                   | 0.00                 | 20,000.00            | -20,000.00            | 0.0%          |
| 162840 · Equip Rental & Maintenance                    | 0.00                 | 25,000.00            | -25,000.00            | 0.0%          |
| <b>Total 162800 · Facilities &amp; Equipment (DNU)</b> | <b>0.00</b>          | <b>45,000.00</b>     | <b>-45,000.00</b>     | <b>0.0%</b>   |
| <b>170000 · Capital Purchases</b>                      |                      |                      |                       |               |
| 17001 · Vehicles                                       | 0.00                 | 565,000.00           | -565,000.00           | 0.0%          |
| 17002 · Buildings                                      | 0.00                 | 6,500,000.00         | -6,500,000.00         | 0.0%          |
| <b>Total 170000 · Capital Purchases</b>                | <b>0.00</b>          | <b>7,065,000.00</b>  | <b>-7,065,000.00</b>  | <b>0.0%</b>   |
| <b>50000 · Commissioner Salaries and Wages</b>         |                      |                      |                       |               |
| 50250 · Commissioner Reimbursement                     | 23,200.00            | 36,000.00            | -12,800.00            | 64.4%         |
| <b>Total 50000 · Commissioner Salaries and Wag...</b>  | <b>23,200.00</b>     | <b>36,000.00</b>     | <b>-12,800.00</b>     | <b>64.4%</b>  |
| <b>51000 · HCEC Program Expense</b>                    |                      |                      |                       |               |
| 51100 · HCEC Contract Expense                          | 14,835,504.78        | 22,521,140.16        | -7,685,635.38         | 65.9%         |
| <b>Total 51000 · HCEC Program Expense</b>              | <b>14,835,504.78</b> | <b>22,521,140.16</b> | <b>-7,685,635.38</b>  | <b>65.9%</b>  |
| <b>52000 · Contract Services (DNU)</b>                 |                      |                      |                       |               |
| 52100 · Accounting Fees                                | 47,241.84            | 55,000.00            | -7,758.16             | 85.9%         |
| 52200 · Audit Fees                                     | 21,900.00            | 23,000.00            | -1,100.00             | 95.2%         |
| 52300 · Legal Fees                                     | 54,000.00            | 72,000.00            | -18,000.00            | 75.0%         |
| 52350 · Outside Contract Services                      | 170,395.40           | 100,000.00           | 70,395.40             | 170.4%        |
| 52550 · Election Expense                               | 8,964.75             | 10,000.00            | -1,035.25             | 89.6%         |
| <b>Total 52000 · Contract Services (DNU)</b>           | <b>302,501.99</b>    | <b>260,000.00</b>    | <b>42,501.99</b>      | <b>116.3%</b> |
| <b>53000 · Operations (DNU)</b>                        |                      |                      |                       |               |
| 53150 · Dues & Subscriptions                           | 5,150.00             | 14,000.00            | -8,850.00             | 36.8%         |
| 53200 · Postage                                        | 0.00                 | 300.00               | -300.00               | 0.0%          |
| 53250 · Computer/Software Support                      | 866.92               | 1,000.00             | -133.08               | 86.7%         |
| 53300 · Printing & Copying                             | 44.10                | 250.00               | -205.90               | 17.6%         |
| 53350 · Legal Notices & Filing Fees                    | 0.00                 | 13,000.00            | -13,000.00            | 0.0%          |
| 53400 · Office Supplies                                | 54.20                | 1,000.00             | -945.80               | 5.4%          |
| <b>Total 53000 · Operations (DNU)</b>                  | <b>6,115.22</b>      | <b>29,550.00</b>     | <b>-23,434.78</b>     | <b>20.7%</b>  |



**Harris County ESD No. 1 - GOF**  
**Profit & Loss Budget vs. Actual**  
**January through September 2024**

|                                                 | Jan - Sep 24         | Budget               | \$ Over Budget        | % of Budget   |
|-------------------------------------------------|----------------------|----------------------|-----------------------|---------------|
| <b>54000 · General and Admin Expenses</b>       |                      |                      |                       |               |
| 54150 · Insurance - Gen Liab-Err & Omis         | 91,079.00            | 77,000.00            | 14,079.00             | 118.3%        |
| 54200 · Insurance - Treasurer's Bond            | 520.00               | 2,000.00             | -1,480.00             | 26.0%         |
| 54300 · Other Costs (Contengency Funds)         | 0.00                 | 4,000.00             | -4,000.00             | 0.0%          |
| 54400 · HCAD Qtr Expenses                       | 99,699.00            | 160,000.00           | -60,301.00            | 62.3%         |
| 54450 · Depreciation Expense                    | 0.00                 | 2,750,000.00         | -2,750,000.00         | 0.0%          |
| 54500 · Bad Debt Expence-Taxes                  | 0.00                 | 0.00                 | 0.00                  | 0.0%          |
| 54600 · Travel & Meetings                       | 116.70               | 10,000.00            | -9,883.30             | 1.2%          |
| 54650 · Conference, Conven & Meetings           | 1,475.00             | 6,000.00             | -4,525.00             | 24.6%         |
| 54700 · Travel/Lodging                          | 1,989.60             | 10,000.00            | -8,010.40             | 19.9%         |
| 54800 · Repairs & Maintenance (DNU)             | 0.00                 | 10,000.00            | -10,000.00            | 0.0%          |
| <b>Total 54000 · General and Admin Expenses</b> | <b>194,879.30</b>    | <b>3,029,000.00</b>  | <b>-2,834,120.70</b>  | <b>6.4%</b>   |
| 60000 · Interest Expense                        | 32,750.23            | 154,280.00           | -121,529.77           | 21.2%         |
| 61000 · Loan Costs                              | 0.00                 | 1,037,000.00         | -1,037,000.00         | 0.0%          |
| <b>Total Expense</b>                            | <b>15,437,053.92</b> | <b>34,251,970.16</b> | <b>-18,814,916.24</b> | <b>45.1%</b>  |
| <b>Net Ordinary Income</b>                      | <b>-9,517,497.36</b> | <b>-9,344,013.16</b> | <b>-173,484.20</b>    | <b>101.9%</b> |
| <b>Other Income/Expense</b>                     |                      |                      |                       |               |
| Other Income                                    |                      |                      |                       |               |
| 71000 · Gain/Loss on Sale of Asset              | 0.00                 | 2,000.00             | -2,000.00             | 0.0%          |
| <b>Total Other Income</b>                       | <b>0.00</b>          | <b>2,000.00</b>      | <b>-2,000.00</b>      | <b>0.0%</b>   |
| <b>Net Other Income</b>                         | <b>0.00</b>          | <b>2,000.00</b>      | <b>-2,000.00</b>      | <b>0.0%</b>   |
| <b>Net Income</b>                               | <b>-9,517,497.36</b> | <b>-9,342,013.16</b> | <b>-175,484.20</b>    | <b>101.9%</b> |

## Harris County ESD No. 1 - GOF Balance Sheet Prev Year Comparison As of September 30, 2024

|                                                   | Sep 30, 24           | Sep 30, 23           | \$ Change            | % Change      |
|---------------------------------------------------|----------------------|----------------------|----------------------|---------------|
| <b>ASSETS</b>                                     |                      |                      |                      |               |
| <b>Current Assets</b>                             |                      |                      |                      |               |
| <b>Checking/Savings</b>                           |                      |                      |                      |               |
| 11000 · Prosperity Operating Account              | 5,554.19             | 19,609.77            | -14,055.58           | -71.7%        |
| 11050 · Prosperity Money Mkt                      | 56,326.15            | 269,920.49           | -213,594.34          | -79.1%        |
| 11350 · Texas Class Investment                    | 6,875,099.45         | 3,485,592.80         | 3,389,506.65         | 97.2%         |
| 11351 · Texas Class Capital Projects              | 0.00                 | 3,127,659.71         | -3,127,659.71        | -100.0%       |
| 11352 · Texas Class Gov HCESD#1                   | 7,560,278.08         | 7,032,892.88         | 527,385.20           | 7.5%          |
| 11353 · TexasClass Gov Capital Projects           | 0.00                 | 3,114,566.84         | -3,114,566.84        | -100.0%       |
| <b>Total Checking/Savings</b>                     | <b>14,497,257.87</b> | <b>17,050,242.49</b> | <b>-2,552,984.62</b> | <b>-15.0%</b> |
| <b>Accounts Receivable</b>                        |                      |                      |                      |               |
| 11001 · *Accounts Receivable                      | 11.57                | 11.57                | 0.00                 | 0.0%          |
| <b>Total Accounts Receivable</b>                  | <b>11.57</b>         | <b>11.57</b>         | <b>0.00</b>          | <b>0.0%</b>   |
| <b>Other Current Assets</b>                       |                      |                      |                      |               |
| <b>11500 · Accounts Receivable</b>                |                      |                      |                      |               |
| 11510 · Current Taxes Receivables                 | 5,285,200.45         | 7,962,794.07         | -2,677,593.62        | -33.6%        |
| 11520 · Delinquent Taxes Receivable               | 2,084,258.71         | 1,923,329.89         | 160,928.82           | 8.4%          |
| 11590 · Allowance Doubtful Accts-Tax              | -1,803,020.00        | -1,603,020.00        | -200,000.00          | -12.5%        |
| 11500 · Accounts Receivable - Other               | 17,125.50            | 17,125.50            | 0.00                 | 0.0%          |
| <b>Total 11500 · Accounts Receivable</b>          | <b>5,583,564.66</b>  | <b>8,300,229.46</b>  | <b>-2,716,664.80</b> | <b>-32.7%</b> |
| <b>11600 · Fees for Services Receivable</b>       |                      |                      |                      |               |
| 11610 · Service Fee Receivable                    | 63,984,734.72        | 63,984,734.72        | 0.00                 | 0.0%          |
| 11650 · Allowance for Bad Debt                    | -63,984,734.72       | -63,984,734.72       | 0.00                 | 0.0%          |
| <b>Total 11600 · Fees for Services Receivable</b> | <b>0.00</b>          | <b>0.00</b>          | <b>0.00</b>          | <b>0.0%</b>   |
| <b>11800 · Prepaid Expense</b>                    |                      |                      |                      |               |
| 11810 · Prepaid Other                             | 106,067.09           | 122,378.95           | -16,311.86           | -13.3%        |
| <b>Total 11800 · Prepaid Expense</b>              | <b>106,067.09</b>    | <b>122,378.95</b>    | <b>-16,311.86</b>    | <b>-13.3%</b> |
| <b>11900 · Lease Receivable</b>                   |                      |                      |                      |               |
| 11900 · Lease Receivable                          | 2,432,248.45         | 3,011,399.00         | -579,150.55          | -19.2%        |
| <b>Total Other Current Assets</b>                 | <b>8,121,880.20</b>  | <b>11,434,007.41</b> | <b>-3,312,127.21</b> | <b>-29.0%</b> |
| <b>Total Current Assets</b>                       | <b>22,619,149.64</b> | <b>28,484,261.47</b> | <b>-5,865,111.83</b> | <b>-20.6%</b> |
| <b>Fixed Assets</b>                               |                      |                      |                      |               |
| <b>15000 · Vehicle Assets</b>                     |                      |                      |                      |               |
| 15010 · Vehicles                                  | 3,366,564.18         | 3,885,519.02         | -518,954.84          | -13.4%        |
| 15020 · Vehicles on Order                         | 181,704.00           | 98,648.50            | 83,055.50            | 84.2%         |
| <b>Total 15000 · Vehicle Assets</b>               | <b>3,548,268.18</b>  | <b>3,984,167.52</b>  | <b>-435,899.34</b>   | <b>-10.9%</b> |
| <b>16000 · Land</b>                               |                      |                      |                      |               |
| 16010 · Land- 1620 Isom Property                  | 235,546.58           | 235,546.58           | 0.00                 | 0.0%          |
| 16020 · Land- Fallbrook Property                  | 30,809.15            | 30,809.15            | 0.00                 | 0.0%          |
| 16030 · Land- Old Humble Rd Property              | 117,980.67           | 117,980.67           | 0.00                 | 0.0%          |
| 16040 · Land- 2800 Aldine Bender                  | 309,467.00           | 309,467.00           | 0.00                 | 0.0%          |
| 16000 · Land - Other                              | 1,060,779.93         | 1,060,779.93         | 0.00                 | 0.0%          |
| <b>Total 16000 · Land</b>                         | <b>1,754,583.33</b>  | <b>1,754,583.33</b>  | <b>0.00</b>          | <b>0.0%</b>   |
| <b>17000 · Furniture and Equipment</b>            |                      |                      |                      |               |
| 17010 · Off. & Maint Equipment                    | 1,502,065.10         | 1,502,065.10         | 0.00                 | 0.0%          |
| 17020 · Medical Equipment                         | 3,879,620.69         | 3,879,620.69         | 0.00                 | 0.0%          |
| 17030 · Software & License Agreements             | 70,320.84            | 70,320.84            | 0.00                 | 0.0%          |
| 17040 · Furniture & Fixtures                      | 247,256.48           | 247,256.48           | 0.00                 | 0.0%          |
| 17050 · Communication Cntr New Station            | 473,980.26           | 473,980.26           | 0.00                 | 0.0%          |
| 17000 · Furniture and Equipment - Other           | -16,181.91           | 14,850.00            | -31,031.91           | -209.0%       |
| <b>Total 17000 · Furniture and Equipment</b>      | <b>6,157,061.46</b>  | <b>6,188,093.37</b>  | <b>-31,031.91</b>    | <b>-0.5%</b>  |

**Harris County ESD No. 1 - GOF**  
**Balance Sheet Prev Year Comparison**  
**As of September 30, 2024**

|                                                | Sep 30, 24            | Sep 30, 23            | \$ Change            | % Change      |
|------------------------------------------------|-----------------------|-----------------------|----------------------|---------------|
| <b>18000 · Building and Improvements</b>       |                       |                       |                      |               |
| 18010 · 1620 Isom Admin Bldg                   | 488,507.62            | 488,507.62            | 0.00                 | 0.0%          |
| 18020 · 2800 Aldine Bender Bldg                | 5,810,117.91          | 5,810,117.91          | 0.00                 | 0.0%          |
| 18030 · 7710 Fallbrook Station                 | 476,537.75            | 476,537.75            | 0.00                 | 0.0%          |
| 18040 · 10512 Airline Station                  | 238,339.00            | 238,339.00            | 0.00                 | 0.0%          |
| 18050 · 6310 Aldine Bender Station             | 523,695.00            | 523,695.00            | 0.00                 | 0.0%          |
| 18060 · Station #92                            | 3,761,643.25          | 3,761,643.25          | 0.00                 | 0.0%          |
| 18061 · Station #93                            | 2,865,308.65          | 65,523.55             | 2,799,785.10         | 4,272.9%      |
| 18070 · Station #94                            | 2,856,734.31          | 2,856,734.31          | 0.00                 | 0.0%          |
| 18080 · Station #97                            | 1,985,080.11          | 1,989,080.11          | -4,000.00            | -0.2%         |
| 18090 · Station #96                            | 3,356,080.06          | 67,270.50             | 3,288,809.56         | 4,888.9%      |
| 18000 · Building and Improvements - Other      | 616,112.08            | 300,250.00            | 315,862.08           | 105.2%        |
| <b>Total 18000 · Building and Improvements</b> | <b>22,978,155.74</b>  | <b>16,577,699.00</b>  | <b>6,400,456.74</b>  | <b>38.6%</b>  |
| <b>19000 · Accumulated Depreciation</b>        | <b>-14,865,691.77</b> | <b>-13,501,730.11</b> | <b>-1,363,961.66</b> | <b>-10.1%</b> |
| <b>Total Fixed Assets</b>                      | <b>19,572,376.94</b>  | <b>15,002,813.11</b>  | <b>4,569,563.83</b>  | <b>30.5%</b>  |
| <b>Other Assets</b>                            |                       |                       |                      |               |
| 19500 · Call Center License                    |                       |                       |                      |               |
| 19550 · Old Comm Center Other                  | 800,000.00            | 800,000.00            | 0.00                 | 0.0%          |
| <b>Total 19500 · Call Center License</b>       | <b>800,000.00</b>     | <b>800,000.00</b>     | <b>0.00</b>          | <b>0.0%</b>   |
| <b>Total Other Assets</b>                      | <b>800,000.00</b>     | <b>800,000.00</b>     | <b>0.00</b>          | <b>0.0%</b>   |
| <b>TOTAL ASSETS</b>                            | <b>42,991,526.58</b>  | <b>44,287,074.58</b>  | <b>-1,295,548.00</b> | <b>-2.9%</b>  |
| <b>LIABILITIES &amp; EQUITY</b>                |                       |                       |                      |               |
| <b>Liabilities</b>                             |                       |                       |                      |               |
| <b>Current Liabilities</b>                     |                       |                       |                      |               |
| <b>Accounts Payable</b>                        |                       |                       |                      |               |
| 20000 · Accounts Payable                       | 2,193,085.02          | 1,681,133.86          | 511,951.16           | 30.5%         |
| 20050 · Unclaimed Property                     | 354.35                | 354.35                | 0.00                 | 0.0%          |
| <b>Total Accounts Payable</b>                  | <b>2,193,439.37</b>   | <b>1,681,488.21</b>   | <b>511,951.16</b>    | <b>30.5%</b>  |
| <b>Other Current Liabilities</b>               |                       |                       |                      |               |
| 22000 · Accrued Expenses                       |                       |                       |                      |               |
| 22200 · Interest Payable                       | 18,881.84             | 20,960.98             | -2,079.14            | -9.9%         |
| <b>Total 22000 · Accrued Expenses</b>          | <b>18,881.84</b>      | <b>20,960.98</b>      | <b>-2,079.14</b>     | <b>-9.9%</b>  |
| 22500 · Deferred inflow of res - Leases        | 2,410,731.95          | 3,013,415.00          | -602,683.05          | -20.0%        |
| 23000 · Other Payables                         |                       |                       |                      |               |
| 23020 · Deferred Taxes                         | 23,289,026.47         | 21,741,888.75         | 1,547,137.72         | 7.1%          |
| <b>Total 23000 · Other Payables</b>            | <b>23,289,026.47</b>  | <b>21,741,888.75</b>  | <b>1,547,137.72</b>  | <b>7.1%</b>   |
| 24000 · Current Notes Payable                  |                       |                       |                      |               |
| 24050 · Government Capital Debt                | 232,707.35            | 229,483.34            | 3,224.01             | 1.4%          |
| 24055 · Government Capital Debt 2021           | 572,330.45            | 561,934.67            | 10,395.78            | 1.9%          |
| <b>Total 24000 · Current Notes Payable</b>     | <b>805,037.80</b>     | <b>791,418.01</b>     | <b>13,619.79</b>     | <b>1.7%</b>   |
| <b>Total Other Current Liabilities</b>         | <b>26,523,678.06</b>  | <b>25,567,682.74</b>  | <b>955,995.32</b>    | <b>3.7%</b>   |
| <b>Total Current Liabilities</b>               | <b>28,717,117.43</b>  | <b>27,249,170.95</b>  | <b>1,467,946.48</b>  | <b>5.4%</b>   |
| <b>Long Term Liabilities</b>                   |                       |                       |                      |               |
| 25000 · Long Term Debt                         |                       |                       |                      |               |
| 25050 · Note Payable - Government Cap          | 4,214,808.18          | 4,678,605.25          | -463,797.07          | -9.9%         |
| 25055 · Note Payable - Govern Cap 2021         | 4,314,007.15          | 4,886,337.61          | -572,330.46          | -11.7%        |
| <b>Total 25000 · Long Term Debt</b>            | <b>8,528,815.33</b>   | <b>9,564,942.86</b>   | <b>-1,036,127.53</b> | <b>-10.8%</b> |
| <b>Total Long Term Liabilities</b>             | <b>8,528,815.33</b>   | <b>9,564,942.86</b>   | <b>-1,036,127.53</b> | <b>-10.8%</b> |
| <b>Total Liabilities</b>                       | <b>37,245,932.76</b>  | <b>36,814,113.81</b>  | <b>431,818.95</b>    | <b>1.2%</b>   |

4:45 PM  
10/18/24  
Accrual Basis

Harris County ESD No. 1 - GOF  
**Balance Sheet Prev Year Comparison**  
As of September 30, 2024

|                                 | <u>Sep 30, 24</u>           | <u>Sep 30, 23</u>           | <u>\$ Change</u>            | <u>% Change</u>     |
|---------------------------------|-----------------------------|-----------------------------|-----------------------------|---------------------|
| Equity                          |                             |                             |                             |                     |
| 30000 · Opening Bal Equity      | 5,996,412.00                | 5,996,412.00                | 0.00                        | 0.0%                |
| 30100 · Unassigned Fund Balance | 7,851,679.15                | 6,379,761.67                | 1,471,917.48                | 23.1%               |
| 30400 · Unrestricted Net Assets | 1,415,000.03                | 1,415,000.03                | 0.00                        | 0.0%                |
| Net Income                      | -9,517,497.36               | -6,318,212.93               | -3,199,284.43               | -50.6%              |
| Total Equity                    | <u>5,745,593.82</u>         | <u>7,472,960.77</u>         | <u>-1,727,366.95</u>        | <u>-23.1%</u>       |
| TOTAL LIABILITIES & EQUITY      | <u><b>42,991,526.58</b></u> | <u><b>44,287,074.58</b></u> | <u><b>-1,295,548.00</b></u> | <u><b>-2.9%</b></u> |

**Harris County ESD No. 1 - GOF**  
**Profit & Loss Detail**  
 January through September 2024

| Type                                        | Date       | Num   | Adj | Name                     | Memo                      | Amount     |
|---------------------------------------------|------------|-------|-----|--------------------------|---------------------------|------------|
| <b>Ordinary Income/Expense</b>              |            |       |     |                          |                           |            |
| <b>Income</b>                               |            |       |     |                          |                           |            |
| <b>41000 · Service Revenue</b>              |            |       |     |                          |                           |            |
| <b>41100 · HCEC Ambulance Lease Revenue</b> |            |       |     |                          |                           |            |
| Bill                                        | 01/31/2024 | 02943 |     | HCEC                     | Master Lease for Vehicles | 7,000.00   |
| Bill                                        | 02/29/2024 | 02944 |     | HCEC                     | Master Lease for Vehicles | 7,000.00   |
| Bill                                        | 03/31/2024 | 02959 |     | HCEC                     | Master Lease for Vehicles | 7,000.00   |
| Bill                                        | 04/30/2024 | 02980 |     | HCEC                     | Master Lease for Vehicles | 7,000.00   |
| Bill                                        | 05/31/2024 | 02994 |     | HCEC                     | Master Lease for Vehicles | 7,000.00   |
| Bill                                        | 06/30/2024 | 03006 |     | HCEC                     | Master Lease for Vehicles | 7,000.00   |
| Bill                                        | 07/31/2024 | 03019 |     | HCEC                     | Master Lease for Vehicles | 7,000.00   |
| Bill                                        | 08/31/2024 | 03039 |     | HCEC                     | Master Lease for Vehicles | 7,000.00   |
| Bill                                        | 09/30/2024 | 03051 |     | HCEC                     | Master Lease for Vehicles | 7,000.00   |
| Total 41100 · HCEC Ambulance Lease Revenue  |            |       |     |                          |                           | 63,000.00  |
| <b>41200 · HCEC Property Lease Revenue</b>  |            |       |     |                          |                           |            |
| Bill                                        | 01/31/2024 | 02943 |     | HCEC                     | Original Agreement        | 45,553.00  |
| Bill                                        | 02/29/2024 | 02944 |     | HCEC                     | Original Agreement        | 45,553.00  |
| Bill                                        | 03/31/2024 | 02959 |     | HCEC                     | Original Agreement        | 45,553.00  |
| Bill                                        | 04/30/2024 | 02980 |     | HCEC                     | Original Agreement        | 45,553.00  |
| Bill                                        | 05/31/2024 | 02994 |     | HCEC                     | Original Agreement        | 45,553.00  |
| Bill                                        | 06/30/2024 | 03006 |     | HCEC                     | Original Agreement        | 45,553.00  |
| Bill                                        | 07/31/2024 | 03019 |     | HCEC                     | Original Agreement        | 45,553.00  |
| Bill                                        | 08/31/2024 | 03039 |     | HCEC                     | Original Agreement        | 45,553.00  |
| Bill                                        | 09/30/2024 | 03051 |     | HCEC                     | Original Agreement        | 45,553.00  |
| Total 41200 · HCEC Property Lease Revenue   |            |       |     |                          |                           | 409,977.00 |
| Total 41000 · Service Revenue               |            |       |     |                          |                           | 472,977.00 |
| <b>42000 · Tax Revenues</b>                 |            |       |     |                          |                           |            |
| <b>42100 · Penalty &amp; Interest</b>       |            |       |     |                          |                           |            |
| Deposit                                     | 01/11/2024 |       |     | Harris County Tax Office | P&I                       | 0.00       |
| Deposit                                     | 01/11/2024 |       |     | Harris County Tax Office | Deliquent P&I             | 1,623.31   |
| Deposit                                     | 01/16/2024 |       |     | Harris County Tax Office | P&I                       | 0.00       |
| Deposit                                     | 01/16/2024 |       |     | Harris County Tax Office | Deliquent P&I             | 3,525.96   |
| Deposit                                     | 01/18/2024 |       |     | Harris County Tax Office | P&I                       | 0.00       |
| Deposit                                     | 01/18/2024 |       |     | Harris County Tax Office | Deliquent P&I             | 576.43     |
| Deposit                                     | 01/25/2024 |       |     | Harris County Tax Office | P&I                       | 0.00       |
| Deposit                                     | 01/25/2024 |       |     | Harris County Tax Office | Deliquent P&I             | 841.12     |
| Deposit                                     | 01/26/2024 |       |     | Harris County Tax Office | -MULTIPLE-                | 0.00       |
| Deposit                                     | 01/29/2024 |       |     | Harris County Tax Office | P&I                       | 0.00       |
| Deposit                                     | 01/29/2024 |       |     | Harris County Tax Office | Deliquent P&I             | 1,248.30   |
| Deposit                                     | 02/01/2024 |       |     | Harris County Tax Office | P&I                       | 0.00       |
| Deposit                                     | 02/01/2024 |       |     | Harris County Tax Office | Deliquent P&I             | 1,927.59   |
| Deposit                                     | 02/02/2024 |       |     | Harris County Tax Office | -MULTIPLE-                | 0.00       |
| Deposit                                     | 02/05/2024 |       |     | Harris County Tax Office | P&I                       | 0.00       |
| Deposit                                     | 02/05/2024 |       |     | Harris County Tax Office | Deliquent P&I             | 1,313.12   |
| Deposit                                     | 02/06/2024 |       |     | Harris County Tax Office | P&I                       | 0.00       |
| Deposit                                     | 02/06/2024 |       |     | Harris County Tax Office | Deliquent P&I             | 724.63     |
| Deposit                                     | 02/07/2024 |       |     | Harris County Tax Office | P&I                       | 0.00       |
| Deposit                                     | 02/07/2024 |       |     | Harris County Tax Office | Deliquent P&I             | 266.85     |
| Deposit                                     | 02/12/2024 |       |     | Harris County Tax Office | P&I                       | 0.00       |
| Deposit                                     | 02/12/2024 |       |     | Harris County Tax Office | Deliquent P&I             | 1,687.78   |
| Deposit                                     | 02/13/2024 |       |     | Harris County Tax Office | P&I                       | 0.00       |
| Deposit                                     | 02/13/2024 |       |     | Harris County Tax Office | Deliquent P&I             | 826.22     |
| Deposit                                     | 02/14/2024 |       |     | Harris County Tax Office | -MULTIPLE-                | 0.00       |
| Deposit                                     | 02/15/2024 |       |     | Harris County Tax Office | -MULTIPLE-                | 5,708.80   |
| Deposit                                     | 02/16/2024 |       |     | Harris County Tax Office | -MULTIPLE-                | 0.00       |
| Deposit                                     | 02/20/2024 |       |     | Harris County Tax Office | -MULTIPLE-                | 7,275.75   |
| Deposit                                     | 02/23/2024 |       |     | Harris County Tax Office | -MULTIPLE-                | 2,981.69   |
| Deposit                                     | 02/28/2024 |       |     | Harris County Tax Office | -MULTIPLE-                | 8,234.86   |
| Deposit                                     | 03/01/2024 |       |     | Harris County Tax Office | -MULTIPLE-                | 0.00       |
| Deposit                                     | 03/05/2024 |       |     | Harris County Tax Office | -MULTIPLE-                | 8,641.12   |
| Deposit                                     | 03/06/2024 |       |     | Harris County Tax Office | -MULTIPLE-                | 141.06     |
| Deposit                                     | 03/07/2024 |       |     | Harris County Tax Office | -MULTIPLE-                | 2,640.94   |
| Deposit                                     | 03/11/2024 |       |     | Harris County Tax Office | -MULTIPLE-                | 0.00       |
| Deposit                                     | 03/13/2024 |       |     | Harris County Tax Office | -MULTIPLE-                | 7,650.41   |
| Deposit                                     | 03/18/2024 |       |     | Harris County Tax Office | -MULTIPLE-                | 0.00       |
| Deposit                                     | 03/19/2024 |       |     | Harris County Tax Office | P&I                       | 0.17       |
| Deposit                                     | 03/19/2024 |       |     | Harris County Tax Office | Deliquent P&I             | 0.00       |
| Deposit                                     | 03/21/2024 |       |     | Harris County Tax Office | -MULTIPLE-                | 4,779.16   |
| Deposit                                     | 03/22/2024 |       |     | Harris County Tax Office | -MULTIPLE-                | 3,535.97   |
| Deposit                                     | 03/27/2024 |       |     | Harris County Tax Office | -MULTIPLE-                | 3,899.20   |
| Deposit                                     | 03/29/2024 |       |     | Harris County Tax Office | P&I                       | 14.17      |
| Deposit                                     | 03/29/2024 |       |     | Harris County Tax Office | Deliquent P&I             | 0.00       |
| Deposit                                     | 04/03/2024 |       |     | Harris County Tax Office | -MULTIPLE-                | 8,488.91   |
| Deposit                                     | 04/04/2024 |       |     | Harris County Tax Office | -MULTIPLE-                | 246.29     |

**Harris County ESD No. 1 - GOF**  
**Profit & Loss Detail**  
 January through September 2024

| Type                                         | Date       | Num   | Adj | Name                                 | Memo                           | Amount       |
|----------------------------------------------|------------|-------|-----|--------------------------------------|--------------------------------|--------------|
| Deposit                                      | 04/12/2024 |       |     | Harris County Tax Office             | -MULTIPLE-                     | 0.00         |
| Deposit                                      | 04/17/2024 |       |     | Harris County Tax Office             | -MULTIPLE-                     | 12,710.61    |
| Deposit                                      | 04/22/2024 |       |     | Harris County Tax Office             | -MULTIPLE-                     | 0.00         |
| Deposit                                      | 04/24/2024 |       |     | Harris County Tax Office             | -MULTIPLE-                     | 3,344.81     |
| Deposit                                      | 04/26/2024 |       |     | Harris County Tax Office             | -MULTIPLE-                     | 0.00         |
| Deposit                                      | 05/01/2024 |       |     | Harris County Tax Office             | -MULTIPLE-                     | 5,757.99     |
| Deposit                                      | 05/03/2024 |       |     | Harris County Tax Office             | -MULTIPLE-                     | 109.23       |
| Deposit                                      | 05/03/2024 |       |     | Harris County Tax Office             | -MULTIPLE-                     | 2,651.57     |
| Deposit                                      | 05/16/2024 |       |     | Harris County Tax Office             | -MULTIPLE-                     | 0.00         |
| Deposit                                      | 05/23/2024 |       |     | Harris County Tax Office             | -MULTIPLE-                     | 13,799.47    |
| Deposit                                      | 05/31/2024 |       |     | Harris County Tax Office             | -MULTIPLE-                     | 3,788.69     |
| Deposit                                      | 06/05/2024 |       |     | Harris County Tax Office             | -MULTIPLE-                     | 4,800.43     |
| Deposit                                      | 06/06/2024 |       |     | Harris County Tax Office             | -MULTIPLE-                     | 106.30       |
| Deposit                                      | 06/12/2024 |       |     | Harris County Tax Office             | -MULTIPLE-                     | 6,981.63     |
| Deposit                                      | 06/14/2024 |       |     | Harris County Tax Office             | -MULTIPLE-                     | 0.00         |
| Deposit                                      | 07/05/2024 |       |     | Harris County Tax Office             | -MULTIPLE-                     | 14,714.85    |
| Deposit                                      | 07/08/2024 |       |     | Harris County Tax Office             | -MULTIPLE-                     | 172.77       |
| Deposit                                      | 08/01/2024 |       |     | Harris County Tax Office             | P&I                            | 0.00         |
| Deposit                                      | 08/01/2024 |       |     | Harris County Tax Office             | Deliquent P&I                  | 18,680.92    |
| Deposit                                      | 08/02/2024 |       |     | Harris County Tax Office             | -MULTIPLE-                     | 0.00         |
| Deposit                                      | 08/05/2024 |       |     | Harris County Tax Office             | -MULTIPLE-                     | 0.00         |
| Deposit                                      | 08/06/2024 |       |     | Harris County Tax Office             | P&I                            | 0.00         |
| Deposit                                      | 08/06/2024 |       |     | Harris County Tax Office             | Deliquent P&I                  | 1,333.56     |
| Deposit                                      | 08/08/2024 |       |     | Harris County Tax Office             | P&I                            | 0.00         |
| Deposit                                      | 08/08/2024 |       |     | Harris County Tax Office             | Deliquent P&I                  | 4,741.90     |
| Deposit                                      | 08/09/2024 |       |     | Harris County Tax Office             | -MULTIPLE-                     | 0.00         |
| Deposit                                      | 09/05/2024 |       |     | Harris County Tax Office             | P&I                            | 0.00         |
| Deposit                                      | 09/05/2024 |       |     | Harris County Tax Office             | Deliquent P&I                  | 16,963.05    |
| Deposit                                      | 09/06/2024 |       |     | Harris County Tax Office             | P&I                            | 0.00         |
| Deposit                                      | 09/06/2024 |       |     | Harris County Tax Office             | Deliquent P&I                  | 214.23       |
| Deposit                                      | 09/12/2024 |       |     | Harris County Tax Office             | -MULTIPLE-                     | 0.00         |
| Total 42100 · Penalty & Interest             |            |       |     |                                      |                                | 189,671.82   |
| <b>42300 · Tax Revenue</b>                   |            |       |     |                                      |                                |              |
| Deposit                                      | 01/11/2024 |       |     | Harris County Tax Office             | Current Levy                   | 676,014.86   |
| Deposit                                      | 01/16/2024 |       |     | Harris County Tax Office             | Current Levy                   | 617,141.98   |
| Deposit                                      | 01/18/2024 |       |     | Harris County Tax Office             | Current Levy                   | 806,958.27   |
| Deposit                                      | 01/25/2024 |       |     | Harris County Tax Office             | Current Levy                   | 1,022,235.15 |
| Deposit                                      | 01/29/2024 |       |     | Harris County Tax Office             | Current Levy                   | 1,155,426.13 |
| Total 42300 · Tax Revenue                    |            |       |     |                                      |                                | 4,277,776.39 |
| Total 42000 · Tax Revenues                   |            |       |     |                                      |                                | 4,467,448.21 |
| <b>43000 · Other Income</b>                  |            |       |     |                                      |                                |              |
| <b>43100 · Miscellaneous Income</b>          |            |       |     |                                      |                                |              |
| Deposit                                      | 01/26/2024 |       |     | Harris County Tax Office             | Adj./Fees                      | 1,931.34     |
| Deposit                                      | 02/01/2024 |       |     | Harris County Tax Office             | Adj./Fees                      | 18,789.16    |
| Deposit                                      | 02/16/2024 |       |     | Harris County Tax Office             | Interest Jan 1 to Jan 31, 2024 | 1,202.10     |
| Deposit                                      | 03/18/2024 |       |     | Harris County Tax Office             | Adj./Fees                      | 1,365.55     |
| Deposit                                      | 04/22/2024 |       |     | Harris County Tax Office             | Adj./Fees                      | 24,666.57    |
| Deposit                                      | 04/26/2024 |       |     | Harris County Tax Office             | Adj./Fees                      | 11,973.26    |
| Deposit                                      | 05/16/2024 |       |     | Harris County Tax Office             | Adj./Fees                      | 1,417.64     |
| Deposit                                      | 06/14/2024 |       |     | Harris County Tax Office             | Adj./Fees                      | 1,795.07     |
| Deposit                                      | 08/02/2024 |       |     | Harris County Tax Office             | Adj./Fees                      | 1,399.20     |
| Deposit                                      | 08/05/2024 |       |     | Harris County Tax Office             | Adj./Fees                      | 9,593.71     |
| Deposit                                      | 08/09/2024 |       |     | Harris County Tax Office             | Adj./Fees                      | 1,422.53     |
| Total 43100 · Miscellaneous Income           |            |       |     |                                      |                                | 75,556.13    |
| <b>43200 · Donations &amp; Contributions</b> |            |       |     |                                      |                                |              |
| Deposit                                      | 01/29/2024 | 15983 |     | Harris County Utility District No 15 | Monthly Collections            | 1,685.83     |
| Deposit                                      | 03/28/2024 |       |     | Harris County Utility District No 15 | Deposit                        | 853.99       |
| Deposit                                      | 03/28/2024 |       |     | Harris County Utility District No 15 | Deposit                        | 808.14       |
| Deposit                                      | 03/28/2024 |       |     | Harris County Utility District No 15 | Deposit                        | 1,669.04     |
| Deposit                                      | 05/17/2024 |       |     | Harris County Utility District No 15 | Deposit                        | 830.70       |
| Deposit                                      | 05/17/2024 |       |     | Harris County Utility District No 15 | Deposit                        | 841.20       |
| Deposit                                      | 06/12/2024 |       |     | Harris County Utility District No 15 | Deposit                        | 896.96       |
| Deposit                                      | 08/16/2024 |       |     | Harris County Utility District No 15 | Deposit                        | 812.70       |
| Total 43200 · Donations & Contributions      |            |       |     |                                      |                                | 8,398.56     |
| <b>43550 · Interest Earned on Checking</b>   |            |       |     |                                      |                                |              |
| Deposit                                      | 01/31/2024 |       |     |                                      | Interest                       | 21,669.59    |
| Deposit                                      | 02/29/2024 |       |     |                                      | Interest                       | 16,874.75    |
| Deposit                                      | 03/31/2024 |       |     |                                      | Interest                       | 6,832.21     |
| Deposit                                      | 04/30/2024 |       |     |                                      | Interest                       | 378.66       |
| Deposit                                      | 05/31/2024 |       |     |                                      | Interest                       | 297.79       |
| Deposit                                      | 06/30/2024 |       |     |                                      | Interest                       | 775.92       |

**Harris County ESD No. 1 - GOF**  
**Profit & Loss Detail**  
 January through September 2024

| Type                                           | Date       | Num      | Adj | Name                     | Memo                                               | Amount       |
|------------------------------------------------|------------|----------|-----|--------------------------|----------------------------------------------------|--------------|
| Deposit                                        | 07/31/2024 |          |     |                          | Interest                                           | 1,500.24     |
| Deposit                                        | 08/31/2024 |          |     |                          | Interest                                           | 186.29       |
| Deposit                                        | 09/30/2024 |          |     |                          | Interest                                           | 244.08       |
| Total 43550 · Interest Earned on Checking      |            |          |     |                          |                                                    | 48,759.53    |
| <b>43700 · Interest Earned on Temp. Invest</b> |            |          |     |                          |                                                    |              |
| Deposit                                        | 01/31/2024 |          |     |                          | Interest                                           | 6,444.19     |
| Deposit                                        | 01/31/2024 |          |     |                          | Interest                                           | 14,916.15    |
| Deposit                                        | 01/31/2024 |          |     |                          | Interest                                           | 25,215.61    |
| Deposit                                        | 01/31/2024 |          |     |                          | Interest                                           | 13,789.89    |
| Deposit                                        | 02/29/2024 |          |     |                          | Interest                                           | 32,313.37    |
| Deposit                                        | 02/29/2024 |          |     |                          | Interest                                           | 13,876.56    |
| Deposit                                        | 02/29/2024 |          |     |                          | Interest                                           | 40,169.59    |
| Deposit                                        | 02/29/2024 |          |     |                          | Interest                                           | 7,292.36     |
| Deposit                                        | 03/31/2024 |          |     |                          | Interest                                           | 63,943.28    |
| Deposit                                        | 03/31/2024 |          |     |                          | Interest                                           | 13,668.03    |
| Deposit                                        | 03/31/2024 |          |     |                          | Interest                                           | 43,675.09    |
| Deposit                                        | 03/31/2024 |          |     |                          | Interest                                           | 7,843.37     |
| Deposit                                        | 04/30/2024 |          |     |                          | Interest                                           | 60,222.90    |
| Deposit                                        | 04/30/2024 |          |     |                          | Interest                                           | 7,231.41     |
| Deposit                                        | 04/30/2024 |          |     |                          | Interest                                           | 44,340.45    |
| Deposit                                        | 04/30/2024 |          |     |                          | Interest                                           | 7,621.40     |
| Deposit                                        | 05/31/2024 |          |     |                          | Interest                                           | 49,582.82    |
| Deposit                                        | 05/31/2024 |          |     |                          | Interest                                           | 4,750.71     |
| Deposit                                        | 05/31/2024 |          |     |                          | Interest                                           | 46,006.55    |
| Deposit                                        | 05/31/2024 |          |     |                          | Interest                                           | 7,907.79     |
| Deposit                                        | 06/30/2024 |          |     |                          | Interest                                           | 41,683.82    |
| Deposit                                        | 06/30/2024 |          |     |                          | Interest                                           | 3,719.98     |
| Deposit                                        | 06/30/2024 |          |     |                          | Interest                                           | 42,232.96    |
| Deposit                                        | 06/30/2024 |          |     |                          | Interest                                           | 6,859.88     |
| Deposit                                        | 07/31/2024 |          |     |                          | Interest                                           | 43,192.05    |
| Deposit                                        | 07/31/2024 |          |     |                          | Interest                                           | 2,042.89     |
| Deposit                                        | 07/31/2024 |          |     |                          | Interest                                           | 39,691.53    |
| Deposit                                        | 07/31/2024 |          |     |                          | Interest                                           | 5,139.07     |
| Deposit                                        | 08/31/2024 |          |     |                          | Interest                                           | 41,054.08    |
| Deposit                                        | 08/31/2024 |          |     |                          | Interest                                           | 40,872.50    |
| Deposit                                        | 08/31/2024 |          |     |                          | Interest                                           | 408.54       |
| Deposit                                        | 09/30/2024 |          |     |                          | Interest                                           | 36,838.93    |
| Deposit                                        | 09/30/2024 |          |     |                          | Interest                                           | 31,568.99    |
| Deposit                                        | 09/30/2024 |          |     |                          | Interest                                           | 300.39       |
| Total 43700 · Interest Earned on Temp. Invest  |            |          |     |                          |                                                    | 846,417.13   |
| Total 43000 · Other Income                     |            |          |     |                          |                                                    | 979,131.35   |
| Total Income                                   |            |          |     |                          |                                                    | 5,919,556.56 |
| Gross Profit                                   |            |          |     |                          |                                                    | 5,919,556.56 |
| <b>Expense</b>                                 |            |          |     |                          |                                                    |              |
| <b>143502 · Commissions Paid from Levy</b>     |            |          |     |                          |                                                    |              |
| Deposit                                        | 01/11/2024 |          |     | Harris County Tax Office | Adj/Fees                                           | 6,839.30     |
| Deposit                                        | 01/16/2024 |          |     | Harris County Tax Office | Adj/Fees                                           | 6,270.44     |
| Deposit                                        | 01/18/2024 |          |     | Harris County Tax Office | Adj/Fees                                           | 8,035.15     |
| Deposit                                        | 01/25/2024 |          |     | Harris County Tax Office | Adj/Fees                                           | 9,866.54     |
| Deposit                                        | 01/29/2024 |          |     | Harris County Tax Office | Adj/Fees                                           | 11,611.84    |
| Deposit                                        | 08/01/2024 |          |     | Harris County Tax Office | Adj./Fees                                          | 113.87       |
| Deposit                                        | 08/06/2024 |          |     | Harris County Tax Office | Adj./Fees                                          | 77.98        |
| Deposit                                        | 08/08/2024 |          |     | Harris County Tax Office | Adj./Fees                                          | 309.09       |
| Deposit                                        | 09/05/2024 |          |     | Harris County Tax Office | ADJ/Fee                                            | 503.19       |
| Deposit                                        | 09/12/2024 |          |     | Harris County Tax Office | Adj./Fees                                          | -1,525.00    |
| Total 143502 · Commissions Paid from Levy      |            |          |     |                          |                                                    | 42,102.40    |
| <b>50000 · Commissioner Salaries and Wages</b> |            |          |     |                          |                                                    |              |
| <b>50250 · Commissioner Reimbursement</b>      |            |          |     |                          |                                                    |              |
| Bill                                           | 01/24/2024 | JAN 2... |     | Fred A Scibuola          | JAN 24 Reimbursement                               | 1,200.00     |
| Bill                                           | 01/25/2024 | Reim...  |     | Shirley Reed             | Reimbursement Request January 3- January 16, 2024  | 800.00       |
| Bill                                           | 01/31/2024 | JAN 2... |     | Pete Serna               | Training/Insurance Mtg/Board Mtg                   | 600.00       |
| Bill                                           | 02/13/2024 | 2024 ... |     | Cathy Sunday_            | Commissioner Reimbursement 2024                    | 2,600.00     |
| Bill                                           | 02/16/2024 | FEB 2... |     | Fred A Scibuola          | FEB 24 Reimbursement                               | 1,000.00     |
| Bill                                           | 02/23/2024 | Reim...  |     | Shirley Reed             | Reimbursement Request January 19- January 29, 2024 | 800.00       |
| Bill                                           | 02/29/2024 | FEB 2... |     | Pete Serna               | Ins Mtg/Safe-D Conf/Board Mtg                      | 1,000.00     |
| Bill                                           | 03/19/2024 | MAR ...  |     | Fred A Scibuola          | March 24 Reimbursement                             | 1,200.00     |
| Bill                                           | 03/31/2024 | Reim...  |     | Shirley Reed             | Reimbursement Request February 6- April 1, 2024    | 1,800.00     |
| Bill                                           | 04/17/2024 | APRI...  |     | Fred A Scibuola          | April 24 Reimbursement                             | 1,000.00     |
| Bill                                           | 05/16/2024 | MAY ...  |     | Fred A Scibuola          | MAY 24 Reimbursement                               | 800.00       |
| Bill                                           | 05/31/2024 | 2024 ... |     | Virginia Bazan           | Meeting reimbursement                              | 2,600.00     |
| Bill                                           | 05/31/2024 | Reim...  |     | Shirley Reed             | Reimbursement Request April 15- May 18, 2024       | 1,400.00     |

**Harris County ESD No. 1 - GOF**  
**Profit & Loss Detail**  
 January through September 2024

| Type                                          | Date       | Num      | Adj | Name                           | Memo                                                             | Amount        |
|-----------------------------------------------|------------|----------|-----|--------------------------------|------------------------------------------------------------------|---------------|
| Bill                                          | 06/01/2024 | APRI...  |     | Pete Serna                     | HCEC Supervisor Interview Panel/Cyber Ins review/Commissioner... | 600.00        |
| Bill                                          | 06/13/2024 | JUNE...  |     | Fred A Scibuola                | JUNE 24 Reimbursement                                            | 1,200.00      |
| Bill                                          | 07/22/2024 | JULY ... |     | Fred A Scibuola                | JULY 24 Reimbursement                                            | 800.00        |
| Bill                                          | 07/22/2024 | Reim...  |     | Shirley Reed                   | Reimbursement Request June 13- July 9, 2024                      | 1,600.00      |
| Bill                                          | 08/21/2024 | Reim...  |     | Shirley Reed                   | Reimbursement Request July 11 - August 21, 2024                  | 1,200.00      |
| Bill                                          | 09/01/2024 | AUG ...  |     | Pete Serna                     | -MULTIPLE-                                                       | 1,000.00      |
| Total 50250 · Commissioner Reimbursement      |            |          |     |                                |                                                                  | 23,200.00     |
| Total 50000 · Commissioner Salaries and Wages |            |          |     |                                |                                                                  | 23,200.00     |
| <b>51000 · HCEC Program Expense</b>           |            |          |     |                                |                                                                  |               |
| <b>51100 · HCEC Contract Expense</b>          |            |          |     |                                |                                                                  |               |
| Bill                                          | 01/31/2024 | 02943    |     | HCEC                           | Rate \$984.21 @ 1983 Trips less (\$453,109)                      | 1,498,579.43  |
| Bill                                          | 02/29/2024 | 02944    |     | HCEC                           | Rate \$984.21 @ 1894 Trips less (\$404,756)                      | 1,459,337.74  |
| Bill                                          | 03/31/2024 | 02959    |     | HCEC                           | Rate \$984.21 @ 2110Trips less (\$479,971.54)                    | 1,596,711.56  |
| Bill                                          | 04/30/2024 | 02980    |     | HCEC                           | Rate \$984.21 @ 2114Trips less (\$606,928.29)                    | 1,473,691.65  |
| Bill                                          | 05/31/2024 | 02994    |     | HCEC                           | Rate \$984.21 @ 2328Trips less (\$564,474)                       | 1,726,766.88  |
| Bill                                          | 06/30/2024 | 03006    |     | HCEC                           | Rate \$984.21 @ 2204Trips less (\$581,073.23)                    | 1,588,125.61  |
| Bill                                          | 07/31/2024 | 03019    |     | HCEC                           | Rate \$984.21 @ 2446 Trips less (\$684,873.97)                   | 1,722,503.69  |
| Bill                                          | 08/31/2024 | 03039    |     | HCEC                           | Rate \$984.21 @ 2568 Trips less (\$630,984.85)                   | 1,896,766.43  |
| Bill                                          | 09/30/2024 | 03051    |     | HCEC                           | Rate \$984.21 @ 2531 Trips less (\$618,013.72)                   | 1,873,021.79  |
| Total 51100 · HCEC Contract Expense           |            |          |     |                                |                                                                  | 14,835,504.78 |
| Total 51000 · HCEC Program Expense            |            |          |     |                                |                                                                  | 14,835,504.78 |
| <b>52000 · Contract Services (DNU)</b>        |            |          |     |                                |                                                                  |               |
| <b>52100 · Accounting Fees</b>                |            |          |     |                                |                                                                  |               |
| Bill                                          | 01/31/2024 | 2528     |     | The Morton Accounting Services | January CPA Services                                             | 5,941.62      |
| Bill                                          | 02/29/2024 | 2539     |     | The Morton Accounting Services | February CPA Services                                            | 4,907.32      |
| Bill                                          | 03/31/2024 | 2555     |     | The Morton Accounting Services | March CPA Services                                               | 5,031.29      |
| Bill                                          | 04/30/2024 | 2560     |     | The Morton Accounting Services | April CPA Services                                               | 4,883.75      |
| Bill                                          | 05/31/2024 | 2573     |     | The Morton Accounting Services | May CPA Services                                                 | 5,086.97      |
| Bill                                          | 06/30/2024 | 2588     |     | The Morton Accounting Services | June CPA Services                                                | 5,182.23      |
| Bill                                          | 07/31/2024 | 2597     |     | The Morton Accounting Services | July CPA Services                                                | 4,992.22      |
| Bill                                          | 08/31/2024 | 2610     |     | The Morton Accounting Services | August CPA Services                                              | 4,961.66      |
| Bill                                          | 09/30/2024 | 2625     |     | The Morton Accounting Services | September CPA Services                                           | 6,254.78      |
| Total 52100 · Accounting Fees                 |            |          |     |                                |                                                                  | 47,241.84     |
| <b>52200 · Audit Fees</b>                     |            |          |     |                                |                                                                  |               |
| Bill                                          | 04/01/2024 | 17895... |     | Carr Riggs & Ingram            | 2023 Audit Billing                                               | 16,000.00     |
| Bill                                          | 04/30/2024 | 17952... |     | Carr Riggs & Ingram            | 2023 Final Audit Billing                                         | 5,900.00      |
| Total 52200 · Audit Fees                      |            |          |     |                                |                                                                  | 21,900.00     |
| <b>52300 · Legal Fees</b>                     |            |          |     |                                |                                                                  |               |
| Bill                                          | 01/11/2024 |          |     | Caryn Papantonakis             | Legal Fees                                                       | 6,000.00      |
| Bill                                          | 02/11/2024 |          |     | Caryn Papantonakis             | Legal Fees                                                       | 6,000.00      |
| Bill                                          | 03/11/2024 |          |     | Caryn Papantonakis             | Legal Fees                                                       | 6,000.00      |
| Bill                                          | 04/11/2024 |          |     | Caryn Papantonakis             | Legal Fees                                                       | 6,000.00      |
| Bill                                          | 05/11/2024 |          |     | Caryn Papantonakis             | Legal Fees                                                       | 6,000.00      |
| Bill                                          | 06/11/2024 |          |     | Caryn Papantonakis             | Legal Fees                                                       | 6,000.00      |
| Bill                                          | 07/11/2024 |          |     | Caryn Papantonakis             | Legal Fees                                                       | 6,000.00      |
| Bill                                          | 08/11/2024 |          |     | Caryn Papantonakis             | Legal Fees                                                       | 6,000.00      |
| Bill                                          | 09/11/2024 |          |     | Caryn Papantonakis             | Legal Fees                                                       | 6,000.00      |
| Total 52300 · Legal Fees                      |            |          |     |                                |                                                                  | 54,000.00     |
| <b>52350 · Outside Contract Services</b>      |            |          |     |                                |                                                                  |               |
| Bill                                          | 01/31/2024 | 11183    |     | AG CM Inc.                     | Project Management Support #93 & 96 - January 2024               | 15,822.70     |
| Bill                                          | 02/29/2024 | 11279R   |     | AG CM Inc.                     | Project Management Support #93 & 96 - February 2024              | 19,020.50     |
| Bill                                          | 03/31/2024 | 11379    |     | AG CM Inc.                     | Project Management Support #93 & 96 - March 2024                 | 18,246.80     |
| Bill                                          | 04/30/2024 | 11461R   |     | AG CM Inc.                     | Project Management Support #93 & 96 - April 2024                 | 20,557.30     |
| Bill                                          | 05/31/2024 | 11579    |     | AG CM Inc.                     | Project Management Support #93 & 96 - May 2024                   | 16,995.00     |
| Bill                                          | 06/30/2024 | 11670    |     | AG CM Inc.                     | Project Management Support #93 & 96 -June 2024                   | 13,700.00     |
| Bill                                          | 07/01/2024 | 61738    |     | Equitax Inc.                   | 2023 Annual Tax True Up                                          | 3,200.00      |
| Bill                                          | 07/31/2024 | 11744    |     | AG CM Inc.                     | Project Management Support #93 & 96 -July 2024                   | 15,549.50     |
| Bill                                          | 09/01/2024 | 11826R   |     | AG CM Inc.                     | Project Management Support #93 & 96 -August 2024                 | 31,543.10     |
| Bill                                          | 09/30/2024 | 11901    |     | AG CM Inc.                     | Project Management Support #93 & 96 -September 2024              | 15,760.50     |
| Total 52350 · Outside Contract Services       |            |          |     |                                |                                                                  | 170,395.40    |
| <b>52550 · Election Expense</b>               |            |          |     |                                |                                                                  |               |
| Bill                                          | 01/31/2024 | 218065   |     | Radcliffe Bobbitt Adams Polley | Legal - Elections - JAN 2024                                     | 2,085.64      |
| Bill                                          | 02/29/2024 | 218239   |     | Radcliffe Bobbitt Adams Polley | Legal - Elections - FEB 2024                                     | 2,568.63      |
| Bill                                          | 03/31/2024 | 218289   |     | Radcliffe Bobbitt Adams Polley | Legal - Elections - MAR 2024                                     | 107.10        |
| Bill                                          | 05/31/2024 | 218526   |     | Radcliffe Bobbitt Adams Polley | Legal - Elections - MAY 2024                                     | 1,146.81      |
| Bill                                          | 06/30/2024 | 218667   |     | Radcliffe Bobbitt Adams Polley | Legal - Elections - JUNE 2024                                    | 2,966.57      |



**Harris County ESD No. 1 - GOF**  
**Profit & Loss Detail**  
 January through September 2024

| Type                                               | Date       | Num      | Adj | Name                              | Memo                                                       | Amount     |
|----------------------------------------------------|------------|----------|-----|-----------------------------------|------------------------------------------------------------|------------|
| Bill                                               | 07/31/2024 | 218784   |     | Radcliffe Bobbitt Adams Polley    | Legal - Elections - JULY 2024                              | 90.00      |
| Total 52550 · Election Expense                     |            |          |     |                                   |                                                            | 8,964.75   |
| Total 52000 · Contract Services (DNU)              |            |          |     |                                   |                                                            | 302,501.99 |
| <b>53000 · Operations (DNU)</b>                    |            |          |     |                                   |                                                            |            |
| <b>53150 · Dues &amp; Subscriptions</b>            |            |          |     |                                   |                                                            |            |
| Bill                                               | 01/31/2024 | 13858    |     | Oak Interactive, LLC              | Monthly Website Maintenance - January                      | 450.00     |
| Bill                                               | 02/29/2024 | 13886    |     | Oak Interactive, LLC              | Monthly Website Maintenance - February                     | 450.00     |
| Bill                                               | 03/31/2024 | 13912    |     | Oak Interactive, LLC              | Monthly Website Maintenance - March                        | 450.00     |
| Bill                                               | 04/30/2024 | 13945    |     | Oak Interactive, LLC              | Monthly Website Maintenance - April 2024                   | 450.00     |
| Bill                                               | 05/16/2024 | 2024 ... |     | SAFE-D                            | Safe-D Membership Renewal 2024                             | 1,100.00   |
| Bill                                               | 06/01/2024 | 13978    |     | Oak Interactive, LLC              | Monthly Website Maintenance - May 2024                     | 450.00     |
| Bill                                               | 06/30/2024 | 14011    |     | Oak Interactive, LLC              | Monthly Website Maintenance - June 2024                    | 450.00     |
| Bill                                               | 07/31/2024 | 14044    |     | Oak Interactive, LLC              | Monthly Website Maintenance - July 2024                    | 450.00     |
| Bill                                               | 08/31/2024 | 14076    |     | Oak Interactive, LLC              | Monthly Website Maintenance - August 2024                  | 450.00     |
| Bill                                               | 09/30/2024 | 14103    |     | Oak Interactive, LLC              | Monthly Website Maintenance - September 2024               | 450.00     |
| Total 53150 · Dues & Subscriptions                 |            |          |     |                                   |                                                            | 5,150.00   |
| <b>53250 · Computer/Software Support</b>           |            |          |     |                                   |                                                            |            |
| Bill                                               | 02/29/2024 | 2539     |     | The Morton Accounting Services    | Quickbooks Annual Subscription                             | 866.92     |
| Total 53250 · Computer/Software Support            |            |          |     |                                   |                                                            | 866.92     |
| <b>53300 · Printing &amp; Copying</b>              |            |          |     |                                   |                                                            |            |
| Bill                                               | 01/31/2024 | 2528     |     | The Morton Accounting Services    | Copies                                                     | 8.75       |
| Bill                                               | 02/29/2024 | 2539     |     | The Morton Accounting Services    | Copies                                                     | 7.35       |
| Bill                                               | 03/31/2024 | 2555     |     | The Morton Accounting Services    | Copies                                                     | 8.40       |
| Bill                                               | 04/30/2024 | 2560     |     | The Morton Accounting Services    | Copies                                                     | 8.40       |
| Bill                                               | 05/31/2024 | 2573     |     | The Morton Accounting Services    | Copies                                                     | 3.50       |
| Bill                                               | 06/30/2024 | 2588     |     | The Morton Accounting Services    | Copies                                                     | 1.75       |
| Bill                                               | 07/31/2024 | 2597     |     | The Morton Accounting Services    | Copies                                                     | 2.10       |
| Bill                                               | 08/31/2024 | 2610     |     | The Morton Accounting Services    | Copies                                                     | 1.75       |
| Bill                                               | 09/30/2024 | 2625     |     | The Morton Accounting Services    | Copies                                                     | 2.10       |
| Total 53300 · Printing & Copying                   |            |          |     |                                   |                                                            | 44.10      |
| <b>53400 · Office Supplies</b>                     |            |          |     |                                   |                                                            |            |
| Bill                                               | 01/31/2024 | 2528     |     | The Morton Accounting Services    | 1099 Forms, Envelopes, Mailing, & E-filing                 | 54.20      |
| Total 53400 · Office Supplies                      |            |          |     |                                   |                                                            | 54.20      |
| Total 53000 · Operations (DNU)                     |            |          |     |                                   |                                                            | 6,115.22   |
| <b>54000 · General and Admin Expenses</b>          |            |          |     |                                   |                                                            |            |
| <b>54150 · Insurance - Gen Liab-Err &amp; Omis</b> |            |          |     |                                   |                                                            |            |
| Bill                                               | 01/02/2024 | 2024-... |     | VFIS of Texas                     | HARC0-1 Insurance Coverage - 1/1/24 to 1/1/25              | 80,713.00  |
| Bill                                               | 04/26/2024 | INV-3... |     | Cowbell Cyber, Inc                | Cyber Insurance - April 2024                               | 9,254.00   |
| Bill                                               | 08/01/2024 | 14169    |     | VFIS of Texas                     | HARRCOE-01 Insurance Coverage INC EXCESS LIMIT TO 5ML/1... | 1,112.00   |
| Total 54150 · Insurance - Gen Liab-Err & Omis      |            |          |     |                                   |                                                            | 91,079.00  |
| <b>54200 · Insurance - Treasurer's Bond</b>        |            |          |     |                                   |                                                            |            |
| Bill                                               | 08/23/2024 | Pete ... |     | Victor Insurance Managers Inc     | 61BSBZH4083- Serna                                         | 520.00     |
| Total 54200 · Insurance - Treasurer's Bond         |            |          |     |                                   |                                                            | 520.00     |
| <b>54400 · HCAD Qtr Expenses</b>                   |            |          |     |                                   |                                                            |            |
| Bill                                               | 02/29/2024 | CI-00... |     | Harris Central Appraisal District | 2nd Qtr Quarterly 2024 Assessment                          | 49,358.00  |
| Bill                                               | 08/19/2024 | CI-00... |     | Harris Central Appraisal District | 4th Qtr Quarterly 2024 Assessment                          | 50,341.00  |
| Total 54400 · HCAD Qtr Expenses                    |            |          |     |                                   |                                                            | 99,699.00  |
| <b>54600 · Travel &amp; Meetings</b>               |            |          |     |                                   |                                                            |            |
| Bill                                               | 02/16/2024 | FEB 2... |     | Fred A Scibuola                   | -MULTIPLE-                                                 | 56.60      |
| Bill                                               | 02/29/2024 | Feb 2... |     | Chase Card Services               | Gas                                                        | 60.10      |
| Total 54600 · Travel & Meetings                    |            |          |     |                                   |                                                            | 116.70     |
| <b>54650 · Conference, Conven &amp; Meetings</b>   |            |          |     |                                   |                                                            |            |
| Bill                                               | 05/16/2024 | Confe... |     | SAFE-D                            | SAFE-D 2024 Annual Conference                              | 1,475.00   |
| Total 54650 · Conference, Conven & Meetings        |            |          |     |                                   |                                                            | 1,475.00   |
| <b>54700 · Travel/Lodging</b>                      |            |          |     |                                   |                                                            |            |
| Bill                                               | 02/29/2024 | Feb 2... |     | Chase Card Services               | Westin Hotels                                              | 1,336.44   |
| Bill                                               | 09/30/2024 | 2625     |     | The Morton Accounting Services    | Training Dallas                                            | 653.16     |
| Total 54700 · Travel/Lodging                       |            |          |     |                                   |                                                            | 1,989.60   |

4:42 PM

10/18/24

Accrual Basis

### Harris County ESD No. 1 - GOF

### Profit & Loss Detail

January through September 2024

| Type                                     | Date       | Num      | Adj | Name                   | Memo                              | Amount               |
|------------------------------------------|------------|----------|-----|------------------------|-----------------------------------|----------------------|
| Total 54000 - General and Admin Expenses |            |          |     |                        |                                   | 194,879.30           |
| <b>60000 - Interest Expense</b>          |            |          |     |                        |                                   |                      |
| Bill                                     | 05/15/2024 | Loan ... |     | JPMorgan Chase Bank NA | Payment for Loan - \$6,251,874.51 | 32,750.23            |
| Total 60000 - Interest Expense           |            |          |     |                        |                                   | 32,750.23            |
| Total Expense                            |            |          |     |                        |                                   | 15,437,053.92        |
| Net Ordinary Income                      |            |          |     |                        |                                   | -9,517,497.36        |
| <b>Net Income</b>                        |            |          |     |                        |                                   | <b>-9,517,497.36</b> |



AG|CM, Inc.  
P.O. Box 2682  
1101 Ocean Drive (78404)  
Corpus Christi, TX 78403  
361-882-0469

Harris County ESD #1  
Attn: Jeremy Hyde  
2800 Aldine Bender Rd.  
Houston, TX 77032

Invoice number 11901  
Date 10/01/2024

Project **22-012P Harris County ESD 1 Stations  
93 and 96**

Billing Period 09/01/2024 - 09/29/2024

**Invoice Summary**

| Description                                                  | Contract Amount | Total Billed | Prior Billed | Current Billed | Remaining | Percent Complete |
|--------------------------------------------------------------|-----------------|--------------|--------------|----------------|-----------|------------------|
| <b>PROJECT MANAGEMENT SUPPORT</b>                            | 259,140.00      | 259,139.67   | 259,139.67   | 0.00           | 0.33      | 100.00           |
| <b>CONTRACT FEE EXTENSION</b>                                | 36,091.00       | 28,498.68    | 18,018.18    | 10,480.50      | 7,592.32  | 78.96            |
| <b>SURVEY SERVICE AT 1.10</b>                                |                 |              |              |                |           |                  |
| CO IDS SURVEYING                                             | 10,051.80       | 10,051.80    | 10,051.80    | 0.00           | 0.00      | 100.00           |
| CO ENVIORMENTAL/ASBESTOS                                     | 17,930.00       | 16,830.00    | 16,830.00    | 0.00           | 1,100.00  | 93.87            |
| CO GOETECH                                                   | 12,100.00       | 12,100.00    | 12,100.00    | 0.00           | 0.00      | 100.00           |
| CO CMT                                                       | 51,033.40       | 51,033.40    | 51,033.40    | 0.00           | 0.00      | 100.00           |
| CO CMT #1 UES/ALPHA<br>ADDITIONAL TRIPS, TESTING &<br>BORING | 17,415.20       | 10,422.50    | 5,142.50     | 5,280.00       | 6,992.70  | 59.85            |
| Subtotal                                                     | 108,530.40      | 100,437.70   | 95,157.70    | 5,280.00       | 8,092.70  | 92.54            |
| Total                                                        | 403,761.40      | 388,076.05   | 372,315.55   | 15,760.50      | 15,685.35 | 96.12            |

**Professional Fees**

|                            | Hours | Rate   | Billed Amount |
|----------------------------|-------|--------|---------------|
| Project Manager            |       |        |               |
| Fletcher G. Love           | 32.50 | 137.00 | 4,452.50      |
| George V. Grainger, Jr.    | 44.00 | 137.00 | 6,028.00      |
| Professional Fees subtotal | 76.50 |        | 10,480.50     |

**Professional Fees**

|                    | Units | Rate     | Billed Amount    |
|--------------------|-------|----------|------------------|
| Other Consultant   |       |          |                  |
| Alpha Testing, LLC | 1.00  | 5,280.00 | 5,280.00         |
| Invoice total      |       |          | <b>15,760.50</b> |

**Aging Summary**

| Invoice Number | Invoice Date | Outstanding | Current   | Over 30   | Over 60 | Over 90 | Over 120 |
|----------------|--------------|-------------|-----------|-----------|---------|---------|----------|
| 11826R         | 09/01/2024   | 31,543.10   |           | 31,543.10 |         |         |          |
| 11901          | 10/01/2024   | 15,760.50   | 15,760.50 |           |         |         |          |
|                | Total        | 47,303.60   | 15,760.50 | 31,543.10 | 0.00    | 0.00    | 0.00     |

Approved by:

Kenneth V. Eldridge  
Director of Operations

*NOTE:*  
Please send all accounts receivable correspondent to ar@agcm.com.

**IMPORTANT PAYMENT INFORMATION:**  
Please call to verify any changes to our ACH information at 361-882-0469 ext 311 or 361-215-1533 (Brenda Brewer's cell) prior to making the changes.

**REMIT PAYMENT TO:**  
AG|CM, Inc.  
P.O. Box 2682  
Corpus Christi, TX 78403

**Invoice Supporting Detail**

22-012P Harris County ESD 1 Stations 93 and 96  
PROJECT MANAGEMENT SUPPORT  
Preconstruction & Design

Phase Status: Active

Billing Cutoff: 09/29/2024

| Date | Units | Rate | Amount |
|------|-------|------|--------|
|------|-------|------|--------|

WIP Status:

|          |      |
|----------|------|
| Subtotal | 0.00 |
| total    | 0.00 |

PROJECT MANAGEMENT SUPPORT  
Construction Phase

Phase Status: Active

Billing Cutoff: 09/29/2024

| Date | Units | Rate | Amount |
|------|-------|------|--------|
|------|-------|------|--------|

WIP Status:

|          |      |
|----------|------|
| Subtotal | 0.00 |
| total    | 0.00 |

Survey Service at 1.10  
CO IDS Surveying

Phase Status: Active

Billing Cutoff: 09/29/2024

| Date | Units | Rate | Amount |
|------|-------|------|--------|
|------|-------|------|--------|

WIP Status:

|          |      |
|----------|------|
| Subtotal | 0.00 |
| total    | 0.00 |

Survey Service at 1.10  
CO Environmental/Asbestos

Phase Status: Active

Billing Cutoff: 09/29/2024

| Date | Units | Rate | Amount |
|------|-------|------|--------|
|------|-------|------|--------|

WIP Status:

|          |      |
|----------|------|
| Subtotal | 0.00 |
| total    | 0.00 |

Survey Service at 1.10  
CO Goetech

Phase Status: Active

Billing Cutoff: 09/29/2024

| Date | Units | Rate | Amount |
|------|-------|------|--------|
|------|-------|------|--------|

WIP Status:

|          |      |
|----------|------|
| Subtotal | 0.00 |
| total    | 0.00 |

Survey Service at 1.10  
CO CMT

Phase Status: Active

Billing Cutoff: 09/29/2024

| Date | Units | Rate | Amount |
|------|-------|------|--------|
|------|-------|------|--------|

WIP Status:

|          |      |
|----------|------|
| Subtotal | 0.00 |
|----------|------|

**Invoice Supporting Detail**

22-012P Harris County ESD 1 Stations 93 and 96  
 Survey Service at 1.10  
 CO CMT

Phase Status: Active

Billing Cutoff: 09/29/2024

| Date  | Units | Rate | Amount |
|-------|-------|------|--------|
| total |       |      | 0.00   |

Survey Service at 1.10  
 CO CMT #1 UES/Alpha Additional Trips, Testing & Boring

Phase Status: Active

Billing Cutoff: 09/29/2024

| Date             | Units | Rate     | Amount   |
|------------------|-------|----------|----------|
| 09/29/2024       | 1.00  | 5,280.00 | 5,280.00 |
| Subtotal         |       |          | 5,280.00 |
| Consultant total |       |          | 5,280.00 |

**Consultant** WIP Status: Billable

Alpha Testing, LLC  
 Other Consultant

**Contract Fee Extension**

Phase Status: Active

Billing Cutoff: 09/29/2024

| Date | Units | Rate | Amount |
|------|-------|------|--------|
|------|-------|------|--------|

**Labor** WIP Status: Billable

Project Manager

Fletcher G. Love

|                                                                                                       |            |      |        |        |
|-------------------------------------------------------------------------------------------------------|------------|------|--------|--------|
| Billable Time                                                                                         | 09/04/2024 | 3.00 | 137.00 | 411.00 |
| <i>Site visits, photos, daily reports, on site discussions with superintendents</i>                   |            |      |        |        |
| Billable Time                                                                                         | 09/05/2024 | 3.00 | 137.00 | 411.00 |
| <i>Site visits, photos, daily reports, on site discussions regarding 96 retention pond issues.</i>    |            |      |        |        |
| Billable Time                                                                                         | 09/06/2024 | 3.00 | 137.00 | 411.00 |
| <i>Site visits, photos, daily reports</i>                                                             |            |      |        |        |
| Billable Time                                                                                         | 09/09/2024 | 2.50 | 137.00 | 342.50 |
| <i>Site visits, photos, daily reports</i>                                                             |            |      |        |        |
| Billable Time                                                                                         | 09/10/2024 | 4.00 | 137.00 | 548.00 |
| <i>Site visits, photos, daily reports, Ramp Wall Discussion Teams meeting</i>                         |            |      |        |        |
| Billable Time                                                                                         | 09/11/2024 | 3.50 | 137.00 | 479.50 |
| <i>Site visit, OAC meeting, on site discussion with management team</i>                               |            |      |        |        |
| Billable Time                                                                                         | 09/12/2024 | 2.00 | 137.00 | 274.00 |
| <i>Site visits, photos, daily reports</i>                                                             |            |      |        |        |
| Billable Time                                                                                         | 09/13/2024 | 2.50 | 137.00 | 342.50 |
| <i>Site visits, photos, daily reports</i>                                                             |            |      |        |        |
| Billable Time                                                                                         | 09/16/2024 | 3.00 | 137.00 | 411.00 |
| <i>Site visits, photos, daily reports, EMS 96 Ramp Wall coordination meeting</i>                      |            |      |        |        |
| Billable Time                                                                                         | 09/17/2024 | 2.00 | 137.00 | 274.00 |
| <i>Site visits, photos, daily reports</i>                                                             |            |      |        |        |
| Billable Time                                                                                         | 09/18/2024 | 2.00 | 137.00 | 274.00 |
| <i>Site visits, photos, daily reports, on site discussion regarding progress with superintendents</i> |            |      |        |        |
| Billable Time                                                                                         | 09/19/2024 | 2.00 | 137.00 | 274.00 |
| <i>Site visits, photos, daily reports</i>                                                             |            |      |        |        |

**Invoice Supporting Detail**

22-012P Harris County ESD 1 Stations 93 and 96

Contract Fee Extension

Phase Status: Active

Billing Cutoff: 09/29/2024

| Date | Units | Rate | Amount |
|------|-------|------|--------|
|------|-------|------|--------|

**Labor**

WIP Status: Billable

Project Manager

Subtotal **32.50** **4,452.50**

George V. Grainger, Jr.

Billable Time 09/03/2024 4.00 137.00 548.00

*Drawing review, finish material coordination, owner correspondence, pond issue discussion, submittal review*

Billable Time 09/04/2024 1.00 137.00 137.00

*Utilities correspondence, MUD discussion*

Billable Time 09/05/2024 1.00 137.00 137.00

*Utilities correspondence, pond correspondence,*

Billable Time 09/06/2024 3.00 137.00 411.00

*Call with Centerpoint, Call with geotech, utilities correspondence, pond correspondence*

Billable Time 09/09/2024 1.00 137.00 137.00

*Detention pond review/correspondence*

Billable Time 09/10/2024 2.00 137.00 274.00

*Detention pond meeting*

Billable Time 09/11/2024 4.00 137.00 548.00

*OAC meeting, site walk with client and observation reports, meeting followups*

Billable Time 09/12/2024 2.00 137.00 274.00

*Utilities correspondence, observation report review, contractor pay apps review*

Billable Time 09/13/2024 5.00 137.00 685.00

*Utilities correspondence, owner pond update, owner schedule update/review, owner MUD update/review, MUD correspondence, CMT invoice review*

Billable Time 09/16/2024 2.00 137.00 274.00

*Pond teams meeting, Alpha work orders/correspondence, pond drawing review*

Billable Time 09/17/2024 5.00 137.00 685.00

*Site visits and observation reports, pond followup, utilities followups, owner correspondence, walkthrough followups*

Billable Time 09/18/2024 2.00 137.00 274.00

*Owner correspondence, IT correspondence, power correspondence, pond correspondence,*

Billable Time 09/20/2024 1.00 137.00 137.00

*Pond correspondence, owner correspondence, utilities correspondence*

Billable Time 09/23/2024 4.00 137.00 548.00

*Monthly reports, owner correspondence, pond correspondence*

Billable Time 09/24/2024 3.00 137.00 411.00

*Board meeting/prep/followups, pond correspondence, utilities correspondence*

Billable Time 09/25/2024 3.00 137.00 411.00

*OAC meeting, site walks and observation reports, MUD correspondence*

Billable Time 09/26/2024 1.00 137.00 137.00

*MUD correspondence, utilities correspondence, contractor correspondence*

Subtotal **44.00** **6,028.00**

Labor total **76.50** **10,480.50**

**Invoice Supporting Detail**

Invoice Summary

|              | Contract          | Billed            | %         | Remaining        | %        |
|--------------|-------------------|-------------------|-----------|------------------|----------|
| Labor        | 295,231.00        | 285,879.25        | 97        | 9,351.75         | 3        |
| Expense      |                   | 1,759.10          |           | -1,759.10        |          |
| Consultant   | 108,530.40        | 100,437.70        | 93        | 8,092.70         | 7        |
| <b>Total</b> | <b>403,761.40</b> | <b>388,076.05</b> | <b>96</b> | <b>15,685.35</b> | <b>4</b> |





**Alpha Testing, LLC**  
 15811 Tuckerton Rd  
 Houston, TX 77095  
 713-360-0460

**Project Name:** HCESD Station 96  
 Washington Drive  
 Houston, Texas

**Client:** AG|CM, Inc. - Houston  
 ATTN: Paul Kullman  
 3200 Wilcrest Drive, Suite 100  
 Houston, TX 77042  
 (713) 316-4506

**Invoice No:** 229208  
**Invoice Date:** 8/30/2024  
**Project Mgr:** Victor Guevara Jr.

**Customer P.O. No:** Work Order 22-012P #4      **Project No:** H223407      **Items through:** 8/30/2024      **Terms:** NET 30

| Quantity | Description of work | Report Date | Report # | Unit Price | Per | Extension  |
|----------|---------------------|-------------|----------|------------|-----|------------|
| 1.00     | CHANGE ORDER NO. 1  | 8/30/2024   | 1        | \$4,800.00 | LS  | \$4,800.00 |

|                             |             |
|-----------------------------|-------------|
| <b>Estimated Budget:</b>    | \$10,300.00 |
| <b>Previously Invoiced:</b> | \$5,500.00  |
| <b>Total This Invoice:</b>  | \$4,800.00  |
| <b>Remaining Budget:</b>    | \$0.00      |

**Pay this Invoice Total: \$4,800.00**

**PLEASE REMIT ALL PAYMENTS TO THE FOLLOWING:**

Alpha Testing, LLC  
 15811 Tuckerton Rd  
 Houston, TX 77095

*For any questions concerning this invoice, please contact our project manager for clarification.*



# AIA Document G742™ - 2015

## Application and Certificate for Payment for a Design-Build Project

**TO OWNER:** Harris Co. ESD #1  
2800 Aldine Bender Rd.  
Houston, TX 77032

**PROJECT:** Harris Co. ESD #93 & #96  
#93: 7710 Fallbrook, Houston, TX  
77086 & #96: 2947 Washington Ave.,  
Houston, TX 77007

**FROM DESIGN-BUILDER:** Construction Masters of Houston  
P. O. Box 1587  
Pearland, TX 77588

**APPLICATION NO:** 019  
**PERIOD TO:** September 30, 2024

**CONTRACT FOR:** General Construction  
**CONTRACT DATE:**  
**PROJECT NOS:** / 6922

**Distribution to:**  
OWNER:   
ARCHITECT:   
DESIGN-BUILDER:   
FIELD:   
OTHER:

### DESIGN-BUILDER'S APPLICATION FOR PAYMENT

Application is made for payment, as shown below, in connection with the Contract, AIA Document G743™, Continuation Sheet for a Design-Build Project, is attached.

|                                                              |              |
|--------------------------------------------------------------|--------------|
| 1. ORIGINAL CONTRACT SUM .....                               | \$302,500.00 |
| 2. NET CHANGE BY CHANGE ORDERS .....                         | \$145,601.08 |
| 3. CONTRACT SUM TO DATE (Line 1 ± 2) .....                   | \$448,101.08 |
| 4. TOTAL COMPLETED & STORED TO DATE (Column G on G743) ..... | \$419,476.08 |

5. RETAINAGE:

|                                                                    |        |
|--------------------------------------------------------------------|--------|
| a. 0 % of Completed Work<br>(Column D + E on G743)                 | \$0.00 |
| b. 0 % of Stored Material<br>(Column F on G743)                    | \$0.00 |
| Total Retainage (Lines 5a + 5b or Total in Column I of G743) ..... | \$0.00 |

|                                                 |              |
|-------------------------------------------------|--------------|
| 6. TOTAL EARNED LESS RETAINAGE .....            | \$419,476.08 |
| (Line 4 Less Line 5 Total)                      |              |
| 7. LESS PREVIOUS CERTIFICATES FOR PAYMENT ..... | \$410,551.08 |
| (Line 6 from prior Certificate)                 |              |

|                                                                   |             |
|-------------------------------------------------------------------|-------------|
| 8. CURRENT PAYMENT DUE .....                                      | \$8,925.00  |
| 9. BALANCE TO FINISH, INCLUDING RETAINAGE<br>(Line 3 less Line 6) | \$28,625.00 |

| CHANGE ORDER SUMMARY                               | ADDITIONS           | DEDUCTIONS          |
|----------------------------------------------------|---------------------|---------------------|
| Total changes approved in previous months by Owner | \$145,601.08        | \$0.00              |
| Total approved this Month                          | \$0.00              | \$0.00              |
| <b>TOTALS</b>                                      | <b>\$145,601.08</b> | <b>\$0.00</b>       |
| <b>NET CHANGES by Change Order</b>                 |                     | <b>\$145,601.08</b> |

The undersigned Design-Builder certifies that to the best of the Design-Builder's knowledge, information and belief the Work covered by this Application for Payment has been completed in accordance with the Design-Build Documents, that all amounts have been paid by the Design-Builder for Work for which previous Certificates for Payment were issued and payments received from the Owner, and that current payment shown herein is now due.

**DESIGN-BUILDER:**  
By: \_\_\_\_\_ Date: October 14, 2024  
State of: Texas

County of: Brazoria  
Subscribed and sworn to before me this 14<sup>th</sup> day of October, 2024  
Notary Public: Marjorie Carns  
My Commission expires: September 26, 2025



### CERTIFICATE FOR PAYMENT

In accordance with the Design-Build Documents, based on the Owner's review of the Work and the data comprising this application, the Owner determines the following amount is properly due and owing to the Design-Builder.

**AMOUNT DUE** ..... \$8,925.00  
(Attach explanation if amount certified differs from the amount applied. Initial all figures on this Application and on the Continuation Sheet that are changed to conform with the amount certified.)

**OWNER:** \_\_\_\_\_  
By: \_\_\_\_\_ Date: \_\_\_\_\_

This Certificate is not negotiable. The AMOUNT CERTIFIED is payable only to the Design-Builder named herein. Issuance, payment and acceptance of payment are without prejudice to any rights of the Owner or Design-Builder under this Contract.

AIA Document G742 - 2015. Copyright © 2015. All rights reserved. "The American Institute of Architects," "AIA," the AIA Logo, and "AIA Contract Documents" are trademarks of The American Institute of Architects. This document was produced at 11:40:08 ET on 10/14/2024 under Order No. 4704250284 which expires on 02/19/2025. is not for resale. is licensed for one-time use only, and may only be used in accordance with the AIA Contract Documents® Terms of Service. To report copyright violations, e-mail docinfo@aiacontracts.com.  
User Notes: (389ADA36)



## Conditional Waiver & Release Upon Partial Payment

Whereas, the undersigned **Construction Masters of Houston, Inc.** has performed work or furnished materials for improvement to property known as **Harris County ESD #93 & #96, Design Phase** located in the city of Houston, state of Texas.

The undersigned further certifies that all labor and materials furnished by the undersigned in connection with the above-named project has been paid in full and agrees to indemnify and save harmless the said Owner, **Harris County ESD #1**, against all loss, damages, cost or expense of any character whatsoever that may arise by reason of claims for labor or unpaid material used in connection with said improvements. When the check has been properly endorsed and has been paid by the bank upon which it is drawn, this document shall become effective to release pro tanto, any mechanic's lien, stop notice or bond right the undersigned has on the job.

Signed, Sealed and Delivered This 14<sup>th</sup> Day of October, 2024

**Construction Masters of Houston, Inc.**

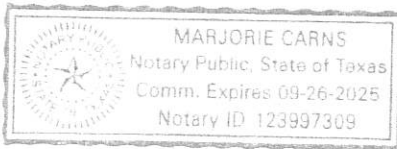
By: \_\_\_\_\_

Title: **President**

State of Texas }  
County of Brazoria }

Before me, the undersigned authority, on this day appeared **Justin Davis**, a person known to me, who upon being placed under oath, stated that he read and signed the foregoing instrument for the purposes and consideration therein stated and as the act and deed of **Construction Masters of Houston, Inc.** and further stated that each statement therein is within his knowledge and is true and correct.

Sworn and subscribed to before me on the 14<sup>th</sup> day of October, 2024.



*Marjorie Carns*  
\_\_\_\_\_  
Notary Public in and for Brazoria County, Texas  
My commission expires: 9/26/25



# AIA Document G742™ - 2015

## Application and Certificate for Payment for a Design-Build Project

**TO OWNER:** Harris Co. ESD #1 PROJECT: HCESD #93 & 96 Construction Phase APPLICATION NO: 013  
 2800 Aldine Bender Rd. #93: 7710 Fallbrook, Houston, TX PERIOD TO: September 30, 2024  
 Houston, TX 77032 77086  
 #96: 2947 Washington Ave, CONTRACT FOR: General Construction  
 Houston, TX 77007 DESIGN-BUILDER:   
**FROM** Construction Masters of Houston P. O. Box 1587 CONTRACT DATE: June 20, 2023  
 Pearlland, TX 77588 DESIGN-BUILDER:   
**DESIGN-BUILDER** FIELD:   
 OTHER:

### DESIGN-BUILDER'S APPLICATION FOR PAYMENT

Application is made for payment, as shown below, in connection with the Contract, AIA Document G743™. Continuation Sheet for a Design-Build Project, is attached.

|                                                              |                |
|--------------------------------------------------------------|----------------|
| 1. ORIGINAL CONTRACT SUM .....                               | \$6,919,000.00 |
| 2. NET CHANGE BY CHANGE ORDERS .....                         | \$181,148.06   |
| 3. CONTRACT SUM TO DATE (Line 1 + 2) .....                   | \$7,100,148.06 |
| 4. TOTAL COMPLETED & STORED TO DATE (Column G on G743) ..... | \$6,461,727.06 |

**5. RETAINAGE:**

- a. 5.00 % of Completed Work  
(Column D + E on G743) \$323,086.35
- b. 0 % of Stored Material  
(Column F on G743) \$0.00

|                                                                    |                |
|--------------------------------------------------------------------|----------------|
| Total Retainage (Lines 5a + 5b or Total in Column I of G743) ..... | \$323,086.35   |
| 6. TOTAL EARNED LESS RETAINAGE .....                               | \$6,138,640.71 |
| (Line 4 Less Line 5 Total)                                         |                |

|                                                 |                |
|-------------------------------------------------|----------------|
| 7. LESS PREVIOUS CERTIFICATES FOR PAYMENT ..... | \$5,851,944.52 |
| (Line 6 from prior Certificate)                 |                |

|                                                                   |              |
|-------------------------------------------------------------------|--------------|
| 8. CURRENT PAYMENT DUE .....                                      | \$286,696.19 |
| 9. BALANCE TO FINISH, INCLUDING RETAINAGE<br>(Line 3 less Line 6) | \$961,507.35 |

| CHANGE ORDER SUMMARY                               | ADDITIONS           | DEDUCTIONS          |
|----------------------------------------------------|---------------------|---------------------|
| Total changes approved in previous months by Owner | \$259,123.06        | \$77,975.00         |
| Total approved this Month                          | \$0.00              | \$0.00              |
| <b>TOTALS</b>                                      | <b>\$259,123.06</b> | <b>\$77,975.00</b>  |
| <b>NET CHANGES by Change Order</b>                 |                     | <b>\$181,148.06</b> |

The undersigned Design-Builder certifies that to the best of the Design-Builder's knowledge, information and belief the Work covered by this Application for Payment has been completed in accordance with the Design-Build Documents, that all amounts have been paid by the Design-Builder for Work for which previous Certificates for Payment were issued and payments received from the Owner, and that current payment shown herein is now due.

**DESIGN-BUILDER:**

By: *[Signature]*  
State of: Texas

Date: October 14, 2024



County of: Brazoria

Subscribed and sworn to before me this 14<sup>th</sup> day of October, 2024

Notary Public: Marjorie Carns *[Signature]*  
My Commission expires: September 26, 2025

### CERTIFICATE FOR PAYMENT

In accordance with the Design-Build Documents, based on the Owner's review of the Work and the data comprising this application, the Owner determines the following amount is properly due and owing to the Design-Builder.

AMOUNT DUE ..... \$286,696.19

(Attach explanation if amount certified differs from the amount applied. Initial all figures on this Application and on the Continuation Sheet that are changed to conform with the amount certified.)

**ARCHITECT:**

By: *[Signature]*

Date: 16-OCT-2024

This Certificate is not negotiable. THE AMOUNT CERTIFIED is payable only to the Design-Builder named herein. Issuance, payment and acceptance of payment are without prejudice to any rights of the Owner or Design-Builder under this Contract.

AIA Document G742 - 2015. Copyright © 2015. All rights reserved. "The American Institute of Architects," "AIA," the AIA Logo, and "AIA Contract Documents" are trademarks of The American Institute of Architects. This document was produced at 12:26:37 ET on 10/14/2024, under Order No. 4104250254, which expires on 02/13/2025. is not for resale. is licensed for one-time use only, and may only be used in accordance with the AIA Contract Documents® Terms of Service. To report copyright violations, e-mail docinfo@aiaccontracts.com.

# AIA<sup>®</sup> Document G743<sup>™</sup> – 2015

## Continuation Sheet for a Design-Build Project

AIA Document G742<sup>™</sup>, Application and Certification for Payment, containing Design-Builder's signed certification is attached.

Use Column I on Contracts where variable retainage for line items may apply.

APPLICATION NO: 013  
 APPLICATION DATE: October 14, 2024  
 PERIOD TO: September 30, 2024  
 OWNER'S PROJECT NO: HCESD 93 & 96 Construction Phase

| A<br>ITEM NO. | B<br>DESCRIPTION OF WORK         | C<br>SCHEDULED VALUE | D<br>WORK COMPLETED               |          | E<br>THIS PERIOD | F<br>MATERIALS PRESENTLY STORED (NOT IN D OR E) | G<br>TOTAL COMPLETED AND STORED TO DATE (D + E + F) | % (G÷C) | H<br>BALANCE TO FINISH (C - G) | I<br>RETAINAGE (IF VARIABLE RATE) |
|---------------|----------------------------------|----------------------|-----------------------------------|----------|------------------|-------------------------------------------------|-----------------------------------------------------|---------|--------------------------------|-----------------------------------|
|               |                                  |                      | FROM PREVIOUS APPLICATION (D + E) |          |                  |                                                 |                                                     |         |                                |                                   |
|               | EMS Station #93                  | 0.00                 | 0.00                              | 0.00     | 0.00             | 0.00                                            | 0.00                                                | 0.00%   | 0.00                           | 0.00                              |
| 1.01          | Supervision / Project Management | 88,000.00            | 82,400.00                         | 0.00     | 0.00             | 0.00                                            | 82,400.00                                           | 93.64%  | 5,600.00                       | 0.00                              |
| 1.02          | Temporary Controls               | 34,600.00            | 31,680.00                         | 1,500.00 | 0.00             | 0.00                                            | 33,180.00                                           | 95.90%  | 1,420.00                       | 0.00                              |
| 1.03          | Construction Surveying           | 6,600.00             | 6,600.00                          | 0.00     | 0.00             | 0.00                                            | 6,600.00                                            | 100.00% | 0.00                           | 0.00                              |
| 1.04          | Equipment Rental                 | 6,600.00             | 5,600.00                          | 1,000.00 | 0.00             | 0.00                                            | 6,600.00                                            | 100.00% | 0.00                           | 0.00                              |
| 1.05          | Final Cleaning                   | 3,100.00             | 0.00                              | 0.00     | 0.00             | 0.00                                            | 0.00                                                | 0.00%   | 3,100.00                       | 0.00                              |
| 1.06          | General Labor                    | 5,500.00             | 4,500.00                          | 0.00     | 0.00             | 0.00                                            | 4,500.00                                            | 81.82%  | 1,000.00                       | 0.00                              |
| 1.07          | GL & BR Insurance                | 34,500.00            | 30,600.00                         | 2,000.00 | 0.00             | 0.00                                            | 32,600.00                                           | 94.49%  | 1,900.00                       | 0.00                              |
| 1.08          | P&P Bonds                        | 42,974.00            | 42,974.00                         | 0.00     | 0.00             | 0.00                                            | 42,974.00                                           | 100.00% | 0.00                           | 0.00                              |
| 1.09          | Permits                          | 1,922.00             | 1,922.00                          | 0.00     | 0.00             | 0.00                                            | 1,922.00                                            | 100.00% | 0.00                           | 0.00                              |
| 2.01          | Site Demolition                  | 43,800.00            | 43,800.00                         | 0.00     | 0.00             | 0.00                                            | 43,800.00                                           | 100.00% | 0.00                           | 0.00                              |
| 2.02          | Earthwork                        | 93,300.00            | 90,950.00                         | 2,350.00 | 0.00             | 0.00                                            | 93,300.00                                           | 100.00% | 0.00                           | 0.00                              |
| 2.03          | Erosion Control                  | 6,300.00             | 5,204.00                          | 0.00     | 0.00             | 0.00                                            | 5,204.00                                            | 82.60%  | 1,096.00                       | 0.00                              |
| 2.04          | Water Distribution               | 74,600.00            | 71,597.92                         | 0.00     | 0.00             | 0.00                                            | 71,597.92                                           | 95.98%  | 3,002.08                       | 0.00                              |
| 2.05          | Sanitary Sewer                   | 25,200.00            | 23,950.00                         | 0.00     | 0.00             | 0.00                                            | 23,950.00                                           | 95.04%  | 1,250.00                       | 0.00                              |
| 2.06          | Storm Drainage                   | 148,100.00           | 146,850.00                        | 0.00     | 0.00             | 0.00                                            | 146,850.00                                          | 99.16%  | 1,250.00                       | 0.00                              |
| 2.07          | Paving Specialties               | 4,900.00             | 0.00                              | 0.00     | 0.00             | 0.00                                            | 0.00                                                | 0.00%   | 4,900.00                       | 0.00                              |
| 2.08          | Irrigation System                | 13,800.00            | 12,000.00                         | 0.00     | 0.00             | 0.00                                            | 12,000.00                                           | 86.96%  | 1,800.00                       | 0.00                              |
| 2.09          | Fence & Gates                    | 64,600.00            | 63,190.00                         | 0.00     | 0.00             | 0.00                                            | 63,190.00                                           | 97.82%  | 1,410.00                       | 0.00                              |
| 2.10          | Landscaping                      | 23,900.00            | 13,845.00                         | 2,345.00 | 0.00             | 0.00                                            | 16,190.00                                           | 67.74%  | 7,710.00                       | 0.00                              |
| 2.11          | Seeding                          | 9,800.00             | 0.00                              | 0.00     | 0.00             | 0.00                                            | 0.00                                                | 0.00%   | 9,800.00                       | 0.00                              |
| 3.01          | Concrete                         | 376,400.00           | 376,400.00                        | 0.00     | 0.00             | 0.00                                            | 376,400.00                                          | 100.00% | 0.00                           | 0.00                              |
| 4.01          | Masonry                          | 13,900.00            | 13,900.00                         | 0.00     | 0.00             | 0.00                                            | 13,900.00                                           | 100.00% | 0.00                           | 0.00                              |
| 5.01          | Steel Erection                   | 106,400.00           | 103,814.44                        | 2,585.56 | 0.00             | 0.00                                            | 106,400.00                                          | 100.00% | 0.00                           | 0.00                              |
| 5.02          | Miscellaneous Steel              | 14,500.00            | 14,500.00                         | 0.00     | 0.00             | 0.00                                            | 14,500.00                                           | 100.00% | 0.00                           | 0.00                              |

AIA Document G743 – 2015. Copyright © 2015. All rights reserved. "The American Institute of Architects," "AIA," the AIA Logo, and "AIA Contract Documents" are trademarks of The American Institute of Architects. This document was produced at 11:51:26 ET on 10/14/2024 under Order No. 4104250254 which expires on 02/13/2025; is not for resale, is licensed for one-time use only, and may only be used in accordance with the AIA Contract Documents' Terms of Service. To report copyright violations, e-mail docinfo@aiacontracts.com.

User Notes: (359ADA9B)

| A     | B                         | C          | D                                 |                            | E                                          |                                                | F    | G          |                           | H         | I    |
|-------|---------------------------|------------|-----------------------------------|----------------------------|--------------------------------------------|------------------------------------------------|------|------------|---------------------------|-----------|------|
|       |                           |            | FROM PREVIOUS APPLICATION (D + E) | WORK COMPLETED THIS PERIOD | MATERIALS PRESENTLY STORED (NOT IN D OR E) | TOTAL COMPLETED AND STORED TO DATE (D + E + F) |      | % (G+C)    | BALANCE TO FINISH (C - G) |           |      |
| 6.01  | Rough Carpentry           | 5,600.00   | 5,600.00                          | 0.00                       | 0.00                                       | 0.00                                           | 0.00 | 5,600.00   | 100.00%                   | 0.00      | 0.00 |
| 6.02  | Millwork & Counters       | 44,200.00  | 26,520.00                         | 0.00                       | 0.00                                       | 0.00                                           | 0.00 | 26,520.00  | 60.00%                    | 17,680.00 | 0.00 |
| 7.01  | Waterproofing & Rigid Ins | 24,700.00  | 24,700.00                         | 0.00                       | 0.00                                       | 0.00                                           | 0.00 | 24,700.00  | 100.00%                   | 0.00      | 0.00 |
| 7.02  | Batt Insulation           | 14,900.00  | 14,900.00                         | 0.00                       | 0.00                                       | 0.00                                           | 0.00 | 14,900.00  | 100.00%                   | 0.00      | 0.00 |
| 7.03  | Roof Accessories          | 2,200.00   | 2,200.00                          | 0.00                       | 0.00                                       | 0.00                                           | 0.00 | 2,200.00   | 100.00%                   | 0.00      | 0.00 |
| 8.01  | Doors, Frames & Hardware  | 80,700.00  | 68,734.00                         | 0.00                       | 0.00                                       | 0.00                                           | 0.00 | 68,734.00  | 85.17%                    | 11,966.00 | 0.00 |
| 8.02  | Overhead Doors            | 53,400.00  | 53,400.00                         | 0.00                       | 0.00                                       | 0.00                                           | 0.00 | 53,400.00  | 100.00%                   | 0.00      | 0.00 |
| 8.03  | Glass Package             | 60,200.00  | 57,187.42                         | 3,012.58                   | 0.00                                       | 0.00                                           | 0.00 | 60,200.00  | 100.00%                   | 0.00      | 0.00 |
| 9.01  | Gypsum Assemblies         | 191,900.00 | 188,057.26                        | 0.00                       | 0.00                                       | 0.00                                           | 0.00 | 188,057.26 | 98.00%                    | 3,842.74  | 0.00 |
| 9.02  | Flooring & Tile           | 46,900.00  | 31,488.17                         | 0.00                       | 0.00                                       | 0.00                                           | 0.00 | 31,488.17  | 67.14%                    | 15,411.83 | 0.00 |
| 9.03  | Acoustical Ceilings       | 10,900.00  | 8,175.00                          | 2,725.00                   | 0.00                                       | 0.00                                           | 0.00 | 10,900.00  | 100.00%                   | 0.00      | 0.00 |
| 9.04  | Painting                  | 37,100.00  | 31,104.00                         | 292.28                     | 0.00                                       | 0.00                                           | 0.00 | 31,396.28  | 84.63%                    | 5,703.72  | 0.00 |
| 9.05  | Polished Concrete         | 17,900.00  | 0.00                              | 0.00                       | 0.00                                       | 0.00                                           | 0.00 | 0.00       | 0.00%                     | 17,900.00 | 0.00 |
| 10.01 | Pest Control              | 1,300.00   | 1,300.00                          | 0.00                       | 0.00                                       | 0.00                                           | 0.00 | 1,300.00   | 100.00%                   | 0.00      | 0.00 |
| 10.02 | Flagpoles                 | 4,300.00   | 0.00                              | 4,300.00                   | 0.00                                       | 0.00                                           | 0.00 | 4,300.00   | 100.00%                   | 0.00      | 0.00 |
| 10.03 | Graphics                  | 18,500.00  | 16,433.20                         | 0.00                       | 0.00                                       | 0.00                                           | 0.00 | 16,433.20  | 88.83%                    | 2,066.80  | 0.00 |
| 10.04 | Aluminum Canopies         | 45,000.00  | 27,485.94                         | 17,514.06                  | 0.00                                       | 0.00                                           | 0.00 | 45,000.00  | 100.00%                   | 0.00      | 0.00 |
| 10.05 | Miscellaneous Accessories | 12,000.00  | 1,641.23                          | 5,000.00                   | 0.00                                       | 0.00                                           | 0.00 | 6,641.23   | 55.34%                    | 5,358.77  | 0.00 |
| 11.01 | Appliances                | 17,000.00  | 3,200.00                          | 0.00                       | 0.00                                       | 0.00                                           | 0.00 | 3,200.00   | 18.82%                    | 13,800.00 | 0.00 |
| 12.01 | Window Treatments         | 2,400.00   | 0.00                              | 2,400.00                   | 0.00                                       | 0.00                                           | 0.00 | 2,400.00   | 100.00%                   | 0.00      | 0.00 |
| 13.01 | PEMB Design / Detail      | 5,000.00   | 5,000.00                          | 0.00                       | 0.00                                       | 0.00                                           | 0.00 | 5,000.00   | 100.00%                   | 0.00      | 0.00 |
| 13.02 | PEMB                      | 194,800.00 | 194,800.00                        | 0.00                       | 0.00                                       | 0.00                                           | 0.00 | 194,800.00 | 100.00%                   | 0.00      | 0.00 |
| 13.03 | Access Controls           | 29,600.00  | 14,655.40                         | 3,187.41                   | 0.00                                       | 0.00                                           | 0.00 | 17,842.81  | 60.28%                    | 11,757.19 | 0.00 |
| 13.04 | Fire Alarm                | 21,800.00  | 10,900.00                         | 9,800.00                   | 0.00                                       | 0.00                                           | 0.00 | 20,700.00  | 94.95%                    | 1,100.00  | 0.00 |
| 13.05 | Fire Sprinkler            | 37,400.00  | 35,336.13                         | 0.00                       | 0.00                                       | 0.00                                           | 0.00 | 35,336.13  | 94.48%                    | 2,063.87  | 0.00 |
| 22.01 | Building Plumbing         | 221,400.00 | 170,557.24                        | 50,842.76                  | 0.00                                       | 0.00                                           | 0.00 | 221,400.00 | 100.00%                   | 0.00      | 0.00 |
| 23.01 | HVAC                      | 218,000.00 | 213,646.34                        | 0.00                       | 0.00                                       | 0.00                                           | 0.00 | 213,646.34 | 98.00%                    | 4,353.66  | 0.00 |
| 26.01 | Electrical                | 443,900.00 | 421,689.88                        | 0.00                       | 0.00                                       | 0.00                                           | 0.00 | 421,689.88 | 95.00%                    | 22,210.12 | 0.00 |
| 26.02 | Generator                 | 61,800.00  | 48,000.00                         | 0.00                       | 0.00                                       | 0.00                                           | 0.00 | 48,000.00  | 77.67%                    | 13,800.00 | 0.00 |

AIA Document G743 - 2015. Copyright © 2015. All rights reserved. "The American Institute of Architects," "AIA," the AIA Logo, and "AIA Contract Documents" are trademarks of The American Institute of Architects. This document was produced at 11:51:26 ET on 10/14/2024 under Order No. 4104250284 which expires on 02/13/2025, is not for resale, is licensed for one-time use only, and may only be used in accordance with the AIA Contract Documents® Terms of Service. To report copyright violations, e-mail docinfo@aiacontracts.com.

User Notes:

(3B9ADA9B)

| A<br>ITEM<br>NO. | B<br>DESCRIPTION OF<br>WORK | C<br>SCHEDULED<br>VALUE | D<br>WORK COMPLETED                        |             | E<br>THIS PERIOD | F<br>MATERIALS<br>PRESENTLY<br>STORED<br>(NOT IN D OR E) | G                                                       |            | H<br>BALANCE TO<br>FINISH<br>(C - G) | I<br>RETAINAGE<br>(IF VARIABLE<br>RATE) |
|------------------|-----------------------------|-------------------------|--------------------------------------------|-------------|------------------|----------------------------------------------------------|---------------------------------------------------------|------------|--------------------------------------|-----------------------------------------|
|                  |                             |                         | FROM<br>PREVIOUS<br>APPLICATION<br>(D + E) | THIS PERIOD |                  |                                                          | TOTAL<br>COMPLETED AND<br>STORED TO DATE<br>(D + E + F) | %<br>(G+C) |                                      |                                         |
| 27.01            | Communications              | 31,904.00               | 13,528.79                                  | 0.00        | 0.00             | 0.00                                                     | 13,528.79                                               | 42.40%     | 18,375.21                            | 0.00                                    |
|                  | Change Order 1              | 25,657.56               | 0.00                                       | 12,700.00   | 0.00             | 0.00                                                     | 12,700.00                                               | 49.50%     | 12,957.56                            | 0.00                                    |
|                  | Change Order 3              | -51,415.00              | -51,415.00                                 | 0.00        | 0.00             | 0.00                                                     | -51,415.00                                              | 100.00%    | 0.00                                 | 0.00                                    |
|                  | Change Order 4              | 13,357.42               | 0.00                                       | 0.00        | 0.00             | 0.00                                                     | 0.00                                                    | 0.00%      | 13,357.42                            | 0.00                                    |
|                  | EMS Station #96             | 0.00                    | 0.00                                       | 0.00        | 0.00             | 0.00                                                     | 0.00                                                    | 0.00%      | 0.00                                 | 0.00                                    |
|                  | Supervision / Project       | 0.00                    | 0.00                                       | 0.00        | 0.00             | 0.00                                                     | 0.00                                                    | 0.00%      | 0.00                                 | 0.00                                    |
| 1.01             | Management                  | 88,000.00               | 78,400.00                                  | 0.00        | 0.00             | 0.00                                                     | 78,400.00                                               | 89.09%     | 9,600.00                             | 0.00                                    |
| 1.02             | Temporary Controls          | 34,700.00               | 32,500.00                                  | 0.00        | 0.00             | 0.00                                                     | 32,500.00                                               | 93.66%     | 2,200.00                             | 0.00                                    |
| 1.03             | Construction Surveying      | 6,600.00                | 6,600.00                                   | 0.00        | 0.00             | 0.00                                                     | 6,600.00                                                | 100.00%    | 0.00                                 | 0.00                                    |
| 1.04             | Equipment Rental            | 6,600.00                | 4,600.00                                   | 1,000.00    | 0.00             | 0.00                                                     | 5,600.00                                                | 84.85%     | 1,000.00                             | 0.00                                    |
| 1.05             | Final Cleaning              | 4,000.00                | 0.00                                       | 0.00        | 0.00             | 0.00                                                     | 0.00                                                    | 0.00%      | 4,000.00                             | 0.00                                    |
| 1.06             | General Labor               | 5,500.00                | 4,000.00                                   | 0.00        | 0.00             | 0.00                                                     | 4,000.00                                                | 72.73%     | 1,500.00                             | 0.00                                    |
| 1.07             | GL & BR Insurance           | 40,300.00               | 36,240.00                                  | 0.00        | 0.00             | 0.00                                                     | 36,240.00                                               | 89.93%     | 4,060.00                             | 0.00                                    |
| 1.08             | P&P Bonds                   | 48,635.00               | 48,635.00                                  | 0.00        | 0.00             | 0.00                                                     | 48,635.00                                               | 100.00%    | 0.00                                 | 0.00                                    |
| 1.09             | Permits                     | 1,921.00                | 1,921.00                                   | 0.00        | 0.00             | 0.00                                                     | 1,921.00                                                | 100.00%    | 0.00                                 | 0.00                                    |
| 2.01             | Site Demolition             | 23,500.00               | 23,500.00                                  | 0.00        | 0.00             | 0.00                                                     | 23,500.00                                               | 100.00%    | 0.00                                 | 0.00                                    |
| 2.02             | Earthwork                   | 129,100.00              | 114,096.00                                 | 12,000.00   | 0.00             | 0.00                                                     | 126,096.00                                              | 97.67%     | 3,004.00                             | 0.00                                    |
| 2.03             | Erosion Control             | 8,800.00                | 7,800.00                                   | 0.00        | 0.00             | 0.00                                                     | 7,800.00                                                | 88.64%     | 1,000.00                             | 0.00                                    |
| 2.04             | Water Distribution          | 36,300.00               | 36,300.00                                  | 0.00        | 0.00             | 0.00                                                     | 36,300.00                                               | 100.00%    | 0.00                                 | 0.00                                    |
| 2.05             | Sanitary Sewer              | 25,300.00               | 25,300.00                                  | 0.00        | 0.00             | 0.00                                                     | 25,300.00                                               | 100.00%    | 0.00                                 | 0.00                                    |
| 2.06             | Storm Drainage              | 167,800.00              | 134,583.89                                 | 0.00        | 0.00             | 0.00                                                     | 134,583.89                                              | 80.20%     | 33,216.11                            | 0.00                                    |
| 2.07             | Detention Pond              | 115,500.00              | 104,126.96                                 | 0.00        | 0.00             | 0.00                                                     | 104,126.96                                              | 90.15%     | 11,373.04                            | 0.00                                    |
| 2.08             | Paving Specialties          | 5,500.00                | 0.00                                       | 0.00        | 0.00             | 0.00                                                     | 0.00                                                    | 0.00%      | 5,500.00                             | 0.00                                    |
| 2.09             | Irrigation System           | 13,900.00               | 0.00                                       | 0.00        | 0.00             | 0.00                                                     | 0.00                                                    | 0.00%      | 13,900.00                            | 0.00                                    |
| 2.10             | Fence & Gates               | 50,800.00               | 39,751.80                                  | 0.00        | 0.00             | 0.00                                                     | 39,751.80                                               | 78.25%     | 11,048.20                            | 0.00                                    |
| 2.11             | Landscaping                 | 21,800.00               | 0.00                                       | 1,290.00    | 0.00             | 0.00                                                     | 1,290.00                                                | 5.92%      | 20,510.00                            | 0.00                                    |
| 2.12             | Seeding                     | 9,800.00                | 0.00                                       | 0.00        | 0.00             | 0.00                                                     | 0.00                                                    | 0.00%      | 9,800.00                             | 0.00                                    |
| 3.01             | Concrete                    | 337,500.00              | 321,929.16                                 | 0.00        | 0.00             | 0.00                                                     | 321,929.16                                              | 95.39%     | 15,570.84                            | 0.00                                    |
| 4.01             | Masonry                     | 13,900.00               | 13,900.00                                  | 0.00        | 0.00             | 0.00                                                     | 13,900.00                                               | 100.00%    | 0.00                                 | 0.00                                    |
| 5.01             | Steel Erection              | 132,500.00              | 124,730.68                                 | 7,769.32    | 0.00             | 0.00                                                     | 132,500.00                                              | 100.00%    | 0.00                                 | 0.00                                    |
| 5.02             | Miscellaneous Steel         | 16,600.00               | 16,600.00                                  | 0.00        | 0.00             | 0.00                                                     | 16,600.00                                               | 100.00%    | 0.00                                 | 0.00                                    |

AIA Document G743 - 2015. Copyright © 2015. All rights reserved. "The American Institute of Architects," "AIA," the AIA Logo, and "AIA Contract Documents" are trademarks of The American Institute of Architects. This document was produced at 11:51:26 ET on 10/14/2024 under Order No.4104250254 which expires on 02/13/2025, is not for resale, is licensed for one-time use only, and may only be used in accordance with the AIA Contract Documents® Terms of Service. To report copyright violations, e-mail [docinfo@aiaccontracts.com](mailto:docinfo@aiaccontracts.com).

**User Notes:**

(8B9AD49B)



| A     | B                         | C          | D               |                                                  | E                          |                                            | F    | G                                              |         | H         | I    |
|-------|---------------------------|------------|-----------------|--------------------------------------------------|----------------------------|--------------------------------------------|------|------------------------------------------------|---------|-----------|------|
|       |                           |            | SCHEDULED VALUE | WORK COMPLETED FROM PREVIOUS APPLICATION (D + E) | WORK COMPLETED THIS PERIOD | MATERIALS PRESENTLY STORED (NOT IN D OR E) |      | TOTAL COMPLETED AND STORED TO DATE (D + E + F) | % (G+C) |           |      |
| 6.01  | Rough Carpentry           | 5,600.00   | 5,600.00        | 0.00                                             | 0.00                       | 0.00                                       | 0.00 | 5,600.00                                       | 100.00% | 0.00      | 0.00 |
| 6.02  | Millwork & Counters       | 53,400.00  | 32,040.00       | 0.00                                             | 0.00                       | 0.00                                       | 0.00 | 32,040.00                                      | 60.00%  | 21,360.00 | 0.00 |
| 7.01  | Waterproofing & Rigid Ins | 30,100.00  | 30,100.00       | 0.00                                             | 0.00                       | 0.00                                       | 0.00 | 30,100.00                                      | 100.00% | 0.00      | 0.00 |
| 7.02  | Batt Insulation           | 21,400.00  | 21,400.00       | 0.00                                             | 0.00                       | 0.00                                       | 0.00 | 21,400.00                                      | 100.00% | 0.00      | 0.00 |
| 7.03  | Roof Accessories          | 2,200.00   | 2,200.00        | 0.00                                             | 0.00                       | 0.00                                       | 0.00 | 2,200.00                                       | 100.00% | 0.00      | 0.00 |
| 8.01  | Doors, Frames & Hardware  | 94,600.00  | 35,132.00       | 54,919.00                                        | 0.00                       | 0.00                                       | 0.00 | 90,051.00                                      | 95.19%  | 4,549.00  | 0.00 |
| 8.02  | Overhead Doors            | 70,800.00  | 70,800.00       | 0.00                                             | 0.00                       | 0.00                                       | 0.00 | 70,800.00                                      | 100.00% | 0.00      | 0.00 |
| 8.03  | Glass Package             | 67,700.00  | 64,315.35       | 3,384.65                                         | 0.00                       | 0.00                                       | 0.00 | 67,700.00                                      | 100.00% | 0.00      | 0.00 |
| 9.01  | Gypsum Assemblies         | 237,000.00 | 233,450.03      | 0.00                                             | 0.00                       | 0.00                                       | 0.00 | 233,450.03                                     | 98.50%  | 3,549.97  | 0.00 |
| 9.02  | Flooring & Tile           | 67,400.00  | 41,150.07       | 0.00                                             | 0.00                       | 0.00                                       | 0.00 | 41,150.07                                      | 61.05%  | 26,249.93 | 0.00 |
| 9.03  | Acoustical Ceilings       | 14,200.00  | 10,650.00       | 0.00                                             | 0.00                       | 0.00                                       | 0.00 | 10,650.00                                      | 75.00%  | 3,550.00  | 0.00 |
| 9.04  | Painting                  | 43,800.00  | 21,600.00       | 240.00                                           | 0.00                       | 0.00                                       | 0.00 | 21,840.00                                      | 49.86%  | 21,960.00 | 0.00 |
| 9.05  | Polished Concrete         | 25,300.00  | 0.00            | 0.00                                             | 0.00                       | 0.00                                       | 0.00 | 0.00                                           | 0.00%   | 25,300.00 | 0.00 |
| 10.01 | Pest Control              | 1,500.00   | 1,500.00        | 0.00                                             | 0.00                       | 0.00                                       | 0.00 | 1,500.00                                       | 100.00% | 0.00      | 0.00 |
| 10.02 | Flagpoles                 | 4,300.00   | 0.00            | 4,300.00                                         | 0.00                       | 0.00                                       | 0.00 | 4,300.00                                       | 100.00% | 0.00      | 0.00 |
| 10.03 | Graphics                  | 19,400.00  | 16,551.60       | 0.00                                             | 0.00                       | 0.00                                       | 0.00 | 16,551.60                                      | 85.32%  | 2,848.40  | 0.00 |
| 10.04 | Aluminum Canopies         | 50,300.00  | 31,323.45       | 18,976.55                                        | 0.00                       | 0.00                                       | 0.00 | 50,300.00                                      | 100.00% | 0.00      | 0.00 |
| 10.05 | Miscellaneous Accessories | 17,400.00  | 1,641.23        | 0.00                                             | 0.00                       | 0.00                                       | 0.00 | 1,641.23                                       | 9.43%   | 15,758.77 | 0.00 |
| 11.01 | Appliances                | 17,000.00  | 3,200.00        | 0.00                                             | 0.00                       | 0.00                                       | 0.00 | 3,200.00                                       | 18.82%  | 13,800.00 | 0.00 |
| 12.01 | Window Treatments         | 3,400.00   | 0.00            | 0.00                                             | 0.00                       | 0.00                                       | 0.00 | 0.00                                           | 0.00%   | 3,400.00  | 0.00 |
| 13.01 | PEMB Design / Detail      | 5,000.00   | 5,000.00        | 0.00                                             | 0.00                       | 0.00                                       | 0.00 | 5,000.00                                       | 100.00% | 0.00      | 0.00 |
| 13.02 | PEMB                      | 239,300.00 | 234,735.74      | 0.00                                             | 0.00                       | 0.00                                       | 0.00 | 234,735.74                                     | 98.09%  | 4,564.26  | 0.00 |
| 13.03 | Access Controls           | 30,800.00  | 17,279.51       | 0.00                                             | 0.00                       | 0.00                                       | 0.00 | 17,279.51                                      | 56.10%  | 13,520.49 | 0.00 |
| 13.04 | Fire Alarm                | 23,700.00  | 11,850.00       | 10,500.00                                        | 0.00                       | 0.00                                       | 0.00 | 22,350.00                                      | 94.30%  | 1,350.00  | 0.00 |
| 13.05 | Fire Sprinkler            | 45,300.00  | 42,621.40       | 0.00                                             | 0.00                       | 0.00                                       | 0.00 | 42,621.40                                      | 94.09%  | 2,678.60  | 0.00 |
| 22.01 | Building Plumbing         | 281,500.00 | 213,153.98      | 48,000.00                                        | 0.00                       | 0.00                                       | 0.00 | 261,153.98                                     | 92.77%  | 20,346.02 | 0.00 |
| 23.01 | HVAC                      | 272,300.00 | 270,129.07      | 0.00                                             | 0.00                       | 0.00                                       | 0.00 | 270,129.07                                     | 99.20%  | 2,170.93  | 0.00 |
| 26.01 | Electrical                | 496,640.00 | 491,688.19      | 0.00                                             | 0.00                       | 0.00                                       | 0.00 | 491,688.19                                     | 99.00%  | 4,951.81  | 0.00 |
| 26.02 | Generator                 | 101,000.00 | 95,000.00       | 0.00                                             | 0.00                       | 0.00                                       | 0.00 | 95,000.00                                      | 94.06%  | 6,000.00  | 0.00 |

AIA Document G743 - 2015. Copyright © 2015. All rights reserved. "The American Institute of Architects," "AIA," the AIA Logo, and "AIA Contract Documents" are trademarks of The American Institute of Architects. This document was produced at 11:51:26 ET on 10/14/2024 under Order No.4104250254 which expires on 02/13/2025, is not for resale, is licensed for one-time use only, and may only be used in accordance with the AIA Contract Documents® Terms of Service. To report copyright violations, e-mail docinfo@aiacontracts.com.

**User Notes:**

(3B9ADA9B)

| A<br>ITEM<br>NO. | B<br>DESCRIPTION OF<br>WORK | C<br>SCHEDULED<br>VALUE | D<br>WORK COMPLETED                        |                     | E<br>THIS PERIOD | F<br>MATERIALS<br>PRESENTLY<br>STORED<br>(NOT IN D OR E) | G                                                       |               | H<br>BALANCE TO<br>FINISH<br>(C - G) | I<br>RETAINAGE<br>(IF VARIABLE<br>RATE) |
|------------------|-----------------------------|-------------------------|--------------------------------------------|---------------------|------------------|----------------------------------------------------------|---------------------------------------------------------|---------------|--------------------------------------|-----------------------------------------|
|                  |                             |                         | FROM<br>PREVIOUS<br>APPLICATION<br>(D + E) | THIS PERIOD         |                  |                                                          | TOTAL<br>COMPLETED AND<br>STORED TO DATE<br>(D + E + F) | %<br>(G+C)    |                                      |                                         |
| 27.01            | Communications              | 31,804.00               | 11,898.12                                  | 0.00                | 0.00             | 0.00                                                     | 11,898.12                                               | 37.41%        | 19,905.88                            | 0.00                                    |
|                  | Change Order 1              | 153,861.86              | 144,861.86                                 | 0.00                | 0.00             | 0.00                                                     | 144,861.86                                              | 94.15%        | 9,000.00                             | 0.00                                    |
|                  | Change Order 2              | 2,184.79                | 1,333.50                                   | 851.29              | 0.00             | 0.00                                                     | 2,184.79                                                | 100.00%       | 0.00                                 | 0.00                                    |
|                  | Change Order 3              | -26,560.00              | -26,560.00                                 | 0.00                | 0.00             | 0.00                                                     | -26,560.00                                              | 100.00%       | 0.00                                 | 0.00                                    |
|                  | Change Order 4              | 62,381.78               | 22,000.00                                  | 15,000.00           | 0.00             | 0.00                                                     | 37,000.00                                               | 59.31%        | 25,381.78                            | 0.00                                    |
|                  | Change Order 5              | 1,679.65                | 1,679.65                                   | 0.00                | 0.00             | 0.00                                                     | 1,679.65                                                | 100.00%       | 0.00                                 | 0.00                                    |
|                  | <b>GRAND TOTAL</b>          | <b>\$7,100,148.06</b>   | <b>\$6,159,941.60</b>                      | <b>\$301,785.46</b> | <b>\$0.00</b>    | <b>\$0.00</b>                                            | <b>\$6,461,727.06</b>                                   | <b>91.01%</b> | <b>\$638,421.00</b>                  | <b>\$0.00</b>                           |

## Conditional Waiver & Release Upon Partial Payment

Whereas, the undersigned **Construction Masters of Houston, Inc.** has performed work or furnished materials for improvement to property known as **Harris County ESD #93 & #96, Construction Phase**, located in the city of Houston, state of Texas.

The undersigned further certifies that all labor and materials furnished by the undersigned in connection with the above-named project has been paid in full and agrees to indemnify and save harmless the said Owner, **Harris County ESD #1**, against all loss, damages, cost or expense of any character whatsoever that may arise by reason of claims for labor or unpaid material used in connection with said improvements. When the check has been properly endorsed and has been paid by the bank upon which it is drawn, this document shall become effective to release pro tanto, any mechanic's lien, stop notice or bond right the undersigned has on the job.

Signed, Sealed and Delivered This 14<sup>th</sup> Day of October, 2024

**Construction Masters of Houston, Inc.**

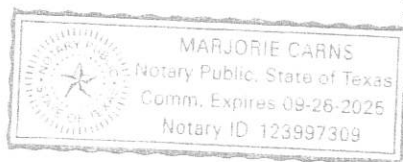
By: \_\_\_\_\_  
*[Handwritten Signature]*

Title: **President**

State of Texas }  
County of Brazoria }

Before me, the undersigned authority, on this day appeared **Justin Davis**, a person known to me, who upon being placed under oath, stated that he read and signed the foregoing instrument for the purposes and consideration therein stated and as the act and deed of **Construction Masters of Houston, Inc.** and further stated that each statement therein is within his knowledge and is true and correct.

Sworn and subscribed to before me on the 14<sup>th</sup> day of October, 2024.



*Marjorie Carns*  
\_\_\_\_\_  
Notary Public in and for Brazoria County, Texas  
My commission expires: 9/26/25

Harris County ESD #1  
EMS Stations 93 & 96  
Pay Application #13 Station Totals  
October 14, 2024

Station 93:

|                   |                |
|-------------------|----------------|
| Total Value       | \$3,187,599.98 |
| Invoiced to Date  | 2,948,657.00   |
| Percent Complete  | 92.50%         |
| Balance to Finish | \$238,942.98   |

Station 96:

|                   |                |
|-------------------|----------------|
| Total Value       | \$3,912,548.08 |
| Invoiced to Date  | 3,513,070.05   |
| Percent Complete  | 89.79%         |
| Balance to Finish | \$399,478.03   |

# Invoice



Page 1/1  
 Invoice 03051  
 Date 9/30/2024

**Harris County Emergency Corps**  
 2800 Aldine Bender Road  
 Houston TX 77032

**Bill To:** Harris County ESD#1

**Ship To:** Harris County ESD#1  
 Melissa Morton

| Customer ID |                        | Shipping Method                  | Payment Terms  | Req Ship Date | Master No.     |
|-------------|------------------------|----------------------------------|----------------|---------------|----------------|
| H0001       |                        |                                  | Due on Receipt | 9/30/2024     | 3,021          |
| Ordered     | Item Number            | Description                      | Discount       | Unit Price    | Ext. Price     |
| 2,531       | 911 SERVICES           | 911 Services under ESD1 contract | \$0.00         | \$984.21      | \$2,491,035.51 |
| 1.00        | INTERMEDI<br>COLLECTED | IMX & Digitech Net Cash Receipts | \$0.00         | -\$618,013.72 | -\$618,013.72  |
| 1.00        | LEASE<br>AMBULANCES    | Lease Payments ESD1 Ambulances   | \$0.00         | -\$7,000.00   | -\$7,000.00    |
| 1.00        | LEASE<br>PAYMENTS      | Lease payments to ESD1 Bldg/Eq   | \$0.00         | -\$45,553.00  | -\$45,553.00   |

Thank you for your business!

|                |                       |
|----------------|-----------------------|
| Subtotal       | \$1,820,468.79        |
| Misc           | \$0.00                |
| Tax            | \$0.00                |
| Freight        | \$0.00                |
| Trade Discount | \$0.00                |
| <b>Total</b>   | <b>\$1,820,468.79</b> |



**AG|CM, Inc.**  
 P.O. Box 2682  
 1101 Ocean Drive (78404)  
 Corpus Christi, TX 78403  
 361-882-0469

Harris County ESD #1  
 Attn: Jeremy Hyde  
 2800 Aldine Bender Rd.  
 Houston, TX 77032

Invoice number 11826R  
 Date 09/01/2024

Project **22-012P Harris County ESD 1 Stations 93 and 96**

Billing Period 08/01/2024 - 08/31/2024

**Invoice Summary**

| Description                                                               | Contract Amount | Total Billed | Prior Billed | Current Billed | Remaining | Percent Complete |
|---------------------------------------------------------------------------|-----------------|--------------|--------------|----------------|-----------|------------------|
| <b>PROJECT MANAGEMENT SUPPORT</b>                                         | 259,140.00      | 259,139.67   | 259,139.67   | 0.00           | 0.33      | 100.00           |
| <b>CONTRACT FEE EXTENSION</b>                                             | 36,091.00       | 18,018.18    | 2,057.68     | 15,960.50      | 18,072.82 | 49.92            |
| <b>SURVEY SERVICE AT 1.10</b>                                             |                 |              |              |                |           |                  |
| <b>CO IDS SURVEYING</b>                                                   | 10,051.80       | 10,051.80    | 10,051.80    | 0.00           | 0.00      | 100.00           |
| <b>CO ENVIORMENTAL/ASBESTOS</b>                                           | 17,930.00       | 16,830.00    | 16,830.00    | 0.00           | 1,100.00  | 93.87            |
| <b>CO GOETECH</b>                                                         | 12,100.00       | 12,100.00    | 12,100.00    | 0.00           | 0.00      | 100.00           |
| <b>CO CMT</b>                                                             | 51,033.40       | 51,033.40    | 40,593.30    | 10,440.10      | 0.00      | 100.00           |
| <b>CO CMT #1 UES/ALPHA<br/>ADDITIONAL TRIPS, TESTING &amp;<br/>BORING</b> | 17,415.20       | 5,142.50     | 0.00         | 5,142.50       | 12,272.70 | 29.53            |
| Subtotal                                                                  | 108,530.40      | 95,157.70    | 79,575.10    | 15,582.60      | 13,372.70 | 87.68            |
| Total                                                                     | 403,761.40      | 372,315.55   | 340,772.45   | 31,543.10      | 31,445.85 | 92.21            |

**Professional Fees**

|                            | Hours  | Rate   | Billed Amount |
|----------------------------|--------|--------|---------------|
| Project Manager            |        |        |               |
| Dhinaker Thangavelu        | 3.50   | 137.00 | 479.50        |
| Fletcher G. Love           | 55.00  | 137.00 | 7,535.00      |
| George V. Grainger, Jr.    | 58.00  | 137.00 | 7,946.00      |
| Professional Fees subtotal | 116.50 |        | 15,960.50     |

**Professional Fees**

|                    | Units | Rate     | Billed Amount |
|--------------------|-------|----------|---------------|
| Other Consultant   |       |          |               |
| Alpha Testing, LLC | 1.00  | 4,651.90 | 4,651.90      |
|                    | 1.00  | 4,383.50 | 4,383.50      |
|                    | 1.00  | 1,404.70 | 1,404.70      |
|                    | 1.00  | 5,142.50 | 5,142.50      |

**Professional Fees**

|                            | Units | Rate          | Billed Amount    |
|----------------------------|-------|---------------|------------------|
| Subtotal                   |       |               | 15,582.60        |
| Professional Fees subtotal |       |               | 15,582.60        |
|                            |       | Invoice total | <b>31,543.10</b> |

**Aging Summary**

| Invoice Number | Invoice Date | Outstanding | Current   | Over 30 | Over 60 | Over 90 | Over 120 |
|----------------|--------------|-------------|-----------|---------|---------|---------|----------|
| 11826R         | 09/01/2024   | 31,543.10   | 31,543.10 |         |         |         |          |
|                | Total        | 31,543.10   | 31,543.10 | 0.00    | 0.00    | 0.00    | 0.00     |

Approved by:

Kenneth V. Eldridge  
 Director of Operations

*NOTE:*  
 Please send all accounts receivable correspondent to ar@agcm.com.

**IMPORTANT PAYMENT INFORMATION:**  
 Please call to verify any changes to our ACH information at 361-882-0469 ext 311 or 361-215-1533 (Brenda Brewer's cell) prior to making the changes.

**REMIT PAYMENT TO:**  
 AG|CM, Inc.  
 P.O. Box 2682  
 Corpus Christi, TX 78403

**Invoice Supporting Detail**

22-012P Harris County ESD 1 Stations 93 and 96  
PROJECT MANAGEMENT SUPPORT  
Preconstruction & Design

Phase Status: Active

Billing Cutoff: 08/31/2024

| Date | Units | Rate | Amount |
|------|-------|------|--------|
|------|-------|------|--------|

WIP Status:

|          |      |
|----------|------|
| Subtotal | 0.00 |
| total    | 0.00 |

PROJECT MANAGEMENT SUPPORT  
Construction Phase

Phase Status: Active

Billing Cutoff: 08/31/2024

| Date | Units | Rate | Amount |
|------|-------|------|--------|
|------|-------|------|--------|

WIP Status:

|          |      |
|----------|------|
| Subtotal | 0.00 |
| total    | 0.00 |

Survey Service at 1.10  
CO IDS Surveying

Phase Status: Active

Billing Cutoff: 08/31/2024

| Date | Units | Rate | Amount |
|------|-------|------|--------|
|------|-------|------|--------|

WIP Status:

|          |      |
|----------|------|
| Subtotal | 0.00 |
| total    | 0.00 |

Survey Service at 1.10  
CO Environmental/Asbestos

Phase Status: Active

Billing Cutoff: 08/31/2024

| Date | Units | Rate | Amount |
|------|-------|------|--------|
|------|-------|------|--------|

WIP Status:

|          |      |
|----------|------|
| Subtotal | 0.00 |
| total    | 0.00 |

Survey Service at 1.10  
CO Goetech

Phase Status: Active

Billing Cutoff: 08/31/2024

| Date | Units | Rate | Amount |
|------|-------|------|--------|
|------|-------|------|--------|

WIP Status:

|          |      |
|----------|------|
| Subtotal | 0.00 |
| total    | 0.00 |



**Invoice Supporting Detail**

**22-012P Harris County ESD 1 Stations 93 and 96**

**Survey Service at 1.10  
 CO CMT**

Phase Status: Active

**Billing Cutoff: 08/31/2024**

| Date                    | Units       | Rate     | Amount           |
|-------------------------|-------------|----------|------------------|
| 06/30/2024              | 1.00        | 4,651.90 | 4,651.90         |
| 07/31/2024              | 1.00        | 4,383.50 | 4,383.50         |
| 08/31/2024              | 1.00        | 1,404.70 | 1,404.70         |
| <b>Subtotal</b>         | <b>3.00</b> |          | <b>10,440.10</b> |
| <b>Consultant total</b> | <b>3.00</b> |          | <b>10,440.10</b> |

**Consultant** WIP Status: Billable

Alpha Testing, LLC

Other Consultant

Other Consultant

Other Consultant

**Survey Service at 1.10  
 CO CMT #1 UES/Alpha Additional Trips, Testing & Boring**

Phase Status: Active

**Billing Cutoff: 08/31/2024**

| Date                    | Units       | Rate     | Amount          |
|-------------------------|-------------|----------|-----------------|
| 08/31/2024              | 1.00        | 5,142.50 | 5,142.50        |
| <b>Subtotal</b>         | <b>1.00</b> |          | <b>5,142.50</b> |
| <b>Consultant total</b> | <b>1.00</b> |          | <b>5,142.50</b> |

**Consultant** WIP Status: Billable

Alpha Testing, LLC

Other Consultant

**Contract Fee Extension**

Phase Status: Active

**Billing Cutoff: 08/31/2024**

| Date            | Units       | Rate   | Amount        |
|-----------------|-------------|--------|---------------|
| 08/02/2024      | 0.50        | 137.00 | 68.50         |
| 08/14/2024      | 0.50        | 137.00 | 68.50         |
| 08/20/2024      | 1.00        | 137.00 | 137.00        |
| 08/23/2024      | 1.00        | 137.00 | 137.00        |
| 08/27/2024      | 0.50        | 137.00 | 68.50         |
| <b>Subtotal</b> | <b>3.50</b> |        | <b>479.50</b> |

**Labor** WIP Status: Billable

Project Manager

Dhinaker Thangavelu

Billable Time

- Emails  
 - Review Test Reports

Billable Time

- Attend OAC Meeting

Billable Time

- Review Test Reports from Alpha and provide guidance to Project Manager

Billable Time

- Review Monthly Reports  
 - Review schedules  
 - Review Budgets  
 - Emails & coordination

Billable Time

- Review OAC Meeting Agenda  
 - Review schedules for EMS 93 & 96

Fletcher G. Love

Billable Time

Site visits, photos, daily reports, sidewalk concrete placement and testing observation

Billable Time

**Invoice Supporting Detail**

**22-012P Harris County ESD 1 Stations 93 and 96**

**Contract Fee Extension**

Phase Status: Active

Billing Cutoff: 08/31/2024

| Date | Units | Rate | Amount |
|------|-------|------|--------|
|------|-------|------|--------|

**Labor** WIP Status: Billable

Project Manager

Fletcher G. Love

*Site visits, photos, daily reports*

|               |            |      |        |        |
|---------------|------------|------|--------|--------|
| Billable Time | 08/05/2024 | 3.00 | 137.00 | 411.00 |
|---------------|------------|------|--------|--------|

*Site visits, photos, daily reports*

|               |            |      |        |        |
|---------------|------------|------|--------|--------|
| Billable Time | 08/07/2024 | 2.00 | 137.00 | 274.00 |
|---------------|------------|------|--------|--------|

*Site visits, photos, daily reports*

|               |            |      |        |        |
|---------------|------------|------|--------|--------|
| Billable Time | 08/08/2024 | 2.00 | 137.00 | 274.00 |
|---------------|------------|------|--------|--------|

*Site visits, photos, daily reports, discussion with superintendent regarding paving placement*

|               |            |      |        |        |
|---------------|------------|------|--------|--------|
| Billable Time | 08/12/2024 | 3.00 | 137.00 | 411.00 |
|---------------|------------|------|--------|--------|

*Site visits, photos, daily reports, on site discussions with superintendents*

|               |            |      |        |        |
|---------------|------------|------|--------|--------|
| Billable Time | 08/13/2024 | 3.00 | 137.00 | 411.00 |
|---------------|------------|------|--------|--------|

*Site visits, photos, daily reports*

|               |            |      |        |        |
|---------------|------------|------|--------|--------|
| Billable Time | 08/14/2024 | 3.50 | 137.00 | 479.50 |
|---------------|------------|------|--------|--------|

*Site visit, OAC, project status review with Vince Grainger*

|               |            |      |        |        |
|---------------|------------|------|--------|--------|
| Billable Time | 08/15/2024 | 3.00 | 137.00 | 411.00 |
|---------------|------------|------|--------|--------|

*Site visits, photos, daily reports, on site discussions with EMS 96 superintendent regarding retention pond bore and testing*

|               |            |      |        |        |
|---------------|------------|------|--------|--------|
| Billable Time | 08/19/2024 | 3.00 | 137.00 | 411.00 |
|---------------|------------|------|--------|--------|

*Site visits, photos, daily reports, on site discussions with superintendents*

|               |            |      |        |        |
|---------------|------------|------|--------|--------|
| Billable Time | 08/20/2024 | 3.00 | 137.00 | 411.00 |
|---------------|------------|------|--------|--------|

*Site visits, photos, daily reports*

|               |            |      |        |        |
|---------------|------------|------|--------|--------|
| Billable Time | 08/21/2024 | 3.00 | 137.00 | 411.00 |
|---------------|------------|------|--------|--------|

*Site visits, photos, daily reports*

|               |            |      |        |        |
|---------------|------------|------|--------|--------|
| Billable Time | 08/22/2024 | 2.50 | 137.00 | 342.50 |
|---------------|------------|------|--------|--------|

*Site visits, photos, daily reports*

|               |            |      |        |        |
|---------------|------------|------|--------|--------|
| Billable Time | 08/23/2024 | 3.00 | 137.00 | 411.00 |
|---------------|------------|------|--------|--------|

*Site visits, photos, daily reports, on site discussions with superintendents, monthly report review with Vince*

|               |            |      |        |        |
|---------------|------------|------|--------|--------|
| Billable Time | 08/26/2024 | 3.00 | 137.00 | 411.00 |
|---------------|------------|------|--------|--------|

*Site visit, photos, daily report*

|               |            |      |        |        |
|---------------|------------|------|--------|--------|
| Billable Time | 08/27/2024 | 2.50 | 137.00 | 342.50 |
|---------------|------------|------|--------|--------|

*Site visits, photos, daily reports, on site discussion with superintendents*

|               |            |      |        |        |
|---------------|------------|------|--------|--------|
| Billable Time | 08/28/2024 | 3.50 | 137.00 | 479.50 |
|---------------|------------|------|--------|--------|

*Site visit, OAC meeting*

|               |            |      |        |        |
|---------------|------------|------|--------|--------|
| Billable Time | 08/29/2024 | 2.00 | 137.00 | 274.00 |
|---------------|------------|------|--------|--------|

*Site visit, photos, daily report*

|               |            |      |        |        |
|---------------|------------|------|--------|--------|
| Billable Time | 08/30/2024 | 3.00 | 137.00 | 411.00 |
|---------------|------------|------|--------|--------|

*Site visits, photos, daily reports, on site discussions with superintendents regarding gas and electrical metering*

|          |  |              |  |                 |
|----------|--|--------------|--|-----------------|
| Subtotal |  | <b>55.00</b> |  | <b>7,535.00</b> |
|----------|--|--------------|--|-----------------|

George V. Grainger, Jr.

|               |            |      |        |        |
|---------------|------------|------|--------|--------|
| Billable Time | 08/01/2024 | 2.00 | 137.00 | 274.00 |
|---------------|------------|------|--------|--------|

**Invoice Supporting Detail**

**22-012P Harris County ESD 1 Stations 93 and 96**

**Contract Fee Extension**

Phase Status: Active

**Billing Cutoff: 08/31/2024**

| Date | Units | Rate | Amount |
|------|-------|------|--------|
|------|-------|------|--------|

**Labor**

WIP Status: Billable

Project Manager

George V. Grainger, Jr.

*Followups, ramp wall research/correspondence, utilities correspondence*

|               |            |      |        |        |
|---------------|------------|------|--------|--------|
| Billable Time | 08/02/2024 | 5.00 | 137.00 | 685.00 |
|---------------|------------|------|--------|--------|

*Geotech correspondence, ramp wall research/correspondence, testing reports review, Comcast correspondence, IT correspondence, schedule review /correspondence*

|               |            |      |        |        |
|---------------|------------|------|--------|--------|
| Billable Time | 08/05/2024 | 3.00 | 137.00 | 411.00 |
|---------------|------------|------|--------|--------|

*Tile product data review, pond ramp correspondence, materials testing report review/CO correspondence*

|               |            |      |        |        |
|---------------|------------|------|--------|--------|
| Billable Time | 08/07/2024 | 3.00 | 137.00 | 411.00 |
|---------------|------------|------|--------|--------|

*Pond correspondence, schedule review/owner update, testing update, spec review*

|               |            |      |        |        |
|---------------|------------|------|--------|--------|
| Billable Time | 08/08/2024 | 1.00 | 137.00 | 137.00 |
|---------------|------------|------|--------|--------|

*Paving pour review/correspondence*

|               |            |      |        |        |
|---------------|------------|------|--------|--------|
| Billable Time | 08/09/2024 | 3.00 | 137.00 | 411.00 |
|---------------|------------|------|--------|--------|

*Pay app review, testing lab correspondence, budget update, action items followup*

|               |            |      |        |        |
|---------------|------------|------|--------|--------|
| Billable Time | 08/12/2024 | 3.00 | 137.00 | 411.00 |
|---------------|------------|------|--------|--------|

*Testing reports review, retaining wall discussion/review, MUD correspondence, submittal/log review*

|               |            |      |        |        |
|---------------|------------|------|--------|--------|
| Billable Time | 08/13/2024 | 4.00 | 137.00 | 548.00 |
|---------------|------------|------|--------|--------|

*Owner update, schedule review, Comcast correspondence, Alpha correspondence, Alpha invoice review, power correspondence/review*

|               |            |      |        |        |
|---------------|------------|------|--------|--------|
| Billable Time | 08/14/2024 | 5.00 | 137.00 | 685.00 |
|---------------|------------|------|--------|--------|

*OAC meeting, site walk and observation reports, Comcast correspondence, owner updates*

|               |            |      |        |        |
|---------------|------------|------|--------|--------|
| Billable Time | 08/15/2024 | 4.00 | 137.00 | 548.00 |
|---------------|------------|------|--------|--------|

*MUD correspondence, consultant correspondence/contract review, contractor correspondence, bore coordination/plan review, submittal review*

|               |            |      |        |        |
|---------------|------------|------|--------|--------|
| Billable Time | 08/19/2024 | 2.00 | 137.00 | 274.00 |
|---------------|------------|------|--------|--------|

*Gas correspondence, Alpha change order/work order*

|               |            |      |        |        |
|---------------|------------|------|--------|--------|
| Billable Time | 08/20/2024 | 3.00 | 137.00 | 411.00 |
|---------------|------------|------|--------|--------|

*Gas correspondence, Alpha correspondence, pond wall review, submittal review*

|               |            |      |        |        |
|---------------|------------|------|--------|--------|
| Billable Time | 08/21/2024 | 2.00 | 137.00 | 274.00 |
|---------------|------------|------|--------|--------|

*CMT review/owner correspondence, followups, monthly report prep*

|               |            |      |        |        |
|---------------|------------|------|--------|--------|
| Billable Time | 08/22/2024 | 4.00 | 137.00 | 548.00 |
|---------------|------------|------|--------|--------|

*Monthly report prep, gas correspondence, spreadsheet/log updates*

|               |            |      |        |        |
|---------------|------------|------|--------|--------|
| Billable Time | 08/23/2024 | 1.00 | 137.00 | 137.00 |
|---------------|------------|------|--------|--------|

*Power correspondence*

|               |            |      |        |        |
|---------------|------------|------|--------|--------|
| Billable Time | 08/26/2024 | 1.00 | 137.00 | 137.00 |
|---------------|------------|------|--------|--------|

*Ramp correspondence, MUD correspondence*

|               |            |      |        |        |
|---------------|------------|------|--------|--------|
| Billable Time | 08/27/2024 | 3.00 | 137.00 | 411.00 |
|---------------|------------|------|--------|--------|

*Board meeting/prep, Comcast correspondence, followups*

|               |            |      |        |        |
|---------------|------------|------|--------|--------|
| Billable Time | 08/28/2024 | 4.00 | 137.00 | 548.00 |
|---------------|------------|------|--------|--------|

*OAC meeting, site walks and observation reports, meeting followups*

|               |            |      |        |        |
|---------------|------------|------|--------|--------|
| Billable Time | 08/29/2024 | 3.00 | 137.00 | 411.00 |
|---------------|------------|------|--------|--------|

*Sub-consultant work orders, gas/power correspondence, interior finishes review/correspondence*

**Invoice Supporting Detail**

22-012P Harris County ESD 1 Stations 93 and 96

Contract Fee Extension

Phase Status: Active

Billing Cutoff: 08/31/2024

| Date | Units | Rate | Amount |
|------|-------|------|--------|
|------|-------|------|--------|

**Labor** WIP Status: Billable

Project Manager

George V. Grainger, Jr.

|               |            |      |        |        |
|---------------|------------|------|--------|--------|
| Billable Time | 08/30/2024 | 2.00 | 137.00 | 274.00 |
|---------------|------------|------|--------|--------|

*Alpha proposals, upcoming work review*

|             |               |                  |
|-------------|---------------|------------------|
| Subtotal    | <b>58.00</b>  | <b>7,946.00</b>  |
| Labor total | <b>116.50</b> | <b>15,960.50</b> |

**Invoice Summary**

|                   | Contract   | Billed     | %  | Remaining | %  |
|-------------------|------------|------------|----|-----------|----|
| <b>Labor</b>      | 295,231.00 | 275,398.75 | 93 | 19,832.25 | 7  |
| <b>Expense</b>    |            | 1,759.10   |    | -1,759.10 |    |
| <b>Consultant</b> | 108,530.40 | 95,157.70  | 88 | 13,372.70 | 12 |
| <b>Total</b>      | 403,761.40 | 372,315.55 | 92 | 31,445.85 | 8  |



Alpha Testing, LLC  
 15811 Tuckerton Rd  
 Houston, TX 77095  
 713-360-0460

**Project Name:** HC ESD 1 - Emergency Medical Station No. 96  
 2947 Washington Drive  
 Houston, Texas 77038

**Client:** AG|CM, Inc. - Houston  
 ATTN: Vince Grainger  
 3200 Wilcrest Drive, Suite 100  
 Houston, TX 77042  
 (713) 316-4506

**Invoice No:** 173101  
**Invoice Date:** 8/13/2024  
**Project Mgr:** Dustin Serrano, C.E.T.  
 22-52H

**Customer P.O. No:** 22-012P #3      **Project No:** T231294      **Items through:** 8/13/2024      **Terms:** NET 30

| Quantity | Description of work          | Report Date | Report # | Unit Price | Per  | Extension |
|----------|------------------------------|-------------|----------|------------|------|-----------|
| 1.00     | Vehicle Trip Charge          | 6/11/2024   | 46       | \$100.00   | TRIP | \$100.00  |
| 6.00     | Material Pickup              | 6/11/2024   | 46       | \$52.00    | HOUR | \$312.00  |
| 1.00     | -200 Sieve                   | 6/11/2024   | 47       | \$85.00    | EACH | \$85.00   |
| 1.00     | Atterberg Limit Test         | 6/11/2024   | 47       | \$85.00    | EACH | \$85.00   |
| 1.00     | Proctor #                    | 6/11/2024   | 47       | \$250.00   | EACH | \$250.00  |
| 1.00     | Vehicle Trip Charge          | 6/13/2024   | 49       | \$100.00   | TRIP | \$100.00  |
| 1.00     | Nuclear Density Gauge        | 6/13/2024   | 49       | \$100.00   | TRIP | \$100.00  |
| 4.00     | Density Testing (78-83)      | 6/13/2024   | 49       | \$52.00    | HOUR | \$208.00  |
| 1.00     | Vehicle Trip Charge          | 6/14/2024   | 50       | \$100.00   | TRIP | \$100.00  |
| 4.00     | Material Pickup              | 6/14/2024   | 50       | \$52.00    | HOUR | \$208.00  |
| 1.00     | -200 Sieve                   | 6/14/2024   | 51       | \$85.00    | EACH | \$85.00   |
| 1.00     | Atterberg Limit Test         | 6/14/2024   | 51       | \$85.00    | EACH | \$85.00   |
| 1.00     | Proctor #                    | 6/14/2024   | 51       | \$250.00   | EACH | \$250.00  |
| 1.00     | Vehicle Trip Charge          | 6/15/2024   | 52       | \$100.00   | TRIP | \$100.00  |
| 1.00     | Nuclear Density Gauge        | 6/15/2024   | 52       | \$100.00   | TRIP | \$100.00  |
| 8.50     | Density Testing (ot) (84-86) | 6/15/2024   | 52       | \$78.00    | HOUR | \$663.00  |
| 1.00     | Vehicle Trip Charge          | 6/17/2024   | 53       | \$100.00   | TRIP | \$100.00  |
| 1.00     | Nuclear Density Gauge        | 6/17/2024   | 53       | \$100.00   | TRIP | \$100.00  |
| 7.50     | Density Testing (87-92)      | 6/17/2024   | 53       | \$52.00    | HOUR | \$390.00  |
| 1.00     | Nuclear Density Gauge        | 6/21/2024   | 54       | \$100.00   | TRIP | \$100.00  |
| 1.00     | Vehicle Trip Charge          | 6/21/2024   | 54       | \$100.00   | TRIP | \$100.00  |
| 8.00     | Density Testing (93-99)      | 6/21/2024   | 54       | \$52.00    | HOUR | \$416.00  |
| 1.60     | Engineering Report Review    | 6/28/2024   | 0        | \$120.00   | HOUR | \$192.00  |

|                             |                               |
|-----------------------------|-------------------------------|
| <b>Estimated Budget:</b>    | \$36,188.00                   |
| <b>Previously Invoiced:</b> | <del>-\$24,542.00</del> 20557 |
| <b>Total This Invoice:</b>  | \$4,229.00                    |
| <b>Remaining Budget:</b>    | <del>-\$7,417.00</del> 11402  |

**Pay this Invoice Total:      \$4,229.00**

**PLEASE REMIT ALL PAYMENTS TO THE FOLLOWING:**  
 Alpha Testing, LLC  
 PO Box 735418  
 Chicago, IL 60673-5418

*For any questions concerning this invoice, please contact our project manager for clarification.*



**Alpha Testing, LLC**  
 15811 Tuckerton Rd  
 Houston, TX 77095  
 713-360-0460

**Project Name:** HC ESD 1 - Emergency Medical Station No. 96  
 2947 Washington Drive  
 Houston, Texas 77038

**Client:** AGJCM, Inc. - Houston  
 ATTN: Vince Grainger  
 3200 Wilcrest Drive, Suite 100  
 Houston, TX 77042  
 (713) 316-4506

**Invoice No:** 172950  
**Invoice Date:** 7/28/2024  
**Project Mgr:** Dustin Serrano, C.E.T.  
 22-52H

**Customer P.O. No:** 22-012P #3      **Project No:** T231294      **Items through:** 7/28/2024      **Terms:** NET 30

| Quantity | Description of work           | Report Date | Report # | Unit Price | Per  | Extension |
|----------|-------------------------------|-------------|----------|------------|------|-----------|
| 1.00     | Nuclear Density Gauge         | 7/2/2024    | 55       | \$100.00   | TRIP | \$100.00  |
| 1.00     | Vehicle Trip Charge           | 7/2/2024    | 55       | \$100.00   | TRIP | \$100.00  |
| 5.50     | Density Testing (100-109)     | 7/2/2024    | 55       | \$52.00    | HOUR | \$286.00  |
| 1.00     | Vehicle Trip Charge           | 7/15/2024   | 56       | \$100.00   | TRIP | \$100.00  |
| 3.00     | Field Gradations (ot)         | 7/15/2024   | 56       | \$78.00    | HOUR | \$234.00  |
| 2.00     | Material Pickup               | 7/15/2024   | 57       | \$52.00    | HOUR | \$104.00  |
| 1.00     | Atterberg Limit Test          | 7/15/2024   | 58       | \$85.00    | EACH | \$85.00   |
| 1.00     | -200 Sieve                    | 7/15/2024   | 58       | \$85.00    | EACH | \$85.00   |
| 1.00     | Proctor #                     | 7/15/2024   | 58       | \$250.00   | EACH | \$250.00  |
| 1.00     | Lime Series                   | 7/15/2024   | 59       | \$425.00   | EACH | \$425.00  |
| 1.00     | Nuclear Density Gauge         | 7/15/2024   | 60       | \$100.00   | TRIP | \$100.00  |
| 6.00     | Density Testing (110-110)     | 7/15/2024   | 60       | \$52.00    | HOUR | \$312.00  |
| 1.00     | Vehicle Trip Charge           | 7/18/2024   | 61       | \$100.00   | TRIP | \$100.00  |
| 4.00     | Reinforcing Steel Observation | 7/18/2024   | 61       | \$52.00    | HOUR | \$208.00  |
| 1.00     | Vehicle Trip Charge           | 7/19/2024   | 62       | \$100.00   | TRIP | \$100.00  |
| 8.00     | Concrete-Testing              | 7/19/2024   | 62       | \$52.00    | HOUR | \$416.00  |
| 4.00     | Concrete Comp. Test (22-25)   | 7/19/2024   | 62       | \$22.00    | EACH | \$88.00   |
| 1.00     | Vehicle Trip Charge           | 7/20/2024   | 63       | \$100.00   | TRIP | \$100.00  |
| 4.00     | Cylinder Pickup (ot)          | 7/20/2024   | 63       | \$78.00    | HOUR | \$312.00  |
| 4.00     | Engineering Report Review     | 7/28/2024   | 0        | \$120.00   | HOUR | \$480.00  |

|                             |                         |       |
|-----------------------------|-------------------------|-------|
| <b>Estimated Budget:</b>    | \$36,188.00             |       |
| <b>Previously Invoiced:</b> | <del>-\$25,606.00</del> | 24786 |
| <b>Total This Invoice:</b>  | \$3,985.00              |       |
| <b>Remaining Budget:</b>    | <del>-\$6,597.00</del>  | 7417  |

**Pay this Invoice Total:      \$3,985.00**

**PLEASE REMIT ALL PAYMENTS TO THE FOLLOWING:**  
 Alpha Testing, LLC  
 PO Box 735418  
 Chicago, IL 60673-5418

*For any questions concerning this invoice, please contact our project manager for clarification.*



**Alpha Testing, LLC**  
 15811 Tuckerton Rd  
 Houston, TX 77095  
 713-360-0460

**Project Name:** HC ESD 1 - Emergency Medical Station No. 96  
 2947 Washington Drive  
 Houston, Texas 77038

**Client:** AG|CM, Inc. - Houston  
 ATTN: Vince Grainger  
 3200 Wilcrest Drive, Suite 100  
 Houston, TX 77042  
 (713) 316-4506

**Invoice No:** 174079  
**Invoice Date:** 8/28/2024  
**Project Mgr:** Dustin Serrano, C.E.T.  
 22-52H

**Customer P.O. No:** 22-012P #3      **Project No:** T231294      **Items through:** 8/28/2024      **Terms:** NET 30

| Quantity | Description of work            | Report Date | Report # | Unit Price | Per   | Extension |
|----------|--------------------------------|-------------|----------|------------|-------|-----------|
| 6.00     | Concrete-Testing               | 7/31/2024   | 64       | \$52.00    | HOURL | \$312.00  |
| 4.00     | Concrete Comp. Test (26-29)    | 7/31/2024   | 64       | \$22.00    | EACH  | \$88.00   |
| 1.00     | Vehicle Trip Charge            | 7/31/2024   | 64       | \$100.00   | TRIP  | \$100.00  |
| 8.00     | Field Gradations               | 7/31/2024   | 65       | \$52.00    | HOURL | \$416.00  |
| 1.00     | Vehicle Trip Charge            | 7/31/2024   | 65       | \$100.00   | TRIP  | \$100.00  |
| 1.00     | Material Pickup (ot)           | 7/31/2024   | 66       | \$78.00    | HOURL | \$78.00   |
| 1.00     | -200 Sieve                     | 7/31/2024   | 67       | \$85.00    | EACH  | \$85.00   |
| 1.00     | Atterberg Limit Test           | 7/31/2024   | 67       | \$85.00    | EACH  | \$85.00   |
| 1.00     | Proctor #                      | 7/31/2024   | 67       | \$250.00   | EACH  | \$250.00  |
| 3.00     | Cylinder Pickup                | 8/1/2024    | 68       | \$52.00    | HOURL | \$156.00  |
| 1.00     | Vehicle Trip Charge            | 8/1/2024    | 68       | \$100.00   | TRIP  | \$100.00  |
| 8.00     | Field Gradations               | 8/1/2024    | 69       | \$52.00    | HOURL | \$416.00  |
| 3.00     | Concrete-Testing (ot)          | 8/1/2024    | 70       | \$78.00    | HOURL | \$234.00  |
| 4.00     | Concrete Comp. Test (30-33)    | 8/1/2024    | 70       | \$22.00    | EACH  | \$88.00   |
| 1.00     | Vehicle Trip Charge            | 8/1/2024    | 70       | \$100.00   | TRIP  | \$100.00  |
| 1.00     | Nuclear Density Gauge          | 8/2/2024    | 71       | \$100.00   | TRIP  | \$100.00  |
| 4.00     | Density Testing (111-113)      | 8/2/2024    | 71       | \$52.00    | HOURL | \$208.00  |
| 1.00     | Vehicle Trip Charge            | 8/2/2024    | 71       | \$100.00   | TRIP  | \$100.00  |
| 4.00     | Field Gradations               | 8/2/2024    | 72       | \$52.00    | HOURL | \$208.00  |
| 4.00     | Cylinder Pickup (ot)           | 8/2/2024    | 73       | \$78.00    | HOURL | \$312.00  |
| 1.00     | Nuclear Density Gauge          | 8/3/2024    | 74       | \$100.00   | TRIP  | \$100.00  |
| 1.00     | Vehicle Trip Charge            | 8/3/2024    | 74       | \$100.00   | TRIP  | \$100.00  |
| 10.00    | Density Testing (ot) (114-116) | 8/3/2024    | 74       | \$78.00    | HOURL | \$780.00  |
| 0.20     | Engineering Report Review      | 8/3/2024    | 74       | \$120.00   | HOURL | \$24.00   |
| 1.00     | Vehicle Trip Charge            | 8/8/2024    | 75       | \$100.00   | TRIP  | \$100.00  |
| 4.00     | Reinforcing Steel Observation  | 8/8/2024    | 75       | \$52.00    | HOURL | \$208.00  |
| 0.20     | Project Management Review      | 8/8/2024    | 75       | \$120.00   | HOURL | \$24.00   |
| 1.00     | Vehicle Trip Charge            | 8/9/2024    | 76-78    | \$100.00   | TRIP  | \$100.00  |
| 7.00     | Concrete-Testing               | 8/9/2024    | 76-78    | \$52.00    | HOURL | \$364.00  |
| 0.60     | Project Management Review      | 8/9/2024    | 76-78    | \$120.00   | HOURL | \$72.00   |
| 12.00    | Concrete Comp. Test (34-45)    | 8/9/2024    | 76-78    | \$22.00    | EACH  | \$264.00  |
| 1.00     | Vehicle Trip Charge            | 8/12/2024   | 79       | \$100.00   | TRIP  | \$100.00  |
| 3.00     | Cylinder Pickup                | 8/12/2024   | 79       | \$52.00    | HOURL | \$156.00  |
| 0.20     | Project Management Review      | 8/12/2024   | 79       | \$120.00   | HOURL | \$24.00   |

*For any questions concerning this invoice, please contact our project manager for clarification.*



**Alpha Testing, LLC**  
 15811 Tuckerton Rd  
 Houston, TX 77095  
 713-360-0460

**Project Name:** HC ESD 1 - Emergency Medical Station No. 96  
 2947 Washington Drive  
 Houston, Texas 77038

**Client:** AGJCM, Inc. - Houston  
 ATTN: Vince Grainger  
 3200 Wilcrest Drive, Suite 100  
 Houston, TX 77042  
 (713) 316-4506

**Invoice No:** 174079  
**Invoice Date:** 8/28/2024  
**Project Mgr:** Dustin Serrano, C.E.T.  
 22-52H

**Customer P.O. No:** 22-012P #3      **Project No:** T231294      **Items through:** 8/28/2024      **Terms:** NET 30

| Quantity                   | Description of work | Report Date | Report # | Unit Price | Per | Extension |
|----------------------------|---------------------|-------------|----------|------------|-----|-----------|
| Estimated Budget:          | \$36,188.00         |             |          |            |     |           |
| Previously Invoiced:       | \$28,771.00         |             |          |            |     |           |
| <b>Total This Invoice:</b> | <b>\$5,952.00</b>   |             |          |            |     |           |
| Remaining Budget:          | \$1,465.00          |             |          |            |     |           |

**Pay this Invoice Total: \$5,952.00**

**PLEASE REMIT ALL PAYMENTS TO THE FOLLOWING:**  
 Alpha Testing, LLC  
 PO Box 735418  
 Chicago, IL 60673-5418

*For any questions concerning this invoice, please contact our project manager for clarification.*





# INVOICE

**OAK Interactive, LLC**

1819 Blue Water Bay Dr., Katy, TX 77494,

UNITED STATES

info@oakinteractive.com; Website:

www.oakinteractive.com

**Invoice No#:** 14103

**Invoice Date:** Sep 30, 2024

**Reference:** Creative Services

**Due Date:** Oct 30, 2024

**\$450.00**

**AMOUNT DUE**

## **BILL TO**

HCESD-1.org

Melissa Morton

2800 Aldine Bender Rd., Houston, TX

77032, UNITED STATES

| # | ITEMS & DESCRIPTION | QTY/HRS      | PRICE    | AMOUNT(\$)          |
|---|---------------------|--------------|----------|---------------------|
| 1 | Website Maintenance | 1            | \$450.00 | \$450.00            |
|   |                     | Subtotal     |          | \$450.00            |
|   |                     | <b>TOTAL</b> |          | <b>\$450.00 USD</b> |

## **NOTES TO CUSTOMER**

September, 2024 - Kindly Remit to: OAK Interactive, LLC

1819 Blue Water Bay Dr., Katy, TX 77494

Thank YOU For Your Business!

## **TERMS AND CONDITIONS**

Net 30 - Interest accrued at 2% per month, thereafter. Make checks payable to: OAK Interactive, LLC or pay via Credit Card with a 4% processing fee. Sales Tax applied to:

- Website Maintenance
- Website Design & Development
- Hard Cost for production items



# Invoice

|           |           |
|-----------|-----------|
| Date      | Invoice # |
| 9/30/2024 | 2625      |

|                                                                    |
|--------------------------------------------------------------------|
| Bill To                                                            |
| Harris County ESD #1<br>2800 Aldine Bender Rd<br>Houston, TX 77032 |

|        |            |
|--------|------------|
| Terms  | Due Date   |
| Net 30 | 10/30/2024 |

| Serviced  | Description                                                                                                                                                                                                  | Time    | Rate     | Amount   |
|-----------|--------------------------------------------------------------------------------------------------------------------------------------------------------------------------------------------------------------|---------|----------|----------|
| 9/30/2024 | September CPA Services                                                                                                                                                                                       |         | 4,675.00 | 4,675.00 |
| 9/30/2024 | Additional Hours (Coordinating with board members on batch approvals, coordinating with bank to make credit card correction for board member, attend arbitration training in Dallas Texas Sept 18th - 19thP) | 9.87365 | 160.00   | 1,579.78 |
| 9/30/2024 | Copies                                                                                                                                                                                                       | 6       | 0.35     | 2.10     |
| 9/30/2024 | Arbitrage Training Dallas -Hotel                                                                                                                                                                             |         | 263.96   | 263.96   |
| 9/30/2024 | Arbitrage Training Dallas - Flight                                                                                                                                                                           |         | 148.96   | 148.96   |
| 9/30/2024 | Arbitrage Training Dallas - Rental Car                                                                                                                                                                       |         | 159.16   | 159.16   |
| 9/30/2024 | Arbitrage Training Dallas - Parking                                                                                                                                                                          |         | 17.00    | 17.00    |
| 9/30/2024 | Arbitrage Training Dallas - Parking                                                                                                                                                                          |         | 11.55    | 11.55    |
| 9/30/2024 | Arbitrage Training - Meal                                                                                                                                                                                    |         | 29.03    | 29.03    |
| 9/30/2024 | Arbitrage Training - Airport Parking                                                                                                                                                                         |         | 23.50    | 23.50    |

Please Remit Payment to:  
The Morton Accounting Service  
410 Pierce Street Suite 230  
Houston, TX 77002

or via the Intuit payment link in the email.

|                         |            |
|-------------------------|------------|
| <b>Total</b>            | \$6,910.04 |
| <b>Payments/Credits</b> | \$0.00     |
| <b>Balance Due</b>      | \$6,910.04 |

11:22 AM  
 09/23/24  
 Accrual Basis

**Harris County ESD No. 1 - GOF**  
**Profit & Loss Budget Overview - DRAFT**  
**January through December 2025**

|                                                        | <b>Jan - Dec 25</b> |
|--------------------------------------------------------|---------------------|
| <b>Estimated Beginning Balance</b>                     | 5,974,644.00        |
| <b>Ordinary Income/Expense</b>                         |                     |
| <b>Income</b>                                          |                     |
| 41000 · Service Revenue                                |                     |
| 41100 · HCEC Ambulance Lease Revenue                   | 84,000.00           |
| 41200 · HCEC Property Lease Revenue                    | 546,636.00          |
| <b>Total 41000 · Service Revenue</b>                   | 630,636.00          |
| 42000 · Tax Revenues                                   |                     |
| 42100 · Penalty & Interest                             | 200,000.00          |
| 42300 · Tax Revenue                                    | 24,546,633.58       |
| <b>Total 42000 · Tax Revenues</b>                      | 24,746,633.58       |
| 43000 · Other Income                                   |                     |
| 43100 · Miscellaneous Income                           | 50,000.00           |
| 43200 · Donations & Contributions                      | 13,000.00           |
| 43550 · Interest Earned on Checking                    | 30,000.00           |
| 43700 · Interest Earned on Temp. Invest                | 300,000.00          |
| <b>Total 43000 · Other Income</b>                      | 393,000.00          |
| <b>Total Income</b>                                    | 25,770,269.58       |
| <b>Gross Profit</b>                                    | 25,770,269.58       |
| <b>Expense</b>                                         |                     |
| 143502 · Commissions Paid from Levy                    | 100,000.00          |
| 162800 · Facilities & Equipment (DNU)                  |                     |
| 162805 · Furniture/Equip - Non-Asset                   | 20,000.00           |
| 162840 · Equip Rental & Maintenance                    | 25,000.00           |
| <b>Total 162800 · Facilities &amp; Equipment (DNU)</b> | 45,000.00           |
| 170000 · Capital Purchases                             |                     |
| 17001 · Vehicles                                       | 1,040,000.00        |
| 17002 · Buildings                                      | 500,000.00          |
| 17003 · Medical Equipment                              | 500,000.00          |
| <b>Total 170000 · Capital Purchases</b>                | 2,040,000.00        |
| 50000 · Commissioner Salaries and Wages                |                     |
| 50250 · Commissioner Reimbursement                     | 36,000.00           |
| <b>Total 50000 · Commissioner Salaries and Wages</b>   | 36,000.00           |
| 51000 · HCEC Program Expense                           |                     |
| 51100 · HCEC Contract Expense                          | 23,756,768.24       |
| <b>Total 51000 · HCEC Program Expense</b>              | 23,756,768.24       |
| 52000 · Contract Services (DNU)                        |                     |
| 52100 · Accounting Fees                                | 63,000.00           |
| 52200 · Audit Fees                                     | 24,000.00           |
| 52300 · Legal Fees                                     | 72,000.00           |
| 52350 · Outside Contract Services                      | 140,000.00          |
| 52550 · Election Expense                               | 20,000.00           |
| <b>Total 52000 · Contract Services (DNU)</b>           | 319,000.00          |

**Harris County ESD No. 1 - GOF**  
**Profit & Loss Budget Overview - DRAFT**  
**January through December 2025**

|                                                 |  |                      |
|-------------------------------------------------|--|----------------------|
| 53000 · Operations (DNU)                        |  |                      |
| 53150 · Dues & Subscriptions                    |  | 14,000.00            |
| 53200 · Postage                                 |  | 300.00               |
| 53250 · Computer/Software Support               |  | 1,000.00             |
| 53300 · Printing & Copying                      |  | 250.00               |
| 53350 · Legal Notices & Filing Fees             |  | 13,000.00            |
| 53400 · Office Supplies                         |  | 1,000.00             |
| <b>Total 53000 · Operations (DNU)</b>           |  | <b>29,550.00</b>     |
| 54000 · General and Admin Expenses              |  |                      |
| 54150 · Insurance - Gen Liab-Err & Omis         |  | 110,000.00           |
| 54200 · Insurance - Treasurer's Bond            |  | 2,000.00             |
| 54300 · Other Costs (Contingency Funds)         |  | 5,000.00             |
| 54400 · HCAD Qtr Expenses                       |  | 200,000.00           |
| 54450 · Depreciation Expense                    |  | 2,900,000.00         |
| 54600 · Travel & Meetings                       |  | 10,000.00            |
| 54650 · Conference, Conven & Meetings           |  | 6,000.00             |
| 54700 · Travel/Lodging                          |  | 10,000.00            |
| 54800 · Repairs & Maintenance (DNU)             |  | 10,000.00            |
| <b>Total 54000 · General and Admin Expenses</b> |  | <b>3,253,000.00</b>  |
| 60000 · Interest Expense                        |  | 155,000.00           |
| 61000 · Loan Costs                              |  | 1,040,000.00         |
| <b>Total Expense</b>                            |  | <b>30,774,318.24</b> |
| Net Ordinary Income                             |  | -5,004,048.66        |
| Other Income/Expense                            |  |                      |
| Other Income                                    |  |                      |
| 71000 · Gain/Loss on Sale of Asset              |  | 5,000.00             |
| <b>Total Other Income</b>                       |  | <b>5,000.00</b>      |
| Net Other Income                                |  | <b>5,000.00</b>      |
| Net Income                                      |  | <b>-4,999,048.66</b> |
| Estimted Ending Balance                         |  | <b>975,595.34</b>    |

APPROVED  
 Harris County ESD #1  
 Board of Commissioners

OCT 22 2024

✓ President *Shirley Reed*  
 Secretary: *[Signature]*  
*trccrs*

**CERTIFICATE OF ORDER**

**STATE OF TEXAS**  
**COUNTY OF HARRIS**  
**HARRIS COUNTY EMERGENCY SERVICES DISTRICT NO. 1**

§  
§  
§

We the undersigned officers of the Board of Commissioners (the "Board") of **HARRIS COUNTY EMERGENCY SERVICES DISTRICT NO. 1** (the "District") hereby certify as follows:

The Board convened in regular session, open to the public, on Tuesday, October 22, 2024, at 10:00 a.m., at the District's Administration Building, 2800 Aldine Bender Rd., Houston, TX 77032, and the roll was called of the members of the Board, to-wit:

|                |                                 |
|----------------|---------------------------------|
| Cathy Sunday   | President                       |
| Shirley Reed   | Vice President                  |
| Virginia Bazan | Secretary                       |
| Fred Sciboula  | Treasurer                       |
| Pete Serna     | Asst. Treasurer/Asst. Secretary |

All members of the Board were present, except Commissioners Sunday and Bazan, thus constituting a quorum. Whereupon other business, the following was transacted at such Meeting:  
A written

**ORDER SETTING RATE AND LEVYING TAX FOR 2024**

was duly introduced for the consideration of the Board. It was then duly moved and seconded that such Order be adopted; and after full discussion, such motion, carrying with it the adoption of such Order prevailed, carried, and became effective by the following vote:

**AYES:**     3                          **NOES:**     0    

A true, full and correct copy of the aforesaid Order adopted at the Meeting described in the above foregoing paragraph is attached to and follows this Certificate; such Order has been duly recorded in the Board's minutes of such Meeting; the above and foregoing paragraph is a true, full, and correct excerpt from the Board's minutes of such Meeting pertaining to the adoption of such Order; the persons named in the above and foregoing paragraph are the duly chosen, qualified, and acting officers and members of the Board as indicated therein; each of the officers and members of the Board are duly and sufficiently notified officially and personally, in advance, of the time, place, and purpose of such Meeting, and that such Order would be introduced and considered for adoption at such meeting, and each of the officers and members consented, in advance, to the holding of such Meeting for such purpose; and such Meeting was open to the public and public notice of the time, place, and purpose of such Meeting was given, all as required by Chapter 551, Texas Government Code and Chapter 775, Texas Health and Safety Code, as amended.

WITNESS OUR HANDS AND THE SEAL OF THE DISTRICT this 22<sup>nd</sup> day of October 2024.

  
\_\_\_\_\_  
Vice President, Board of Commissioners

ATTEST:



  
\_\_\_\_\_  
Treasurer, Board of Commissioners

(DISTRICT SEAL)



APPROVED  
Harris County ESD #1  
Board of Commissioners

OCT 22 2024

VICE President:   
Secretary:   
Treasurer

**ORDER SETTING RATE AND LEVYING TAX FOR 2024**

**STATE OF TEXAS** §  
**COUNTY OF HARRIS** §  
**HARRIS COUNTY EMERGENCY SERVICES DISTRICT NO. 1** §

WHEREAS, Harris County Emergency Services District No. 1 (the "District") is a governmental agency and body politic and corporate of the State of Texas created pursuant to Chapter 775, Texas Health and Safety Code to accomplish the purposes provided by Section 48-e, Article III, Texas Constitution (the "Article"); and

WHEREAS, the Article states that the District has all the rights, powers, privileges, functions and duties necessary and convenient to accomplish the purposes of Chapter 775, Texas Health and Safety Code, as amended; and

WHEREAS, the Article allows for the levy of an ad valorem tax on property in the District not to exceed ten cents (\$0.10) per \$100 valuation for the support of the District, provided such levy has been previously approved by a vote of the qualified voters of the District; and

WHEREAS, the maximum levy that has been previously approved by a vote of the qualified voters of the District is ten cents (\$0.10) per \$100 valuation; and

WHEREAS, Sections 26.04, 26.05 and 26.06, Texas Tax Code, as amended, provide that before the Board adopts an ad valorem tax rate, the Board shall give proper notice of each meeting of the Board at which the adoption of a tax rate will be considered; such notice of the public hearings on the District's tax rate shall be substantially in one of the forms set forth in Sections 26.06, 26.061 and 26.062, Texas Tax Code, as amended, and shall be published in a newspaper having general circulation in the District at least five (5) days before the date of the hearing; and

WHEREAS, if the Board adopts a total tax rate that would exceed the greater of the District's voter approval tax rate or *de minimis* rate, the District shall be required to hold an election to determine whether to approve the adopted tax rate in accordance with the procedures provided by Texas Tax Code, §§26.07 and 26.081 and subject to the allowance for a petition for a rollback election to determine whether to reduce the tax rate adopted by the District to the voter-approval tax rate under Texas Tax Code, §26.075; and

WHEREAS, the Tax Assessor and Collector for the District has received the certified tax roll from the Harris Central Appraisal District assessing the 2024 valuation of District property and provided such information to the District for the Board to consider in setting the 2024 tax rate; and

WHEREAS, the Board has received the calculations from the District's staff and consultants indicating the tax rate for the current year necessary to pay future debt service and operations and maintenance obligations of the District; and

WHEREAS, the Board finds that the tax levy is necessary for debt service and operations and maintenance purposes of the District and is permitted by the Texas Constitution.

NOW, THEREFORE, BE IT ORDERED BY THE BOARD OF COMMISSIONERS OF HARRIS COUNTY EMERGENCY SERVICES DISTRICT NO. 1, THAT:

Section 1. The Board hereby finds that prior to adopting the ad valorem tax rate for 2024, the District has provided all proper notices of the public hearing to set the District's tax rate, and otherwise satisfied all requirements of Section 26.06, Texas Tax Code, as amended.

Section 2. The Board hereby levies and causes to be assessed upon all property (real, personal or mixed) subject to taxation within the District a total ad valorem tax rate of \$0.084477 per \$100 of assessed value for the 2024 tax year, which does not exceed the greater of the voter approval rate or the *de minimis* rate.

Section 3. The total ad valorem tax rate is comprised of \$0.080279 per \$100 assessed valuation for operations and maintenance purposes, \$0.004134 per \$100 assessed valuation for debt service purposes and \$0.000064 for unused increment purposes.

**SECTION 4. THE DISTRICT'S TAX RATE WILL RAISE MORE TAXES FOR MAINTENANCE AND OPERATIONS THAN LAST YEAR'S TAX RATE. THE TAX RATE WILL EFFECTIVELY BE RAISED BY 1.98 PERCENT (1.98%) AND WILL RAISE TAXES FOR MAINTENANCE AND OPERATIONS ON A \$100,000 HOME BY APPROXIMATELY \$1.98.**

Section 5. The District's Tax Assessor and Collector shall take all steps necessary and authorized by law to collect taxes as owed pursuant to this Order. Said ad valorem taxes shall be levied, assessed and collected at the rate of \$0.084477 per \$100 of assessed valuation as provided for in Chapter 775, Texas Health and Safety Code, and all other applicable laws.


Section 6. Pursuant to State law, all taxes shall be due and payable on or before the 31<sup>st</sup> day of January 2025.

Section 7. The President or Vice President is authorized to do all things necessary for execution of this Order; and the President or Vice President is further authorized to execute, and the Secretary or any Assistant Secretary to attest, this Order on behalf of the Board of Commissioners.


(EXECUTION PAGE FOLLOWS)



SIGNED this 22<sup>nd</sup> day of October 2024.



Treasurer, Board of Commissioners



Vice President, Board of Commissioners

(DISTRICT SEAL)



APPROVED  
Harris County ESD #1  
Board of Commissioners

OCT 22 2024

VICE President:



Secretary:

Treasurer



## President's Report – HCEC

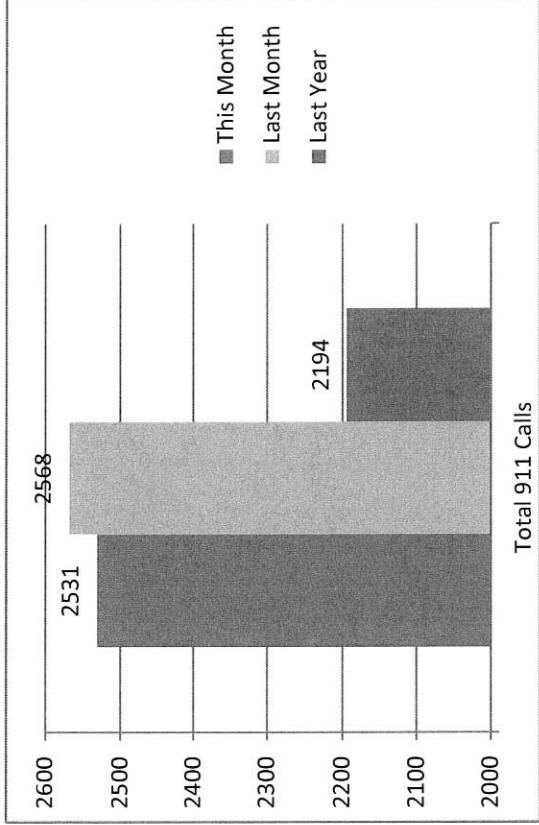
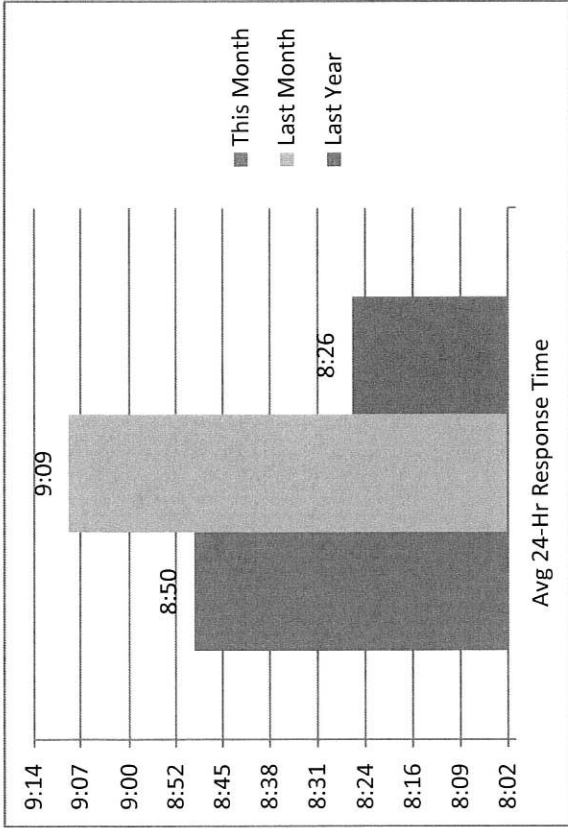
### October 2024 Meeting

- HCEC responded to 2531 911 calls this month, compared to 2568 in the previous month. Our response time is 8:50.
- Dr. Decker and one of our medics were deployed with Texas Task Force 1 to the Hurricane in Florida and North Carolina.
- We are holding Trimester CE next week. All credentialed medical providers are required to attend.
- HCEC attended the Regional Preparedness conference and heard a speech on the after-action report of Hurricane Beryl.
- The Department of State Health Services renewed the EMS license for HCEC until 2026.


Vehicle Accidents last month: 2 minor

Maintenance Requests last month: 16

# HCEC Activity September 2024



## Call Volume Comparison





# 911 STATISTICS REPORT FOR PERIOD 09-01-24 to 09-30-24

## INCIDENT TOTALS

| RESPONSE TYPE | * Medic units that went enroute in district, NO mutual aid responses |    |    |    |    |    |    |    |    |    |    |    |    |    |    |    |    |     |    |    |     |     |    |    |    |    |    |    |     |    |       |
|---------------|----------------------------------------------------------------------|----|----|----|----|----|----|----|----|----|----|----|----|----|----|----|----|-----|----|----|-----|-----|----|----|----|----|----|----|-----|----|-------|
|               | 01                                                                   | 02 | 03 | 04 | 05 | 06 | 07 | 08 | 09 | 10 | 11 | 12 | 13 | 14 | 15 | 16 | 17 | 18  | 19 | 20 | 21  | 22  | 23 | 24 | 25 | 26 | 27 | 28 | 29  | 30 | Total |
| ALS Response  | 62                                                                   | 62 | 63 | 55 | 63 | 64 | 50 | 69 | 59 | 53 | 52 | 61 | 61 | 67 | 74 | 80 | 71 | 76  | 69 | 68 | 84  | 72  | 72 | 55 | 59 | 64 | 71 | 59 | 83  | 66 | 1,964 |
| BLS Response  | 31                                                                   | 21 | 19 | 26 | 11 | 28 | 18 | 18 | 23 | 20 | 28 | 16 | 23 | 15 | 19 | 17 | 20 | 27  | 29 | 24 | 17  | 28  | 26 | 17 | 27 | 13 | 22 | 20 | 25  | 16 | 644   |
| <b>Totals</b> | 93                                                                   | 83 | 82 | 81 | 74 | 92 | 68 | 87 | 82 | 73 | 80 | 77 | 84 | 82 | 93 | 97 | 91 | 103 | 98 | 92 | 101 | 100 | 98 | 72 | 86 | 77 | 93 | 79 | 108 | 82 | 2,608 |

## INCIDENT TOTALS BY SHIFT

| SHIFT         | * Medic units that went enroute in district, NO mutual aid responses |    |    |    |    |    |    |    |    |    |    |    |    |    |    |    |    |     |    |    |     |     |    |    |    |    |    |    |     |     |       |     |
|---------------|----------------------------------------------------------------------|----|----|----|----|----|----|----|----|----|----|----|----|----|----|----|----|-----|----|----|-----|-----|----|----|----|----|----|----|-----|-----|-------|-----|
|               | 01                                                                   | 02 | 03 | 04 | 05 | 06 | 07 | 08 | 09 | 10 | 11 | 12 | 13 | 14 | 15 | 16 | 17 | 18  | 19 | 20 | 21  | 22  | 23 | 24 | 25 | 26 | 27 | 28 | 29  | 30  | Total |     |
| - Shift       |                                                                      |    |    |    |    |    |    |    |    |    |    |    |    |    |    |    |    |     |    |    |     |     |    |    |    |    |    |    |     |     | 2     |     |
| A - Shift     | 24                                                                   | 59 | 15 |    |    |    |    | 73 | 9  | 56 | 10 |    |    |    |    | 76 | 18 | 96  | 11 |    |     |     |    | 62 | 9  | 68 | 14 |    |     | 600 |       |     |
| B - Shift     | 69                                                                   | 24 | 67 | 17 |    |    |    | 73 | 17 | 70 | 9  |    |    |    | 73 | 7  | 87 | 6   |    |    |     |     |    |    | 77 | 9  | 79 | 12 |     |     | 696   |     |
| C - Shift     |                                                                      |    |    |    | 63 | 14 | 79 | 7  |    |    |    | 68 | 10 | 71 | 26 |    |    |     |    |    |     |     | 86 | 12 | 73 | 11 |    |    | 67  | 21  | 73    | 681 |
| D - Shift     |                                                                      |    |    |    |    | 60 | 13 | 61 | 14 |    |    |    | 74 | 11 | 67 | 21 |    |     |    |    |     |     | 88 | 27 | 87 | 10 |    |    | 87  | 9   | 629   |     |
| <b>Totals</b> | 93                                                                   | 83 | 82 | 81 | 74 | 92 | 68 | 87 | 82 | 73 | 80 | 77 | 84 | 82 | 93 | 97 | 91 | 103 | 98 | 92 | 101 | 100 | 98 | 72 | 86 | 77 | 93 | 79 | 108 | 82  | 2,608 |     |

## INCIDENT PRIORITY LEVEL SUMMARY

| RESPONSE TYPE | Alpha | Bravo | Charlie | Delta | Echo | Unspecified | Total |
|---------------|-------|-------|---------|-------|------|-------------|-------|
| ALS Response  | 210   | 290   | 464     | 682   | 49   | 269         | 1,964 |
| BLS Response  | 351   | 45    |         |       | 1    | 247         | 644   |
| <b>Totals</b> | 561   | 335   | 464     | 682   | 50   | 516         | 2,608 |

## LEVEL OF SERVICE STATUS CHANGES BY DAY

| LEVEL OF SERVICE | 2 | 6 | 8 | 8 | 8 | 22 | 13 | 15 | 32 | 17 | 36 | 38 | 20 | 42 | 46 | 27 | Total |
|------------------|---|---|---|---|---|----|----|----|----|----|----|----|----|----|----|----|-------|
| Level 0          | 1 | 1 | 1 | 1 | 1 | 1  | 1  | 1  | 1  | 1  | 5  | 2  | 1  | 2  | 4  | 1  | 21    |
| Level 1          | 4 | 1 | 2 | 3 | 1 | 3  | 1  | 2  | 1  | 2  | 1  | 2  | 1  | 2  | 4  | 1  | 28    |
| <b>Totals</b>    | 4 | 2 | 3 | 1 | 4 | 1  | 1  | 1  | 4  | 1  | 7  | 3  | 2  | 2  | 11 | 3  | 49    |

## OUT OF THE CHUTE RESPONSE AVERAGES AND STATISTICS

| RESPONSE TYPE | ASSIGNED TO ENROUTE | ASSIGNED TO ONSCENE | ENROUTE TO ONSCENE | HOSPITAL TO IN-SERVICE | AVERAGE ONSCENE TIME | AVERAGE INCIDENT TIME |
|---------------|---------------------|---------------------|--------------------|------------------------|----------------------|-----------------------|
| ALS Response  | 00:00:58            | 00:09:40            | 00:08:41           | 00:26:12               | 00:17:12             | 00:57:41              |
| BLS Response  | 00:01:04            | 00:09:56            | 00:08:50           | 00:26:35               | 00:15:54             | 00:51:34              |



Division 11 Harris County Emerg Corps

# 911 STATISTICS REPORT FOR PERIOD 09-01-24 to 09-30-24

10/4/2024 12:46:04 PM Page 2 of 21

| FH-MMS                                                           |                     |                     |                    |                        |                      |                       |        |                     |                     |                    |                        |                      | AVERAGE RESPONSE TIMES BY UNIT - IN DISTRICT                     |  |  |  |  |  |  |  |  |  |  |  |  |
|------------------------------------------------------------------|---------------------|---------------------|--------------------|------------------------|----------------------|-----------------------|--------|---------------------|---------------------|--------------------|------------------------|----------------------|------------------------------------------------------------------|--|--|--|--|--|--|--|--|--|--|--|--|
| * All units assigned to a response in district that went enroute |                     |                     |                    |                        |                      |                       |        |                     |                     |                    |                        |                      | * All units assigned to a response in district that went enroute |  |  |  |  |  |  |  |  |  |  |  |  |
| UNIT                                                             | ASSIGNED TO ENROUTE | ASSIGNED TO ONSCENE | ENROUTE TO ONSCENE | HOSPITAL TO IN-SERVICE | AVERAGE ONSCENE TIME | AVERAGE INCIDENT TIME | UNIT   | ASSIGNED TO ENROUTE | ASSIGNED TO ONSCENE | ENROUTE TO ONSCENE | HOSPITAL TO IN-SERVICE | AVERAGE ONSCENE TIME | AVERAGE INCIDENT TIME                                            |  |  |  |  |  |  |  |  |  |  |  |  |
| EMS910                                                           | 00:01:05            | 00:10:53            | 00:09:49           | 00:26:58               | 00:12:35             | 00:44:34              | EMS910 | 00:01:05            | 00:10:53            | 00:09:49           | 00:26:58               | 00:12:35             | 00:44:34                                                         |  |  |  |  |  |  |  |  |  |  |  |  |
| EMS940                                                           | 00:01:55            | 00:11:34            | 00:09:17           | 23:50:32               | 00:11:33             | 00:27:00              | EMS940 | 00:01:55            | 00:11:34            | 00:09:17           | 23:50:32               | 00:11:33             | 00:27:00                                                         |  |  |  |  |  |  |  |  |  |  |  |  |
| EMS980                                                           | 00:00:55            | 00:10:29            | 00:09:35           | 00:24:15               | 00:12:01             | 00:49:43              | EMS980 | 00:00:55            | 00:10:29            | 00:09:35           | 00:24:15               | 00:12:01             | 00:49:43                                                         |  |  |  |  |  |  |  |  |  |  |  |  |
| M91                                                              | 00:00:57            | 00:08:05            | 00:07:09           | 00:28:14               | 00:17:32             | 00:57:52              | M91    | 00:00:57            | 00:08:05            | 00:07:09           | 00:28:14               | 00:17:32             | 00:57:52                                                         |  |  |  |  |  |  |  |  |  |  |  |  |
| M910                                                             | 00:00:44            | 00:07:04            | 00:06:19           | 00:33:53               | 00:17:14             | 01:14:12              | M910   | 00:00:44            | 00:07:04            | 00:06:19           | 00:33:53               | 00:17:14             | 01:14:12                                                         |  |  |  |  |  |  |  |  |  |  |  |  |
| M92                                                              | 00:00:59            | 00:08:13            | 00:07:15           | 00:29:24               | 00:15:25             | 00:51:30              | M92    | 00:00:59            | 00:08:13            | 00:07:15           | 00:29:24               | 00:15:25             | 00:51:30                                                         |  |  |  |  |  |  |  |  |  |  |  |  |
| M920                                                             | 00:00:58            | 00:08:32            | 00:07:33           | 00:36:04               | 00:17:05             | 01:04:34              | M920   | 00:00:58            | 00:08:32            | 00:07:33           | 00:36:04               | 00:17:05             | 01:04:34                                                         |  |  |  |  |  |  |  |  |  |  |  |  |
| M921                                                             | 00:01:30            | 00:09:21            | 00:07:46           | 00:41:02               | 00:18:47             | 01:06:17              | M921   | 00:01:30            | 00:09:21            | 00:07:46           | 00:41:02               | 00:18:47             | 01:06:17                                                         |  |  |  |  |  |  |  |  |  |  |  |  |
| M93                                                              | 00:01:03            | 00:07:13            | 00:06:09           | 00:30:59               | 00:19:28             | 00:59:59              | M93    | 00:01:03            | 00:07:13            | 00:06:09           | 00:30:59               | 00:19:28             | 00:59:59                                                         |  |  |  |  |  |  |  |  |  |  |  |  |
| M930                                                             | 00:01:18            | 00:08:26            | 00:07:06           | 00:28:46               | 00:15:44             | 00:58:24              | M930   | 00:01:18            | 00:08:26            | 00:07:06           | 00:28:46               | 00:15:44             | 00:58:24                                                         |  |  |  |  |  |  |  |  |  |  |  |  |
| M94                                                              | 00:01:04            | 00:07:30            | 00:06:26           | 00:28:38               | 00:17:12             | 00:57:31              | M94    | 00:01:04            | 00:07:30            | 00:06:26           | 00:28:38               | 00:17:12             | 00:57:31                                                         |  |  |  |  |  |  |  |  |  |  |  |  |
| M940                                                             | 00:00:52            | 00:07:15            | 00:06:21           | 00:35:50               | 00:18:00             | 01:01:05              | M940   | 00:00:52            | 00:07:15            | 00:06:21           | 00:35:50               | 00:18:00             | 01:01:05                                                         |  |  |  |  |  |  |  |  |  |  |  |  |
| M941                                                             | 00:01:15            | 00:07:34            | 00:06:18           | 00:36:49               | 00:17:25             | 00:57:39              | M941   | 00:01:15            | 00:07:34            | 00:06:18           | 00:36:49               | 00:17:25             | 00:57:39                                                         |  |  |  |  |  |  |  |  |  |  |  |  |
| M95                                                              | 00:01:03            | 00:09:01            | 00:07:56           | 00:29:19               | 00:16:31             | 00:57:00              | M95    | 00:01:03            | 00:09:01            | 00:07:56           | 00:29:19               | 00:16:31             | 00:57:00                                                         |  |  |  |  |  |  |  |  |  |  |  |  |
| M950                                                             | 00:01:40            | 00:10:44            | 00:08:56           | 00:39:22               | 00:12:46             | 01:07:29              | M950   | 00:01:40            | 00:10:44            | 00:08:56           | 00:39:22               | 00:12:46             | 01:07:29                                                         |  |  |  |  |  |  |  |  |  |  |  |  |
| M96                                                              | 00:01:20            | 00:07:57            | 00:06:35           | 00:31:16               | 00:17:54             | 01:00:20              | M96    | 00:01:20            | 00:07:57            | 00:06:35           | 00:31:16               | 00:17:54             | 01:00:20                                                         |  |  |  |  |  |  |  |  |  |  |  |  |
| M97                                                              | 00:01:03            | 00:08:57            | 00:07:54           | 00:30:44               | 00:15:26             | 00:55:24              | M97    | 00:01:03            | 00:08:57            | 00:07:54           | 00:30:44               | 00:15:26             | 00:55:24                                                         |  |  |  |  |  |  |  |  |  |  |  |  |
| M980                                                             | 00:01:05            | 00:08:05            | 00:07:00           | 00:38:18               | 00:16:47             | 01:10:42              | M980   | 00:01:05            | 00:08:05            | 00:07:00           | 00:38:18               | 00:16:47             | 01:10:42                                                         |  |  |  |  |  |  |  |  |  |  |  |  |

MMS

AVERAGE ASSIGNED TO ONSCENE

00:08:50

AVERAGE ASSIGNED TO ON SCENE TIME - ALL CALLS

\* Incidents with units that enroute in district

| FH-MMS                                               |     |    |    |    |    |    |    |    |    |    |    |    | INCIDENT RESPONSE TOTALS BY SHIFT                    |    |    |     |    |     |     |     |     |     |     |    |    |    |    |    |     |    |       |
|------------------------------------------------------|-----|----|----|----|----|----|----|----|----|----|----|----|------------------------------------------------------|----|----|-----|----|-----|-----|-----|-----|-----|-----|----|----|----|----|----|-----|----|-------|
| * All units assigned to a response that went enroute |     |    |    |    |    |    |    |    |    |    |    |    | * All units assigned to a response that went enroute |    |    |     |    |     |     |     |     |     |     |    |    |    |    |    |     |    |       |
| SHIFT                                                | 01  | 02 | 03 | 04 | 05 | 06 | 07 | 08 | 09 | 10 | 11 | 12 | 13                                                   | 14 | 15 | 16  | 17 | 18  | 19  | 20  | 21  | 22  | 23  | 24 | 25 | 26 | 27 | 28 | 29  | 30 | Total |
| A - Shift                                            | 26  | 64 | 15 |    |    |    |    | 78 | 12 | 58 | 10 |    |                                                      |    |    | 86  | 18 | 108 | 11  |     |     |     |     | 65 | 9  | 73 | 14 |    |     |    | 647   |
| B - Shift                                            | 76  | 26 | 70 | 19 |    |    |    |    | 75 | 16 | 71 | 9  |                                                      |    |    |     | 80 | 7   | 95  | 7   |     |     |     |    | 80 | 11 | 80 | 15 |     |    | 737   |
| C - Shift                                            |     |    |    | 64 | 11 | 83 | 7  |    |    |    |    | 72 | 10                                                   | 75 | 28 |     |    |     |     | 93  | 12  | 76  | 13  |    |    |    | 70 | 23 | 85  |    | 722   |
| D - Shift                                            |     |    |    |    | 66 | 13 | 67 | 15 |    |    |    |    | 77                                                   | 11 | 70 | 25  |    |     |     |     | 97  | 27  | 94  | 10 |    |    |    | 87 | 10  |    | 669   |
| Totals                                               | 102 | 90 | 85 | 83 | 77 | 96 | 74 | 93 | 87 | 74 | 81 | 81 | 87                                                   | 86 | 98 | 111 | 98 | 115 | 106 | 100 | 109 | 103 | 107 | 75 | 89 | 84 | 94 | 85 | 110 | 95 | 2,775 |



Division 11 Harris County Emerg Corps

# 911 STATISTICS REPORT FOR PERIOD 09-01-24 to 09-30-24

10/4/2024 12:46:04 PM Page 3 of 21

| UNIT          | INCIDENT RESPONSE TOTALS BY UNIT |           |           |           |           |           |           |           |           |           |           |           |           |           |           |            |           |            |            |            |            |            |            |           |           |           |           |           |            |           | Total        |     |   |
|---------------|----------------------------------|-----------|-----------|-----------|-----------|-----------|-----------|-----------|-----------|-----------|-----------|-----------|-----------|-----------|-----------|------------|-----------|------------|------------|------------|------------|------------|------------|-----------|-----------|-----------|-----------|-----------|------------|-----------|--------------|-----|---|
|               | 01                               | 02        | 03        | 04        | 05        | 06        | 07        | 08        | 09        | 10        | 11        | 12        | 13        | 14        | 15        | 16         | 17        | 18         | 19         | 20         | 21         | 22         | 23         | 24        | 25        | 26        | 27        | 28        | 29         | 30        |              |     |   |
| 9912          |                                  |           |           |           | 1         | 1         |           |           |           |           |           |           |           |           |           |            |           |            |            |            |            |            | 2          |           |           |           |           |           |            |           | 1            | 5   |   |
| 9934          |                                  |           |           |           |           |           |           |           |           |           |           |           |           |           |           | 1          |           |            |            |            |            |            |            |           |           |           |           |           |            |           |              | 1   | 1 |
| CHP1          |                                  |           |           | 1         |           |           |           |           |           |           |           |           |           |           |           | 1          |           |            |            |            |            |            | 3          |           |           |           |           |           |            |           |              | 6   | 6 |
| D90           | 8                                | 4         | 3         | 2         | 2         | 5         |           | 8         | 4         | 1         | 1         | 3         | 3         | 6         | 7         | 9          | 7         | 8          | 3          | 2          | 6          | 2          | 1          | 5         | 5         | 2         | 4         | 2         | 4          | 2         | 5            | 118 |   |
| D901          | 4                                | 5         | 1         | 2         | 3         | 2         | 7         | 1         | 3         | 2         | 4         | 1         | 1         | 1         | 8         | 1          | 6         | 7          | 8          | 6          | 4          | 7          | 2          | 3         | 4         | 2         | 6         | 4         | 8          |           | 112          |     |   |
| EMS910        | 4                                | 4         | 5         | 5         | 6         | 6         |           | 6         | 7         | 3         | 5         | 8         |           |           | 4         | 3          | 6         | 5          |            |            |            | 7          | 4          | 5         | 6         | 6         | 7         | 4         |            | 89        | 89           |     |   |
| EMS940        |                                  |           | 6         | 2         |           |           |           |           |           |           | 9         |           |           |           | 3         | 2          |           |            |            |            |            |            |            |           |           |           |           |           |            |           | 31           | 31  |   |
| EMS980        | 4                                | 5         | 3         |           |           |           |           | 4         | 4         | 4         | 4         | 5         | 6         | 7         | 6         | 5          | 7         | 9          | 6          |            |            |            |            |           | 5         |           |           | 8         | 5          | 3         | 92           | 92  |   |
| HCMD1         |                                  |           |           |           |           |           |           |           |           |           |           |           |           |           |           | 2          |           |            |            |            |            |            |            |           |           |           |           |           |            |           | 2            | 2   |   |
| M91           | 9                                | 8         | 5         | 10        | 5         | 8         | 8         | 7         | 7         | 10        | 7         | 9         | 8         | 7         | 9         | 9          | 5         | 11         | 10         | 10         | 9          | 12         | 11         | 7         | 5         | 7         | 9         | 9         | 11         | 10        | 252          |     |   |
| M910          | 4                                |           |           |           | 2         | 3         | 3         |           |           |           | 2         |           |           |           | 4         |            |           |            |            |            |            |            |            | 3         |           |           |           | 5         |            |           | 26           | 26  |   |
| M92           | 12                               | 10        | 9         | 8         | 6         | 11        | 5         | 8         | 10        | 5         | 6         | 10        | 10        | 5         | 9         | 7          | 10        | 10         | 9          | 9          | 17         | 10         | 11         | 9         | 12        | 8         | 8         | 10        | 9          | 271       | 271          |     |   |
| M920          | 7                                | 9         | 7         | 7         | 5         | 12        | 5         | 6         | 9         | 6         | 6         | 8         | 8         | 11        | 8         | 7          | 9         | 9          | 10         | 10         | 10         | 10         | 9          | 6         | 4         | 7         | 8         | 6         | 9          | 7         | 231          |     |   |
| M921          |                                  |           |           |           | 4         | 2         | 5         |           |           |           |           | 7         | 1         |           |           |            |           |            |            |            |            |            |            |           |           |           |           |           |            | 19        | 19           |     |   |
| M93           | 8                                | 9         | 8         | 5         | 8         | 11        | 3         | 6         | 6         | 7         | 10        | 4         | 6         | 6         | 6         | 8          | 11        | 10         | 6          | 10         | 9          | 9          | 11         | 4         | 6         | 6         | 10        | 6         | 12         | 6         | 227          |     |   |
| M930          | 6                                | 6         | 9         | 9         | 6         | 7         | 6         | 8         | 4         | 7         | 2         | 4         | 7         | 7         | 10        | 9          | 9         | 12         | 8          | 9          | 12         | 9          | 7          | 9         | 9         | 9         | 9         | 7         | 9          | 8         | 231          |     |   |
| M94           | 16                               | 9         | 12        | 9         | 8         | 6         | 8         | 11        | 8         | 7         | 8         | 5         | 8         | 9         | 9         | 7          | 11        | 10         | 8          | 6          | 11         | 13         | 6          | 8         | 11        | 7         | 11        | 5         | 11         | 10        | 268          |     |   |
| M940          |                                  |           | 3         |           |           |           |           |           |           | 5         | 2         |           |           |           |           | 5          | 7         | 4          | 2          |            |            |            | 7          | 3         | 5         | 3         | 7         | 6         |            | 59        | 59           |     |   |
| M941          |                                  |           |           |           | 6         | 5         | 8         | 1         |           |           |           | 4         | 8         | 10        | 1         |            |           |            |            |            |            |            |            |           |           |           |           |           |            | 43        | 43           |     |   |
| M95           | 7                                | 8         | 5         | 7         | 4         | 8         | 7         | 7         | 7         | 8         | 11        | 8         | 6         | 6         | 6         | 9          | 9         | 11         | 12         | 8          | 8          | 8          | 9          | 8         | 10        | 10        | 5         | 10        | 12         | 244       | 244          |     |   |
| M950          |                                  |           |           |           | 2         | 1         |           |           |           |           |           |           |           | 4         | 2         |            |           |            |            |            |            |            | 2          |           |           |           |           |           |            | 11        | 11           |     |   |
| M96           | 9                                | 6         | 9         | 6         | 4         | 7         | 5         | 9         | 7         | 5         | 7         | 7         | 4         | 5         | 9         | 11         | 8         | 6          | 9          | 7          | 9          | 11         | 7          | 5         | 7         | 7         | 9         | 3         | 9          | 7         | 214          |     |   |
| M97           | 7                                | 5         | 6         | 7         | 8         | 4         | 4         | 8         | 6         | 7         | 5         | 3         | 3         | 6         | 8         | 12         | 7         | 11         | 10         | 6          | 9          | 10         | 6          | 9         | 4         | 7         | 6         | 5         | 2          | 200       | 200          |     |   |
| M980          | 5                                |           |           |           | 3         |           |           | 4         |           |           | 4         |           |           |           | 3         |            |           |            |            |            |            | 4          |            |           |           |           |           |           |            | 23        | 23           |     |   |
| <b>Totals</b> | <b>102</b>                       | <b>90</b> | <b>85</b> | <b>83</b> | <b>77</b> | <b>96</b> | <b>74</b> | <b>93</b> | <b>87</b> | <b>74</b> | <b>81</b> | <b>81</b> | <b>87</b> | <b>86</b> | <b>98</b> | <b>111</b> | <b>98</b> | <b>115</b> | <b>106</b> | <b>100</b> | <b>109</b> | <b>103</b> | <b>107</b> | <b>75</b> | <b>89</b> | <b>84</b> | <b>94</b> | <b>85</b> | <b>110</b> | <b>95</b> | <b>2,775</b> |     |   |

\* All units assigned to a response that went enroute



Division 11

Harris County Emerg Corps

# 911 STATISTICS REPORT FOR PERIOD 09-01-24 to 09-30-24

10/4/2024 12:46:04 PM Page 4 of 21

## INCIDENT REFUSAL TOTALS BY UNIT

| UNIT          | 01        | 02        | 03        | 04        | 05        | 06        | 07        | 08        | 09        | 10        | 11        | 12        | 13        | 14        | 15        | 16        | 17        | 18        | 19        | 20        | 21        | 22        | 23        | 24       | 25        | 26       | 27        | 28        | 29        | 30         | Total |   |
|---------------|-----------|-----------|-----------|-----------|-----------|-----------|-----------|-----------|-----------|-----------|-----------|-----------|-----------|-----------|-----------|-----------|-----------|-----------|-----------|-----------|-----------|-----------|-----------|----------|-----------|----------|-----------|-----------|-----------|------------|-------|---|
| EMS910        | 1         |           |           | 4         |           | 3         |           |           | 3         | 2         | 5         |           |           |           |           | 2         |           |           | 2         | 2         |           |           |           |          | 1         | 4        |           | 3         | 3         | 35         |       |   |
| EMS940        |           | 1         |           |           |           |           | 2         |           |           |           | 3         |           |           | 2         |           |           |           |           |           |           |           |           |           |          |           |          |           |           |           | 8          |       |   |
| EMS980        | 1         | 1         |           |           |           |           |           |           | 1         | 1         | 1         | 2         | 2         |           |           |           | 1         | 2         | 3         | 1         |           |           |           |          |           |          | 2         |           | 2         | 19         |       |   |
| M91           | 2         | 2         |           | 1         | 1         | 1         | 1         | 2         | 1         | 3         | 1         | 2         | 2         |           |           |           | 1         | 2         | 3         | 3         |           |           | 2         | 4        | 2         | 1        | 3         | 2         | 1         | 36         |       |   |
| M910          |           |           |           |           |           |           |           |           |           |           |           |           |           |           |           |           |           |           |           |           |           |           |           |          |           | 1        |           | 1         |           | 2          |       |   |
| M92           | 2         | 3         | 2         | 1         | 1         | 1         | 1         | 2         | 1         | 1         | 1         | 1         | 1         | 3         | 1         |           | 3         | 2         | 4         | 3         | 5         | 1         | 3         | 1        | 6         |          | 1         | 2         | 1         | 2          | 55    |   |
| M920          | 1         | 1         | 1         | 2         | 1         | 4         | 4         | 3         | 2         |           | 3         | 1         | 1         | 1         |           | 1         | 2         | 1         | 2         | 2         | 1         | 2         | 5         |          | 1         | 3        | 4         | 1         |           | 49         |       |   |
| M921          |           |           |           |           |           | 1         | 1         |           |           |           |           |           | 1         |           |           |           |           |           |           |           |           |           |           |          |           |          |           |           |           | 4          |       |   |
| M93           | 1         | 2         | 3         | 3         | 4         | 2         |           | 1         | 1         | 1         | 2         |           |           | 2         | 3         |           | 1         | 1         | 1         | 1         | 2         | 4         | 2         |          | 1         |          | 4         |           |           | 41         |       |   |
| M930          | 1         |           | 4         | 1         | 3         | 3         | 1         | 3         |           |           | 3         | 1         | 1         | 3         | 1         |           | 3         | 3         | 3         | 2         |           | 2         | 1         | 3        |           | 1        | 2         | 1         | 4         | 2          | 48    |   |
| M94           | 3         | 2         | 1         | 1         | 2         | 1         | 1         | 4         |           |           |           | 1         |           | 1         | 2         |           | 1         | 1         | 3         | 1         | 2         |           |           |          | 1         |          | 1         | 1         | 1         | 3          | 31    |   |
| M940          |           |           |           |           |           |           |           |           |           | 1         |           |           |           |           |           |           | 2         | 1         |           |           |           |           |           |          |           |          |           |           |           | 9          |       |   |
| M941          |           |           |           |           |           | 1         | 3         | 1         |           |           |           |           |           | 5         | 1         |           |           |           |           |           |           |           |           |          |           |          |           |           |           |            | 11    |   |
| M95           | 1         | 1         | 1         | 3         |           |           | 1         | 1         | 3         | 1         | 4         | 2         | 2         | 1         |           | 1         | 2         | 1         | 6         | 1         |           |           | 3         | 2        | 1         | 1        | 1         | 1         | 4         | 7          | 50    |   |
| M950          |           |           |           |           |           |           |           |           |           |           |           |           |           | 1         |           |           |           |           |           |           |           |           |           |          |           |          |           |           |           |            | 1     |   |
| M96           | 4         |           | 2         |           |           |           |           | 1         | 1         | 2         | 3         | 3         |           | 3         | 3         | 4         | 2         | 1         | 1         | 1         | 2         | 2         | 1         |          | 4         | 1        | 2         |           | 5         | 2          | 50    |   |
| M97           | 3         | 1         |           |           | 2         | 2         | 1         |           | 1         |           | 2         |           | 1         | 1         | 2         | 6         | 2         | 3         | 3         | 2         | 1         | 1         |           | 2        | 2         |          | 1         |           |           | 38         |       |   |
| M980          | 1         |           |           |           |           |           |           |           |           |           | 1         |           |           |           |           | 1         |           |           |           |           |           | 1         |           |          |           |          |           |           |           | 4          |       | 4 |
| <b>Totals</b> | <b>17</b> | <b>14</b> | <b>12</b> | <b>18</b> | <b>12</b> | <b>18</b> | <b>15</b> | <b>18</b> | <b>16</b> | <b>12</b> | <b>23</b> | <b>10</b> | <b>13</b> | <b>19</b> | <b>16</b> | <b>15</b> | <b>21</b> | <b>18</b> | <b>15</b> | <b>26</b> | <b>16</b> | <b>16</b> | <b>21</b> | <b>7</b> | <b>19</b> | <b>9</b> | <b>18</b> | <b>15</b> | <b>21</b> | <b>491</b> |       |   |

## INCIDENT REFUSAL REASON BY SHIFT

| REFUSAL REASON   | A - Shift | B - Shift  | C - Shift  | D - Shift  | Total      |
|------------------|-----------|------------|------------|------------|------------|
| Refusal AMA      | 95        | 122        | 147        | 104        | 468        |
| Refusal Parental | 3         | 15         | 3          | 2          | 23         |
| <b>Total</b>     | <b>98</b> | <b>137</b> | <b>150</b> | <b>106</b> | <b>491</b> |







Division 11 Harris County Emerg Corps

# 911 STATISTICS REPORT FOR PERIOD 09-01-24 to 09-30-24

10/4/2024 12:46:04 PM Page 6 of 21

| NATURE                   | M980 | M99 | M990 | Total |
|--------------------------|------|-----|------|-------|
| BARN ON FIRE             |      |     |      | 1     |
| COMMERCIAL BUILDING FIRE |      |     |      | 13    |
| EXTINGUISHED FIRE        |      | 1   | 1    | 40    |
| FIRE IN THE RESIDENCE    |      |     |      | 52    |
| SHED ON FIRE             |      |     |      | 1     |
| STRUCTURE FIRE           |      |     |      | 12    |
| TRAILER FIRE             |      |     |      | 5     |
| ABDOMINAL PAIN           | 1    | 1   | 1    | 287   |
| ALARMS                   |      |     |      | 8     |
| ALARMS COMM/INDUST BLD   |      |     |      | 6     |
| ALARMS HIGH LIFE HAZARD  |      |     |      | 9     |
| ALARMS MULTI RESIDENT    |      |     |      | 8     |
| ALARMS RESIDENTIAL       |      |     |      | 47    |
| ALLERGIC REACTION        | 1    | 1   | 1    | 1473  |
| ANIMAL BITE/ATTACK       | 1    | 1   | 1    | 367   |
| ANIMAL BITES/ATTACKS     |      |     | 1    | 79    |
| APARTMENT FIRE           |      | 1   |      | 43    |
| APPLIANCE FIRE           |      |     |      | 10    |
| APPLIANCE FIRE CONTAINED |      | 1   | 1    | 32    |
| ASSAULT                  | 1    | 1   | 1    | 9925  |
| ASSIST LAW ENFORCEMENT   |      |     |      | 3     |
| AUTO-MOTORCYCLE          | 1    |     |      | 75    |
| AUTO-PEDESTRIAN          |      | 1   | 1    | 244   |
| BACK PAIN                |      | 1   |      | 135   |
| BACK-IN ASSIGNMENT       |      |     |      | 5     |
| BOMB THREAT COMMERCIAL   |      |     |      | 1     |
| BOMB THREAT HIGH LIFE    |      |     |      | 1     |
| BOMB THREAT OPEN AREA    |      |     |      | 1     |
| BURNS/EXPLOSION          |      | 1   |      | 27    |
| CARBON MONOXIDE          |      |     |      | 4     |
| CARBON MONOXIDE/HAZMAT   |      | 1   |      | 61    |
| CARDIAC                  | 1    | 1   | 1    | 18510 |
| CHILD LOCKED IN VEHICLE  | 1    | 1   | 1    | 77    |
| CHIMNEY FIRE             |      |     |      | 1     |
| CHOKING                  | 1    | 1   | 1    | 1184  |
| CITIZEN ASSIST           | 1    | 1   | 1    | 559   |
| COMM BLD FIRE W/HAZMAT   |      |     |      | 7     |
| COMMERCIAL BUILDING FIRE | 1    | 1   | 1    | 412   |
| COMMERCIAL FIRE          | 1    |     |      | 102   |
| COMMERCIAL VEHICLE FIRE  |      |     |      | 4     |





Division 11 Harris County Emerg Corps

# 911 STATISTICS REPORT FOR PERIOD 09-01-24 to 09-30-24

10/4/2024 12:46:04 PM Page 8 of 21

| NATURE                    | M980 | M99 | M980 | Total |
|---------------------------|------|-----|------|-------|
| CONF SPC/COLAP ENTRAP     |      |     |      | 6     |
| CONF SPC/COLAP INVEST     |      |     |      | 5     |
| CONF SPC/COLAP UKNENTRA   |      |     |      | 2     |
| CONFINED SPACE            |      |     |      | 1     |
| CONTROLLED BURN           |      |     |      | 1     |
| CONVULSIONS/ SEIZURES_    |      |     |      | 1     |
| CONVULSIONS/SEIZURES      | 1    | 1   | 1    | 723   |
| CVA                       | 1    |     |      | 689   |
| CVA ABNORMAL BREATHING    | 1    |     | 1    | 632   |
| CVA BREATHING NORMAL      |      |     | 1    | 46    |
| CVA LOSS OF BALANCE       | 1    |     | 1    | 105   |
| CVA NOT ALERT             | 1    |     | 1    | 1132  |
| CVA PARALYSIS             | 1    |     | 1    | 241   |
| CVA SEVERE HEADACHE       |      |     |      | 25    |
| CVA SPEECH PROBLEM        | 1    |     | 1    | 382   |
| CVA SPEECH PROBLEMS       |      |     |      | 1     |
| CVA STROKE HISTORY        | 1    |     | 1    | 120   |
| CVA TIA HISTORY           |      |     |      | 2     |
| CVA VISION PROBLEMS       | 1    |     |      | 71    |
| CVA WEAKNESS              | 1    |     | 1    | 508   |
| DIABETIC                  | 1    | 1   | 1    | 3550  |
| DIABETIC PROBLEMS         | 1    | 1   | 1    | 228   |
| DIABETIC-PROBLEMS         |      |     |      | 2     |
| DROWNING                  | 1    | 1   |      | 72    |
| ELECT-HAZ ARCING          |      |     |      | 4     |
| ELECT-HAZ ELECT ODOR      |      |     |      | 2     |
| ELECT-HAZ INVESTIGATION   |      |     |      | 3     |
| ELECT-HAZ NEAR WATER      |      |     |      | 1     |
| ELECT-HAZ WIRES DOWN      |      |     |      | 9     |
| ELECTRICAL HAZARD         |      |     |      | 8     |
| ELECTROCUTION             | 1    | 1   |      | 50    |
| ELECTROCUTION/LIGHTNING   |      |     |      | 2     |
| ELEVATOR RESCUE           |      |     |      | 6     |
| ELEVATOR/ESCALATOR RESCUE |      |     | 1    | 28    |
| ENTRAPMENT                | 1    |     |      | 17    |
| EXPLOSION                 |      |     |      | 1     |
| EXPLOSION COMM BUILD      |      |     |      | 1     |
| EXPLOSION COMM VEHICLE    |      |     |      | 2     |
| EXPLOSION INVESTIGATION   |      |     |      | 5     |
| EXPLOSION LRG FUEL VEH    |      |     |      | 1     |
| EXPLOSION OTHER           |      |     |      | 4     |





Division 11 Harris County Emerg Corps

911 STATISTICS REPORT FOR PERIOD 09-01-24 to 09-30-24

10/4/2024 12:46:04 PM Page 10 of 21

| NATURE                         | M980 | M99 | M990 | Total |
|--------------------------------|------|-----|------|-------|
| EXPLOSION OTHER VEHICLE        |      |     |      | 4     |
| EXPLOSION SINGLE-RESID         |      |     |      | 2     |
| EXPLOSION TRAILER HSE          |      |     |      | 1     |
| EXT/ENTRAP CONFIRMED           |      |     |      | 8     |
| EXT/ENTRAP FINGER/TOE          |      |     |      | 1     |
| EXT/ENTRAP INVESTIGATION       |      |     |      | 3     |
| EXT/ENTRAP - NO ENTRAP         |      |     | 1    | 3     |
| EXT/ENTRAP PERIPH ONLY         |      |     |      | 6     |
| EXTING RESIDENTIAL FIRE        |      |     |      | 11    |
| EXTINGUISHED FIRE              |      |     |      | 7     |
| EXTINGUISHED VEH FIRE          |      |     |      | 3     |
| EXTRIC/ENTRAP (MACHINE,VEH)    |      |     |      | 1     |
| EYE PROBLEMS/INJURY            | 1    | 1   |      | 41    |
| FALLS                          | 1    | 1   | 1    | 1138  |
| FIRE ALARM                     |      |     |      | 10    |
| FLEET ACCDNT EMS - NO INJURIES | 1    |     |      | 44    |
| FLEET ACCDNT FD WITH INJURIES  |      |     |      | 19    |
| FLEET ACCIDENT EMS - INJURIES  |      |     |      | 11    |
| FLEET ACCIDENT FD- NO INJURIES |      |     |      | 10    |
| FUEL SPILL                     | 1    |     |      | 14    |
| FUEL SPILL INVESTIGATION       |      |     |      | 2     |
| FUEL SPILL LRG UNCONTA         |      |     |      | 1     |
| FUEL SPILL ODOR ONLY           |      |     |      | 2     |
| FUEL SPILL SEWER/DRAIN         |      |     |      | 1     |
| FUEL SPILL SMALL CONTA         |      |     |      | 3     |
| FULL ARREST                    | 1    | 1   | 1    | 2598  |
| GAS LEAK/ODOR                  |      |     |      | 9     |
| GAS LEAK/ODOR COMM BLD         |      |     |      | 4     |
| GAS LEAK/ODOR HIGH LIFE        |      |     |      | 3     |
| GAS LEAK/ODOR INVESTIGAT       |      |     |      | 5     |
| GAS LEAK/ODOR MULTI RESI       |      |     |      | 4     |
| GAS LEAK/ODOR OUT RESID        |      |     |      | 10    |
| GAS LEAK/ODOR OUTSIDE          |      |     |      | 2     |
| GAS LEAK/ODOR RESID            |      |     |      | 44    |
| GRASS FIRE                     | 1    |     |      | 2     |
| HAZMAT                         |      | 1   |      | 3     |
| HAZMAT SMALL SPILL >5GAL       |      |     |      | 3     |
| HAZMAT UNCONTAINED             |      |     |      | 7     |
| HEADACHE                       | 1    | 1   | 1    | 1750  |
| HEART PROBLEMS/AICD            |      |     | 1    | 158   |
| HEAT/COLD EXPOSURE             | 1    |     |      | 61    |





Division 11 Harris County Emerg Corps

# 911 STATISTICS REPORT FOR PERIOD 09-01-24 to 09-30-24

10/4/2024 12:46:04 PM Page 12 of 21

| NATURE                    | M980 | M99 | M990 | Total |
|---------------------------|------|-----|------|-------|
| HEAVY SMOKE INVESTIGATION |      |     |      | 3     |
| HEMORRHAGE/LACERATIONS_   |      |     |      | 2     |
| HEMORRHAGE/LACERATIONS    | 1    | 1   | 1    | 739   |
| HIGH ANGLE RES UNKW SITU  |      |     |      | 1     |
| HIGH ANGLE RESCUE         |      |     |      | 4     |
| INDUSTRIAL ACCIDENT       |      |     |      | 3     |
| INHALATION                |      |     |      | 2     |
| INJ. PARTY FROM A FALL    | 1    | 1   | 1    | 12799 |
| INJURED PARTY             | 1    | 1   | 1    | 5629  |
| INLAND WATER RESCUE       |      |     |      | 1     |
| INTERFACILITY TRANSFER    |      |     |      | 10    |
| LAND THE AIRCRAFT         |      |     |      | 3     |
| LARGE TRASH FIRE          |      |     |      | 10    |
| LG BRUSH/GRASS FIRE       |      |     |      | 6     |
| LIGHT SMOKE INVESTIGATION |      |     |      | 9     |
| LIGHTNING STRIKE RESID    |      |     |      | 1     |
| LRG FUEL/OIL VEH FIRE     |      |     |      | 2     |
| LRG NON DWELLING FIRE     |      |     |      | 21    |
| MAN DOWN                  | 1    | 1   | 1    | 391   |
| MED CALL                  | 1    | 1   | 1    | 210   |
| MEDICAL ALARM             | 1    | 1   | 1    | 1715  |
| MEDICAL CALL              | 1    | 1   | 1    | 48266 |
| MEDICAL_CALL              |      |     |      | 1     |
| MEDICAL-CALL              |      |     |      | 5     |
| MOBILE HOME               |      |     |      | 51    |
| MOBILE/TRAILER FIRE       |      | 1   | 1    | 136   |
| MOTOR VEHICLE ACCIDENT    | 1    | 1   | 1    | 24467 |
| MUTUAL AID                |      |     |      | 40    |
| MVA ARREST                | 1    |     | 1    | 86    |
| MVA AUTO PED              | 1    |     | 1    | 804   |
| MVA BIKE MOTORCYCLE       | 1    | 1   | 1    | 369   |
| MVA EJECTION              | 1    |     | 1    | 114   |
| MVA ENTRAPMENT            | 1    |     | 1    | 594   |
| MVA HAZMAT                |      |     |      | 15    |
| MVA HIGH VELOCITY         | 1    |     |      | 439   |
| MVA INVOLVING ATV         | 1    |     |      | 55    |
| MVA INVOLVING BUILDING    | 1    |     | 1    | 131   |
| MVA INVOLVING BUS         | 1    |     | 1    | 255   |
| MVA INVOLVING SUBWAY      |      |     |      | 2     |
| MVA INVOLVING TRAIN       |      |     |      | 11    |
| MVA INVOLVING TRAM        |      |     |      | 1     |







Division 11 Harris County Emerg Corps

# 911 STATISTICS REPORT FOR PERIOD 09-01-24 to 09-30-24

10/4/2024 12:46:04 PM Page 14 of 21

| NATURE                    | M980 | M99 | M990 | Total |
|---------------------------|------|-----|------|-------|
| MVA NOT ALERT             | 1    |     | 1    | 79    |
| MVA NOT ALERT AB RESP     |      |     |      | 71    |
| MVA OVER BRIDGE           |      |     |      | 10    |
| MVA POSSIBLE DOS          |      |     | 1    | 4     |
| MVA ROLL OVER             | 1    |     | 1    | 1030  |
| MVA SINKING VEHICLE       | 1    |     |      | 8     |
| MVA TRAIN VS PERSON       |      |     | 1    | 4     |
| MVA UNCONSCIOUS           | 1    |     |      | 174   |
| MVA WITH EJECTION         |      |     |      | 30    |
| MVA WITH ENTRAPMENT       | 1    | 1   | 1    | 571   |
| MVA WITH HAZ-MAT          |      |     |      | 2     |
| MVA WITH ROLLOVER         | 1    | 1   | 1    | 446   |
| O.B.                      | 1    | 1   | 1    | 2280  |
| OBSTETRICS CALL           |      |     | 1    | 138   |
| ODOR INSIDE               | 1    |     |      | 6     |
| ODOR INSIDE W/MULTI SICK  |      |     |      | 5     |
| ODOR INSIDE W/SICK PERSON |      |     |      | 8     |
| ODOR OF SMOKE INVESTIGAT  |      |     |      | 2     |
| ODOR OUTSIDE              |      |     |      | 2     |
| ODOR(STRANGE, UNKNOWN)    |      |     |      | 1     |
| OUTSIDE FIRE              |      |     |      | 12    |
| OUTSIDE FIRE UNK SITUAT   |      |     | 1    | 9     |
| OVERDOSE                  | 1    | 1   | 1    | 3659  |
| OVERDOSE/POISONING        | 1    | 1   | 1    | 1025  |
| PERSON ON FIRE            |      |     |      | 1     |
| POSSIBLE D.O.A.           | 1    | 1   | 1    | 879   |
| POSSIBLE DOA              | 1    |     | 1    | 113   |
| PSYCHIATRIC               | 1    | 1   | 1    | 8883  |
| REFINERY/TANK/FUEL FIRE   |      |     |      | 1     |
| RESIDENTIAL FIRE          | 1    | 1   | 1    | 1287  |
| RESIDENTIAL FIRE MULT     |      |     |      | 83    |
| RESIDENTIAL FIRE MULTI    | 1    | 1   | 1    | 354   |
| RESPIRATORY               | 1    | 1   | 1    | 22077 |
| RESPIRATORY ARREST        |      |     | 1    | 144   |
| SEIZURES                  | 1    | 1   | 1    | 8080  |
| SHED FIRE                 |      |     |      | 3     |
| SHOOTING                  | 1    |     | 1    | 252   |
| SICK PERSON               |      | 1   |      | 811   |
| SMALL BRUSH/GRASS FIRE    |      |     |      | 5     |
| SMALL TRASH FIRE          |      |     |      | 15    |
| SML NON DWELLING FIRE     |      |     |      | 83    |



Division 11 Harris County Emerg Corps

# 911 STATISTICS REPORT FOR PERIOD 09-01-24 to 09-30-24

10/4/2024 12:46:04 PM Page 15 of 21

| NATURE                         | EMS910     | EMS930       | EMS940     | EMS980       | M91           | M910         | M92           | M920          | M921       | M93           | M930         | M931       | M94           | M940          | M941       | M95           | M950       | M96           | M960     | M97           | M98          |  |
|--------------------------------|------------|--------------|------------|--------------|---------------|--------------|---------------|---------------|------------|---------------|--------------|------------|---------------|---------------|------------|---------------|------------|---------------|----------|---------------|--------------|--|
| SMOKE INVESTIGATION            |            |              |            |              |               |              |               |               |            | 1             |              |            |               |               |            |               |            |               |          | 1             |              |  |
| SMOKE SCARE COMMERCIAL         |            |              |            |              |               |              | 1             |               |            |               |              |            |               |               |            |               |            |               |          |               |              |  |
| SMOKE SCARE IN STRUCTURE       |            |              |            |              |               |              |               | 1             |            |               |              |            |               |               |            |               |            |               |          |               |              |  |
| SPECIAL ASSIGNMENT             |            |              |            |              | 1             |              |               |               |            |               |              |            |               |               |            |               |            |               |          |               |              |  |
| STABBING                       |            |              |            | 1            |               |              |               |               |            |               |              |            |               |               |            |               |            |               |          |               |              |  |
| STABBING SHOOTING              |            |              |            |              | 1             |              |               |               |            |               |              |            |               |               |            |               |            |               |          |               |              |  |
| STRANGE ODOR                   |            |              |            |              | 1             |              |               |               |            |               |              |            |               |               |            |               |            |               |          |               |              |  |
| STROKE/CVA                     |            |              |            |              | 1             |              |               |               |            |               |              |            |               |               |            |               |            |               |          |               |              |  |
| STRUCTURE COLLAPSE             |            |              |            |              |               |              |               |               |            |               |              |            |               |               |            |               |            |               |          |               |              |  |
| STRUCTURE FIRE                 |            |              |            |              | 1             |              |               |               |            |               |              |            |               |               |            |               |            |               |          |               |              |  |
| STRUCTURE FIRE HIGH LIFE       |            |              |            |              | 1             |              |               |               |            |               |              |            |               |               |            |               |            |               |          |               |              |  |
| STRUCTURE FIRE HIGH RISE       |            |              |            |              | 1             |              |               |               |            |               |              |            |               |               |            |               |            |               |          |               |              |  |
| STRUCTURE FIRE O/WATER         |            |              |            |              |               |              |               |               |            |               |              |            |               |               |            |               |            |               |          |               |              |  |
| SUSPICIOUS PACKAGE             |            |              |            |              |               |              |               |               |            |               |              |            |               |               |            |               |            |               |          |               |              |  |
| TACTICAL MEDICAL RESPONSE      |            |              |            |              | 1             |              |               |               |            |               |              |            |               |               |            |               |            |               |          |               |              |  |
| TEST CALL                      |            |              |            |              | 1             |              |               |               |            |               |              |            |               |               |            |               |            |               |          |               |              |  |
| TRAILER HOUSE FIRE             |            |              |            |              | 1             |              |               |               |            |               |              |            |               |               |            |               |            |               |          |               |              |  |
| TRAIN COLL INV VEHICLES        |            |              |            |              | 1             |              |               |               |            |               |              |            |               |               |            |               |            |               |          |               |              |  |
| TRAIN COLLISION                |            |              |            |              |               |              |               |               |            |               |              |            |               |               |            |               |            |               |          |               |              |  |
| TRAIN FIRE                     |            |              |            |              |               |              |               |               |            |               |              |            |               |               |            |               |            |               |          |               |              |  |
| TRANS/INTERFAC/PALLIATIVE CARE |            |              |            |              | 1             |              |               |               |            |               |              |            |               |               |            |               |            |               |          |               |              |  |
| TRANSFORMER FIRE               |            |              |            |              |               |              |               |               |            |               |              |            |               |               |            |               |            |               |          |               |              |  |
| TRAPPED VICTIM(S)              |            |              |            |              |               |              |               |               |            |               |              |            |               |               |            |               |            |               |          |               |              |  |
| TRAUMATIC INJURIES (SPECIFIC)  | 1          |              |            |              | 1             |              |               |               |            |               |              |            |               |               |            |               |            |               |          |               |              |  |
| UNCONSCIOUS PARTY              | 1          |              |            |              | 1             |              |               |               |            |               |              |            |               |               |            |               |            |               |          |               |              |  |
| UNKN BLDG FIRE                 |            |              |            |              |               |              |               |               |            |               |              |            |               |               |            |               |            |               |          |               |              |  |
| UNKNOWN PROBLEM                |            |              |            |              | 1             |              |               |               |            |               |              |            |               |               |            |               |            |               |          |               |              |  |
| UNKNOWN SITUATION              |            |              |            |              | 1             |              |               |               |            |               |              |            |               |               |            |               |            |               |          |               |              |  |
| UNKNOWN-PROBLEM-               |            |              |            |              |               |              |               |               |            |               |              |            |               |               |            |               |            |               |          |               |              |  |
| VEHICLE FIRE                   | 1          |              |            |              | 1             |              |               |               |            |               |              |            |               |               |            |               |            |               |          |               |              |  |
| VEHICLE FIRE IN TUNNEL         |            |              |            |              | 1             |              |               |               |            |               |              |            |               |               |            |               |            |               |          |               |              |  |
| VEHICLE FIRE OBJECT EXP        |            |              |            |              |               |              |               |               |            |               |              |            |               |               |            |               |            |               |          |               |              |  |
| VEHICLE FIRE PARKING GRG       |            |              |            |              |               |              |               |               |            |               |              |            |               |               |            |               |            |               |          |               |              |  |
| VEHICLE FIRE W/ENTRAP          |            |              |            |              | 1             |              |               |               |            |               |              |            |               |               |            |               |            |               |          |               |              |  |
| VEHICLE FIRE W/EXPOSURES       |            |              |            |              | 1             |              |               |               |            |               |              |            |               |               |            |               |            |               |          |               |              |  |
| WATER RESCUE                   |            |              |            |              | 1             |              |               |               |            |               |              |            |               |               |            |               |            |               |          |               |              |  |
| WATER RESCUE INVESTIG          |            |              |            |              |               |              |               |               |            |               |              |            |               |               |            |               |            |               |          |               |              |  |
| WATER RESCUE SINKING VEH       |            |              |            |              |               |              |               |               |            |               |              |            |               |               |            |               |            |               |          |               |              |  |
| WATER RESCUE SML FLOOD         |            |              |            |              |               |              |               |               |            |               |              |            |               |               |            |               |            |               |          |               |              |  |
| <b>Totals</b>                  | <b>886</b> | <b>1,149</b> | <b>395</b> | <b>2,300</b> | <b>25,420</b> | <b>6,270</b> | <b>26,773</b> | <b>14,887</b> | <b>246</b> | <b>25,611</b> | <b>5,884</b> | <b>778</b> | <b>24,911</b> | <b>15,713</b> | <b>643</b> | <b>21,437</b> | <b>300</b> | <b>26,621</b> | <b>2</b> | <b>12,687</b> | <b>5,128</b> |  |



Division 11 Harris County Emerg Corps

# 911 STATISTICS REPORT FOR PERIOD 09-01-24 to 09-30-24

10/4/2024 12:46:04 PM Page 16 of 21

| NATURE                         | M980         | M99          | M990         | Total          |
|--------------------------------|--------------|--------------|--------------|----------------|
| SMOKE INVESTIGATION            |              |              |              | 2              |
| SMOKE SCARE COMMERCIAL         |              |              |              | 2              |
| SMOKE SCARE IN STRUCTURE       |              |              |              | 6              |
| SPECIAL ASSIGNMENT             |              |              |              | 4              |
| STABBING                       | 1            | 1            |              | 115            |
| STABBING SHOOTING              | 1            | 1            | 1            | 1444           |
| STRANGE ODOR                   |              |              |              | 6              |
| STROKE/CVA                     | 1            | 1            | 1            | 266            |
| STRUCTURE COLLAPSE             |              |              |              | 1              |
| STRUCTURE FIRE                 | 1            | 1            | 1            | 206            |
| STRUCTURE FIRE HIGH LIFE       | 1            | 1            | 1            | 175            |
| STRUCTURE FIRE HIGH RISE       | 1            |              |              | 8              |
| STRUCTURE FIRE OWATER          |              |              |              | 3              |
| SUSPICIOUS PACKAGE             |              |              | 1            | 8              |
| TACTICAL MEDICAL RESPONSE      | 1            | 1            |              | 46             |
| TEST CALL                      | 1            | 1            |              | 14             |
| TRAILER HOUSE FIRE             | 1            | 1            |              | 52             |
| TRAIN COLL INV VEHICLES        |              |              |              | 1              |
| TRAIN COLLISION                |              |              |              | 2              |
| TRAIN FIRE                     |              |              |              | 1              |
| TRANS/INTERFAC/PALLIATIVE CARE |              |              |              | 75             |
| TRANSFORMER FIRE               |              |              |              | 6              |
| TRAPPED VICTIM(S)              |              |              |              | 1              |
| TRAUMATIC INJURIES (SPECIFIC)  |              | 1            | 1            | 457            |
| UNCONSCIOUS PARTY              | 1            | 1            | 1            | 13762          |
| UNKN BLDG FIRE                 |              |              |              | 3              |
| UNKNOWN PROBLEM                | 1            | 1            | 1            | 7821           |
| UNKNOWN SITUATION              |              |              |              | 10             |
| UNKNOWN-PROBLEM-               |              |              |              | 3              |
| VEHICLE FIRE                   |              | 1            | 1            | 83             |
| VEHICLE FIRE IN TUNNEL         |              |              |              | 1              |
| VEHICLE FIRE OBJECT EXP        |              |              |              | 6              |
| VEHICLE FIRE PARKING GRG       |              |              |              | 1              |
| VEHICLE FIRE WIENTRAP          |              |              |              | 7              |
| VEHICLE FIRE WIEXPOSURES       |              |              |              | 63             |
| WATER RESCUE                   |              | 1            |              | 13             |
| WATER RESCUE INVESTIG          |              |              |              | 1              |
| WATER RESCUE SINKING VEH       |              |              |              | 2              |
| WATER RESCUE SML FLOOD         |              |              |              | 3              |
| <b>Totals</b>                  | <b>2,108</b> | <b>1,551</b> | <b>1,579</b> | <b>223,279</b> |



Division 11 Harris County Emerg Corps

# 911 STATISTICS REPORT FOR PERIOD 09-01-24 to 09-30-24

10/4/2024 12:46:04 PM Page 17 of 21

| PATIENT TRANSPORTS BY UNIT |    |    |    |    |    |    |    |    |    |    |    |    |    |    |    |     |    |    |    |    |    |    |    |    |    |    |    |    |    |    |       |
|----------------------------|----|----|----|----|----|----|----|----|----|----|----|----|----|----|----|-----|----|----|----|----|----|----|----|----|----|----|----|----|----|----|-------|
| UNIT                       | 01 | 02 | 03 | 04 | 05 | 06 | 07 | 08 | 09 | 10 | 11 | 12 | 13 | 14 | 15 | 16  | 17 | 18 | 19 | 20 | 21 | 22 | 23 | 24 | 25 | 26 | 27 | 28 | 29 | 30 | Total |
| EMS910                     |    | 3  |    | 1  |    | 3  |    |    | 4  | 0  | 2  |    | 4  |    |    | 2   | 1  |    | 5  | 1  |    |    | 5  | 4  |    | 3  | 1  |    | 3  | 1  | 43    |
| EMS940                     |    |    | 3  | 1  |    |    |    | 3  |    | 4  | 4  |    |    |    | 1  | 2   |    |    |    |    |    |    |    |    |    |    |    |    |    |    | 16    |
| EMS980                     |    | 2  | 3  | 3  |    |    |    |    | 4  | 3  |    | 2  | 4  | 5  | 16 |     | 2  | 3  |    | 3  | 5  |    |    |    |    | 5  |    | 5  | 5  | 1  | 71    |
| M91                        | 7  | 4  | 3  | 11 | 2  | 5  | 5  | 3  | 3  | 9  | 5  | 5  | 3  | 5  | 7  | 9   | 3  | 8  | 7  | 5  | 9  | 7  | 8  | 6  | 5  | 5  | 9  | 3  | 6  | 9  | 176   |
| M910                       | 5  |    |    |    | 2  |    | 3  | 3  |    |    | 2  |    |    |    | 9  |     |    |    |    |    |    |    |    |    | 2  |    |    |    |    |    | 38    |
| M92                        | 6  | 6  | 5  | 4  | 4  | 9  | 5  | 4  | 8  | 2  | 6  | 7  | 7  | 3  | 7  | 6   | 6  | 9  | 5  | 4  | 8  | 8  | 6  | 5  | 6  | 6  | 10 | 2  | 6  | 4  | 174   |
| M920                       | 9  | 8  | 6  | 2  | 5  | 7  | 4  | 3  | 7  | 7  | 4  | 6  | 6  | 2  | 6  | 12  | 5  | 7  | 7  | 6  | 10 | 7  | 7  | 6  | 3  | 4  | 5  | 3  | 7  | 6  | 177   |
| M921                       |    |    |    |    | 3  | 1  | 4  |    |    |    |    | 6  | 0  |    |    |     |    |    |    |    |    |    |    |    |    |    |    |    |    |    | 14    |
| M93                        | 8  | 5  | 6  | 2  | 3  | 8  | 2  | 5  | 4  | 7  | 6  | 5  | 6  | 3  | 3  | 8   | 8  | 8  | 6  | 6  | 8  | 5  | 7  | 4  | 5  | 6  | 4  | 6  | 10 | 5  | 169   |
| M930                       | 3  | 5  | 6  | 6  | 6  | 4  | 4  | 6  | 1  | 6  | 2  | 4  | 4  | 6  | 4  | 29  | 6  | 6  | 8  | 7  | 5  | 10 | 4  | 9  | 9  | 6  | 9  | 3  | 6  | 6  | 190   |
| M94                        | 7  | 4  | 10 | 8  | 8  | 5  | 6  | 6  | 7  | 6  | 11 | 5  | 5  | 7  | 9  | 7   | 7  | 8  | 8  | 3  | 8  | 6  | 3  | 5  | 9  | 6  | 10 | 3  | 9  | 3  | 199   |
| M940                       |    | 1  |    |    |    |    |    |    | 3  | 1  |    |    |    |    |    |     | 4  | 5  | 4  | 3  |    |    | 6  | 4  | 7  |    | 4  | 2  | 6  |    | 50    |
| M941                       |    |    |    |    | 4  | 4  | 5  | 0  |    |    |    | 4  | 6  | 5  | 0  |     |    |    |    |    |    |    |    |    |    |    |    |    |    |    | 28    |
| M95                        | 3  | 6  | 4  | 2  | 4  | 5  | 6  | 6  | 2  | 7  | 4  | 6  | 4  | 5  | 12 | 16  | 5  | 7  | 11 | 5  | 9  | 5  | 6  | 6  | 6  | 7  | 7  | 4  | 7  | 4  | 181   |
| M950                       |    |    |    |    | 2  | 1  |    |    |    |    |    |    |    | 2  | 1  |     |    |    |    |    |    |    |    | 1  |    |    |    |    |    |    | 7     |
| M96                        | 5  | 7  | 6  | 6  | 3  | 7  | 3  | 8  | 4  | 3  | 4  | 4  | 4  | 3  | 4  | 9   | 5  | 5  | 7  | 5  | 7  | 7  | 4  | 5  | 2  | 6  | 9  | 3  | 3  | 5  | 153   |
| M97                        | 4  | 4  | 4  | 8  | 9  | 2  | 3  | 5  | 5  | 6  | 2  | 4  | 2  | 3  | 6  | 3   | 6  | 6  | 6  | 4  | 10 | 10 | 8  | 6  | 7  | 2  | 6  | 3  | 4  | 3  | 151   |
| M980                       | 5  |    |    |    | 3  |    | 3  | 3  |    |    | 3  |    |    |    |    | 2   |    |    |    |    |    | 2  |    |    |    |    |    |    |    |    | 18    |
| Totals                     | 62 | 55 | 56 | 54 | 58 | 61 | 50 | 55 | 52 | 57 | 53 | 60 | 55 | 49 | 85 | 105 | 58 | 72 | 74 | 52 | 79 | 67 | 64 | 61 | 61 | 56 | 74 | 49 | 72 | 49 | 1,855 |



Division 11 Harris County Emerg Corps

# 911 STATISTICS REPORT FOR PERIOD 09-01-24 to 09-30-24

10/4/2024 12:46:04 PM Page 18 of 21

## TRANSPORT DESTINATION SUMMARY BY UNIT

| TRANSPORT DESTINATION                | EMS910    | EMS940    | EMS980    | M91        | M910      | M92        | M920       | M921      | M93        | M930       | M94        | M940      | M941      | M95        | M950     | M96        | M97        | M980      | Total        |
|--------------------------------------|-----------|-----------|-----------|------------|-----------|------------|------------|-----------|------------|------------|------------|-----------|-----------|------------|----------|------------|------------|-----------|--------------|
| MEMORIAL HERMANN SUMMER CREEK CCC    |           |           |           | 1          |           | 3          | 1          |           |            |            |            |           |           |            |          |            | 1          |           | 1            |
| BEN TAUB HOSPITAL                    |           |           |           |            |           | 2          | 1          |           |            |            |            | 1         | 1         |            |          |            |            |           | 6            |
| CHI ST LUKE'S MEDICAL CENTER         |           |           |           |            |           | 1          |            |           |            |            |            |           |           |            |          |            |            |           | 5            |
| CHI ST LUKE'S VINTAGE                | 7         | 2         | 2         | 16         | 1         | 1          | 1          | 1         | 28         | 35         | 1          | 1         | 1         | 2          |          | 26         | 1          | 1         | 122          |
| CHI ST LUKE'S WOODLANDS              | 1         |           |           | 1          |           | 1          | 2          |           | 1          | 2          |            |           |           | 4          |          |            | 1          |           | 10           |
| CYPRESS CREEK HOSPITAL               | 3         | 4         | 4         | 5          |           | 1          |            |           | 10         | 5          |            |           |           |            |          | 6          |            |           | 4            |
| HCA ER 247 FALLBROOK                 |           | 2         | 1         |            |           | 11         | 1          |           |            |            | 3          | 3         | 2         |            |          |            |            |           | 35           |
| HCA ER 247 FALLCREEK                 |           |           |           |            |           |            |            |           |            | 1          |            |           |           |            |          |            |            |           | 28           |
| HCA ER 247 WILLOWBROOK               |           |           |           |            |           |            |            |           |            |            |            |           |           | 1          |          |            |            |           | 2            |
| HCA HOUSTON HEALTHCARE NORTHWEST     | 13        | 2         | 27        | 76         | 16        | 36         | 24         | 3         | 25         | 34         | 10         | 2         | 2         | 96         | 3        | 27         | 5          | 5         | 406          |
| HCA HOUSTON NORTH CYPRESS            |           |           |           |            |           |            |            |           | 1          |            |            |           |           |            |          |            |            |           | 1            |
| HCA KINGWOOD MEDICAL CENTER          | 1         | 1         | 10        | 1          | 2         | 27         | 36         | 2         | 3          | 26         | 55         | 15        | 7         | 12         | 1        |            | 34         |           | 233          |
| KINGWOOD EMERGENCY CENTER            |           |           |           |            |           |            |            |           |            |            | 2          |           |           |            |          |            | 1          |           | 3            |
| KINGWOOD MEDICAL CENTER              |           | 1         | 2         | 1          |           | 3          | 16         |           |            |            | 5          |           |           |            |          | 1          | 4          | 2         | 35           |
| KINGWOOD URGENT CARE                 |           |           |           |            |           |            |            |           |            |            |            | 4         |           |            |          |            |            |           | 4            |
| LYNDON B JOHNSON GENERAL HOSPITAL    | 5         | 2         | 2         | 9          | 1         | 21         | 15         | 1         |            | 4          | 8          | 4         |           | 2          |          | 1          | 6          | 1         | 82           |
| MEMORIAL HERMANN GREATER HEIGHTS     |           |           |           |            |           |            |            |           |            |            |            |           |           |            |          |            |            |           | 1            |
| MEMORIAL HERMANN HEALTH CENTER       |           |           |           |            |           |            |            |           | 1          |            |            |           |           |            |          |            |            |           | 3            |
| MEMORIAL HERMANN HOSPITAL            |           |           |           |            |           |            |            |           |            | 1          |            |           |           |            |          |            |            |           | 1            |
| MEMORIAL HERMANN NORTHEAST           | 3         | 7         | 12        | 13         |           | 62         | 63         | 7         | 1          | 4          | 102        | 15        | 16        | 11         | 1        | 6          | 79         | 5         | 406          |
| MEMORIAL HERMANN SUMMER CREEK CCC    |           |           |           |            |           | 1          |            |           |            |            |            |           |           | 1          |          |            | 6          |           | 8            |
| MEMORIAL HERMANN THE WOODLANDS       |           |           |           |            |           |            |            |           |            | 1          | 1          |           |           | 7          | 1        | 1          |            | 1         | 35           |
| METHODIST HOSPITAL                   |           |           |           |            |           |            |            |           |            |            |            |           |           |            |          |            |            |           | 3            |
| METHODIST WEST PAVILION              |           |           |           |            |           |            |            |           |            |            |            |           |           |            |          |            |            |           | 1            |
| METHODIST WILLOWBROOK                | 9         |           | 4         | 28         | 2         | 3          | 4          |           | 83         | 65         | 1          |           |           | 10         | 1        | 72         | 1          | 2         | 285          |
| METHODIST WOODLANDS HOSPITAL         | 1         | 1         |           | 4          |           | 1          | 1          |           |            |            |            |           |           | 7          |          |            |            |           | 16           |
| TEXAS CHILDRENS HOSPITAL             |           |           | 2         | 1          | 2         | 2          | 2          |           | 2          | 1          | 6          |           |           | 3          |          | 3          | 3          |           | 22           |
| TEXAS CHILDRENS THE WOODLANDS CAMPUS |           |           |           | 4          | 5         |            | 2          |           | 10         | 7          |            | 2         |           | 11         |          | 8          | 1          | 1         | 51           |
| VETERANS AFFAIRS MEDICAL CENTER      |           |           |           |            |           |            | 1          |           |            | 1          |            |           |           |            |          |            | 1          |           | 3            |
| <b>Totals</b>                        | <b>43</b> | <b>16</b> | <b>71</b> | <b>176</b> | <b>38</b> | <b>174</b> | <b>177</b> | <b>14</b> | <b>169</b> | <b>190</b> | <b>199</b> | <b>50</b> | <b>28</b> | <b>181</b> | <b>7</b> | <b>153</b> | <b>151</b> | <b>18</b> | <b>1,855</b> |



Division 11 Harris County Emerg Corps

# 911 STATISTICS REPORT FOR PERIOD 09-01-24 to 09-30-24

10/4/2024 12:46:04 PM Page 19 of 21

D:\HR\MISS \* All units assigned to a response that went enroute in district, NO mutual aid responses

| Location Name                        |  | Transports   | Average Duration | Longest Duration | Total Time At Hospital |
|--------------------------------------|--|--------------|------------------|------------------|------------------------|
| AVERAGE HOSPITAL TO IN-SERVICE TIME  |  |              |                  |                  |                        |
| .MEMORIAL HERMANN SUMMER CREEK CCC   |  | 1            | 0:00:27:00       | 0:00:27:00       | 0:00:27:00             |
| BEN TAUB HOSPITAL                    |  | 6            | 0:00:37:04       | 0:00:48:07       | 0:03:42:26             |
| CHI ST LUKE'S MEDICAL CENTER         |  | 5            | 0:00:39:57       | 0:01:04:11       | 0:03:19:49             |
| CHI ST LUKE'S VINTAGE                |  | 122          | 0:00:39:56       | 0:01:37:45       | 3:09:12:21             |
| CHI ST LUKE'S WOODLANDS              |  | 10           | 0:00:39:08       | 0:01:30:04       | 0:06:31:23             |
| CYPRESS CREEK HOSPITAL               |  | 4            | 0:00:11:37       | 0:00:20:17       | 0:00:46:29             |
| HCA ER 247 FALLBROOK                 |  | 35           | 0:00:16:04       | 0:00:42:42       | 0:09:22:46             |
| HCA ER 247 FALLCREEK                 |  | 28           | 0:00:15:30       | 0:00:27:45       | 0:07:14:01             |
| HCA ER 247 WILLOWBROOK               |  | 2            | 0:00:15:35       | 0:00:31:01       | 0:00:31:10             |
| HCA HOUSTON HEALTHCARE NORTHWEST     |  | 406          | 0:00:36:42       | 0:01:27:29       | 10:08:23:49            |
| HCA HOUSTON NORTH CYPRESS            |  | 1            | 0:00:40:45       | 0:00:40:45       | 0:00:40:45             |
| HCA KINGWOOD MEDICAL CENTER          |  | 233          | 0:00:38:56       | 0:01:55:18       | 6:07:13:16             |
| KINGWOOD EMERGENCY CENTER            |  | 3            | 0:00:31:22       | 0:00:40:01       | 0:01:34:08             |
| KINGWOOD MEDICAL CENTER              |  | 35           | 0:00:50:33       | 0:01:57:58       | 1:05:29:17             |
| KINGWOOD URGENT CARE                 |  | 4            | 0:00:39:46       | 0:00:39:46       | 0:02:39:04             |
| LYNDON B JOHNSON GENERAL HOSPITAL    |  | 82           | 0:00:30:55       | 0:01:25:18       | 1:18:15:29             |
| MEMORIAL HERMANN GREATER HEIGHTS     |  | 3            | 0:00:36:01       | 0:00:51:08       | 0:01:48:03             |
| MEMORIAL HERMANN HEALTH CENTER       |  | 1            | 0:00:36:04       | 0:00:36:04       | 0:00:36:04             |
| MEMORIAL HERMANN HOSPITAL            |  | 44           | 0:00:35:39       | 0:01:04:41       | 1:02:08:56             |
| MEMORIAL HERMANN NORTHEAST           |  | 406          | 0:00:35:43       | 0:02:04:20       | 10:01:42:01            |
| MEMORIAL HERMANN SUMMER CREEK CCC    |  | 8            | 0:00:18:53       | 0:00:34:23       | 0:02:31:08             |
| MEMORIAL HERMANN THE WOODLANDS       |  | 35           | 0:00:38:54       | 0:00:53:41       | 0:22:42:00             |
| METHODIST HOSPITAL                   |  | 3            | 0:00:29:11       | 0:00:35:07       | 0:01:27:34             |
| METHODIST WEST PAVILION              |  | 1            | 0:00:45:33       | 0:00:45:33       | 0:00:45:33             |
| METHODIST WILLOWBROOK                |  | 285          | 0:00:35:15       | 0:01:40:28       | 6:23:26:43             |
| METHODIST WOODLANDS HOSPITAL         |  | 16           | 0:00:30:31       | 0:00:50:57       | 0:07:07:27             |
| TEXAS CHILDRENS HOSPITAL             |  | 22           | 0:00:27:43       | 0:00:54:43       | 0:10:09:48             |
| TEXAS CHILDRENS THE WOODLANDS CAMPUS |  | 51           | 0:00:27:10       | 0:00:59:33       | 0:23:06:05             |
| VETERANS AFFAIRS MEDICAL CENTER      |  | 3            | 0:00:32:05       | 0:00:48:18       | 0:01:36:17             |
| <b>Totals</b>                        |  | <b>1,855</b> |                  |                  |                        |



Division 11 Harris County Emerg Corps

# 911 STATISTICS REPORT FOR PERIOD 09-01-24 to 09-30-24

10/4/2024 12:46:04 PM Page 20 of 21

| NO TRANSPORT DISPOSITION         | NO TRANSPORT DISPOSITION SUMMARY BY UNIT |           |           |            |          |            |            |          |           |           |            |           |           |            |          |           | Total     |          |              |
|----------------------------------|------------------------------------------|-----------|-----------|------------|----------|------------|------------|----------|-----------|-----------|------------|-----------|-----------|------------|----------|-----------|-----------|----------|--------------|
|                                  | EMS910                                   | EMS940    | EMS980    | M91        | M910     | M92        | M920       | M921     | M93       | M930      | M94        | M940      | M941      | M95        | M950     | M96       |           | M97      | M980         |
| Call Cancelled                   |                                          |           |           | 3          |          |            |            | 1        |           |           | 1          |           |           |            |          | 1         |           |          | 6            |
| Call Cancelled, Call Referred    |                                          |           |           | 7          |          |            | 4          | 4        |           |           | 1          |           |           |            |          |           |           |          | 1            |
| Call Complete                    | 2                                        |           |           |            |          |            | 4          | 4        |           |           | 8          | 2         |           | 6          |          | 2         |           |          | 40           |
| Call Complete, No Medical, No Pa |                                          |           |           |            |          |            | 1          |          |           |           |            |           |           |            |          |           |           |          | 1            |
| Call Reassigned                  | 4                                        | 3         | 7         | 12         |          |            | 15         | 14       |           |           | 36         | 1         |           | 15         |          | 9         | 15        |          | 152          |
| Call Referred                    |                                          |           |           | 7          |          |            | 13         | 7        |           |           | 11         | 6         | 1         | 1          |          | 3         | 7         | 1        | 77           |
| Call Referred to Air Ambulance   | 2                                        |           |           |            |          |            |            |          |           |           |            |           |           |            |          |           |           |          | 2            |
| Call Unfounded                   |                                          |           |           |            |          |            | 4          | 5        |           |           | 2          | 1         |           | 1          |          |           |           |          | 16           |
| Death on Scene                   |                                          |           |           | 1          |          |            | 3          | 2        |           |           | 1          |           |           | 1          |          | 5         | 2         |          | 21           |
| Disregard                        | 3                                        | 3         | 7         | 20         | 2        |            | 19         | 8        | 1         |           | 21         | 5         | 4         | 13         | 1        | 5         | 9         |          | 145          |
| Disregard by Alarm Co            |                                          |           |           |            |          |            | 1          |          |           |           |            |           |           |            |          |           |           |          | 2            |
| Duplicate Call                   |                                          |           |           | 1          |          |            |            |          |           |           |            |           |           |            |          |           |           |          | 1            |
| Fire - Call Complete             |                                          |           |           | 1          |          |            |            |          |           |           |            |           |           |            |          |           |           |          | 1            |
| No Medical                       |                                          |           |           | 1          |          |            | 2          |          |           |           | 2          |           |           |            |          |           |           |          | 5            |
| No Patient Contact               | 4                                        |           |           | 2          |          |            | 2          | 1        |           |           | 1          |           |           | 3          |          | 1         |           |          | 19           |
| Patient Gone on Arrival          |                                          |           |           | 1          |          |            |            |          |           |           |            |           |           |            |          |           |           |          | 3            |
| Public Assist Only               |                                          |           |           | 2          |          |            | 1          |          |           |           |            |           |           | 4          |          | 1         |           |          | 9            |
| Refusal AMA                      | 34                                       | 8         | 19        | 34         | 2        |            | 52         | 47       | 4         |           | 28         | 9         | 11        | 46         | 1        | 46        | 34        | 4        | 464          |
| Refusal Parental                 | 1                                        |           |           | 1          |          |            | 3          | 1        |           |           | 2          |           |           | 4          |          | 4         |           |          | 23           |
| Test Call                        |                                          |           |           |            |          |            |            |          | 1         |           |            |           |           |            |          |           |           |          | 1            |
| Unspecified                      | 5                                        |           |           | 21         |          |            | 28         | 19       | 2         |           | 8          | 3         |           | 16         |          | 9         | 17        | 2        | 157          |
| <b>Totals</b>                    | <b>55</b>                                | <b>20</b> | <b>55</b> | <b>111</b> | <b>4</b> | <b>148</b> | <b>108</b> | <b>8</b> | <b>85</b> | <b>93</b> | <b>121</b> | <b>27</b> | <b>16</b> | <b>110</b> | <b>4</b> | <b>85</b> | <b>89</b> | <b>7</b> | <b>1,146</b> |



Division 11 Harris County Emerg Corps

# 911 STATISTICS REPORT FOR PERIOD 09-01-24 to 09-30-24

10/4/2024 12:46:04 PM Page 21 of 21

## MUTUAL AID PROVIDED BY YOUR DISTRICT

| Incident ID | Date       | Time     | Shift | Unit | Problem                       | Provided To          | Map       | Call Disposition      |
|-------------|------------|----------|-------|------|-------------------------------|----------------------|-----------|-----------------------|
| 24-09-47271 | 09/04/2024 | 09:14:44 | C     | M97  | MEDICAL CALL                  | Atascocita FD        | 376M      | REFUSAL AMA           |
| 24-09-47312 | 09/04/2024 | 11:56:38 | C     | M95  | OVERDOSE/POISONING            | Humble FD            | 335U      | CALL COMPLETE         |
| 24-09-47559 | 09/05/2024 | 19:47:23 | D     | M97  | 26A01 MEDICAL CALL            | Atascocita FD        | 376M      | CALL COMPLETE         |
| 24-09-47964 | 09/07/2024 | 22:40:15 | D     | M93  | Traumatic Injuries (Specific) | CC-Cypress Creek EMS | 370U      | REFUSAL AMA           |
| 24-09-48108 | 09/08/2024 | 18:52:23 | A     | M97  | 1A01 MEDICAL CALL             | Atascocita FD        | 376G      | CALL COMPLETE         |
| 24-09-48277 | 09/09/2024 | 15:42:27 | B     | M97  | 28C03Y CVA SPEECH PROBLEM     | Atascocita FD        | 377J      | CALL COMPLETE         |
| 24-09-48642 | 09/11/2024 | 12:35:43 | B     | M91  | MVA WITH ROLLOVER             | Humble FD            | 375C      | CALL COMPLETE         |
| 24-09-48642 | 09/11/2024 | 12:35:43 | B     | M980 | MVA WITH ROLLOVER             | Humble FD            | 375C      | CALL COMPLETE         |
| 24-09-49367 | 09/15/2024 | 09:12:53 | D     | M97  | 9E01 FULL ARREST              | Atascocita FD        | 377K      | DEATH ON SCENE        |
| 24-09-49373 | 09/15/2024 | 10:37:23 | D     | M97  | RESPIRATORY                   | Atascocita FD        | 377K      | REFUSAL AMA           |
| 24-09-49646 | 09/16/2024 | 15:08:48 | A     | M94  | 29D05V MVA ENTRAPMENT         | Atascocita FD        | 336V      | CALL COMPLETE         |
| 24-09-49646 | 09/16/2024 | 15:08:48 | A     | M97  | 29D05V MVA ENTRAPMENT         | Atascocita FD        | 336V      | CALL COMPLETE         |
| 24-09-49646 | 09/16/2024 | 15:08:48 | A     | M980 | 29D05V MVA ENTRAPMENT         | Atascocita FD        | 336V      | CALL COMPLETE         |
| 24-09-49654 | 09/16/2024 | 15:16:34 | A     | M93  | MOTOR VEHICLE ACCIDENT        | CC-Cypress Creek EMS | 370U      | REFUSAL AMA           |
| 24-09-49664 | 09/16/2024 | 15:50:04 | A     | M980 | 26C02 MEDICAL CALL            | Atascocita FD        | 377K      | CALL COMPLETE         |
| 24-09-49667 | 09/16/2024 | 16:11:31 | A     | M92  | 21D05M MEDICAL CALL           | Atascocita FD        | 376G      | CALL COMPLETE         |
| 24-09-49680 | 09/16/2024 | 18:06:10 | A     | M97  | 29D02M MVA AUTO PED           | Atascocita FD        | 376K      | CALL COMPLETE         |
| 24-09-49781 | 09/17/2024 | 08:54:56 | B     | M95  | RESPIRATORY                   | CC-Cypress Creek EMS | 332N      | CALL COMPLETE         |
| 24-09-49814 | 09/17/2024 | 11:20:34 | B     | M97  | 31C3 UNCONSCIOUS PARTY        | Atascocita FD        | 376H      | CALL COMPLETE         |
| 24-09-50190 | 09/19/2024 | 05:16:53 | A     | M92  | 32D1 UNKNOWN PROBLEM          | HC-Agency Unknown    | 335H      | CALL OUT OF TERRITORY |
| 24-09-50263 | 09/19/2024 | 12:12:26 | B     | M97  | 53B1 CITIZEN ASSIST           | Atascocita FD        | 377J      | PUBLIC ASSIST ONLY    |
| 24-09-50954 | 09/22/2024 | 16:46:19 | C     | M92  | 10C01 CARDIAC                 | Atascocita FD        | NOT FOUND | CALL COMPLETE         |
| 24-09-50994 | 09/22/2024 | 21:41:30 | C     | M95  | 29B01V MOTOR VEHICLE ACCIDENT | HC-Agency Unknown    | NOT FOUND | CALL COMPLETE         |
| 24-09-51135 | 09/23/2024 | 15:41:05 | D     | M94  | HEMORRHAGE/LACERATIONS        | CC-Cypress Creek EMS | 333K      | DISREGARD             |
| 24-09-52089 | 09/28/2024 | 14:44:48 | C     | M94  | 31D3 UNCONSCIOUS PARTY        | Atascocita FD        | 377J      | REFUSAL AMA           |
| 24-09-52266 | 09/29/2024 | 13:01:35 | D     | M97  | 26A08 MEDICAL CALL            | HC-Agency Unknown    | NOT FOUND | REFUSAL AMA           |
|             |            |          |       |      |                               | Atascocita FD        | 377J      | CALL COMPLETE         |

Total Mutual Aid Responses Provided By Your District: 23





## LUCAS 2 Upgrade

Quote Number: 10991193

Remit to: Stryker Sales, LLC  
21343 NETWORK PLACE  
CHICAGO IL 60673-1213  
USA

Version: 1




Prepared For: HARRIS COUNTY EMER SVCS DISTRICT 1  
Attn:

Rep: Emma Woltjer  
Email: emma.woltjer@stryker.com  
Phone Number: APPROVED  
Harris County ESD #1  
Board of Commissioners

Quote Date: 10/21/2024

Expiration Date: 01/19/2025

OCT 22 2024

✓ President   
Treas.   
Secretary: 

| Delivery Address |                                                      | Sold To - Shipping |                                                      | Bill To Account |                                                      |
|------------------|------------------------------------------------------|--------------------|------------------------------------------------------|-----------------|------------------------------------------------------|
| Name:            | HARRIS COUNTY EMER SVCS DISTRICT 1                   | Name:              | HARRIS COUNTY EMER SVCS DISTRICT 1                   | Name:           | HARRIS COUNTY EMER SVCS DISTRICT 1                   |
| Account #:       | 20021148                                             | Account #:         | 20021148                                             | Account #:      | 20021148                                             |
| Address:         | 2800 ALDINE BENDER RD<br>HOUSTON<br>Texas 77032-3502 | Address:           | 2800 ALDINE BENDER RD<br>HOUSTON<br>Texas 77032-3502 | Address:        | 2800 ALDINE BENDER RD<br>HOUSTON<br>Texas 77032-3502 |

### Equipment Products:

| #                | Product      | Description                                                                                                                                                                                                          | Qty | Sell Price  | Total        |
|------------------|--------------|----------------------------------------------------------------------------------------------------------------------------------------------------------------------------------------------------------------------|-----|-------------|--------------|
| 1.0              | 99576-000063 | LUCAS 3, v3.1 Chest Compression System, Includes Hard Shell Case, Slim Back Plate, (2) Patient Straps, (1) Stabilization Strap, (2) Suction Cups, (1) Rechargeable Battery and Instructions for use With Each Device | 8   | \$20,015.00 | \$160,120.00 |
| 2.0              | 11576-000080 | LUCAS 3 Battery - Dark Grey - Rechargeable LiPo                                                                                                                                                                      | 8   | \$786.25    | \$6,290.00   |
| Equipment Total: |              |                                                                                                                                                                                                                      |     |             | \$166,410.00 |

### Trade In Credit:

| Product       | Description                                            | Qty | Credit Ea.  | Total Credit |
|---------------|--------------------------------------------------------|-----|-------------|--------------|
| TIM-LUC2-LUC3 | TRADE-IN-STRYKER LUCAS 2 TOWARDS PURCHASE OF LUCAS 3.1 | 8   | -\$5,000.00 | -\$40,000.00 |

### Price Totals:

|                               |              |
|-------------------------------|--------------|
| Estimated Sales Tax (0.000%): | \$0.00       |
| Freight/Shipping:             | \$2,253.12   |
| Grand Total:                  | \$128,663.12 |



## LUCAS 2 Upgrade

Quote Number: 10991193

Remit to: Stryker Sales, LLC  
21343 NETWORK PLACE  
CHICAGO IL 60673-1213  
USA

Version: 1

Prepared For: HARRIS COUNTY EMER SVCS DISTRICT 1  
Attn:

Rep: Emma Woltjer  
Email: emma.woltjer@stryker.com  
Phone Number:

Quote Date: 10/21/2024

Expiration Date: 01/19/2025

Prices: In effect for 30 days

Terms: Net 30 Days

### Terms and Conditions:

Deal Consummation: This is a quote and not a commitment. This quote is subject to final credit, pricing, and documentation approval. Legal documentation must be signed before your equipment can be delivered. Documentation will be provided upon completion of our review process and your selection of a payment schedule. Confidentiality Notice: Recipient will not disclose to any third party the terms of this quote or any other information, including any pricing or discounts, offered to be provided by Stryker to Recipient in connection with this quote, without Stryker's prior written approval, except as may be requested by law or by lawful order of any applicable government agency. A copy of Stryker Medical's terms and conditions can be found at [https://techweb.stryker.com/Terms\\_Conditions/index.html](https://techweb.stryker.com/Terms_Conditions/index.html).