



Harris County Emergency Services District 1
2800 Aldine Bender Road
Houston, Texas 77032

**REGULAR BOARD MEETING
September 24, 2024
ROLL CALL OF COMMISSIONERS**

APPROVED
Harris County ESD #1
Board of Commissioners

- CATHY SUNDAY, PRESIDENT
- SHIRLEY REED, VICE PRESIDENT
- FRED SCIBUOLA, TREASURER
- VIRGINIA BAZAN, SECRETARY
- PETE SERNA, ASSISTANT TREASURER
- CARYN PAPANTONAKIS, LEGAL COUNSEL TO BOARD
Phone
- MELISSA MORTON, CPA TO THE BOARD

SEP 24 2024

President: *[Signature]*
Secretary: *[Signature]*

~~~~~

- JEREMY HYDE, HCEC PRESIDENT
- HEATH WHITE, HCEC VP OF OPERATIONS
- KEIR VERNON, HCEC VP OF ADMINISTRATION
- MARK SMITH, HCEC GENERAL COUNSEL  
*Phone*

Office: (281) 449-3131  
Fax: (281) 227-3335  
Email: info@hcesd-1.org



**Harris County Emergency Services District 1**

2800 Aldine Bender Road  
Houston, Texas 77032

**REGULAR BOARD OF COMMISSIONERS MEETING**

**September 24, 2024**

**SIGN-IN SHEET**

Royce Sunday

Vince Grainger - Agcm



HARRIS COUNTY EMERGENCY SERVICES DISTRICT #1

BOARD OF COMMISSIONERS  
REGULAR MEETING

Meeting Date: Tuesday, September 24, 2024  
Meeting Time: 10:00 a.m.  
Posting Date: Tuesday, September 17, 2024

Location: 2800 Aldine Bender Road  
Houston, Texas 77032

AGENDA

APPROVED  
Harris County ESD #1  
Board of Commissioners

SEP 24 2024

President: [Signature]

Secretary: [Signature]

1. Call to order
2. Moment of Silence and Pledge of Allegiance
3. Roll Call of Commissioners
4. Adoption of agenda
5. Open Forum\*
6. Open Comments from the Board of Commissioners
7. Review and possibly approve all Meeting Minutes
8. Report from Building Committee
9. Possible action on Building Committee report
10. Discuss and possibly approve MUD water project at future station 96
11. Discuss and possibly approve the Morton Accounting Services' monthly report and authorize payment of bills
12. Possible action on The Morton Accounting Services' monthly report
13. Discuss and possibly approve 2024 budget
14. Discuss and propose 2024 Tax Rate
15. Designate date of public hearing regarding 2024 Tax Rate
16. Authorize publication of notice of public hearing regarding 2024 Tax Rate
17. Discuss and possibly approve purchase of fleet vehicles
18. Harris County Emergency Corps Report (JH)
19. Possible action on Harris County Emergency Corps Report
20. Adjourn to closed session
  - a. Meeting closed for the purposes to deliberate the appointment, employment, evaluation, reassignment, duties, discipline, or dismissal of a public employee, up to and including Commissioners, Executive Director, Director(s) and potential appointees to the Board of Commissioners - Tex. Gov't Code § 551.074(a) (1).
  - b. Confer with attorney re: pending or threatened litigation - Tex. Gov't Code § 551.071(1) (A).
  - c. Receive advice from attorney regarding legal issues - Tex. Gov't Code § 551.071(2).
  - d. Discussion regarding the purchase, exchange, lease, or value of real property - Tex. Gov't Code § 551.072.
21. Possible action on closed session
22. Announce next Board meeting
23. Adjourn

HARRIS COUNTY EMERGENCY SERVICES  
DISTRICT #1

[Signature]  
Caryn Papantonakis  
Attorney for the District



SEAL

\*Persons wishing to speak before the board may speak one time only and will be limited to 5 minutes per speaker



**HARRIS COUNTY EMERGENCY SERVICES DISTRICT #1  
BOARD OF COMMISSIONERS  
REGULAR MEETING  
MINUTES – August 27, 2024**

1. **Call to Order:** Shirley Reed called the meeting to order at 10:02 am.
2. **Moment of Silence and Pledge of Allegiance:** Shirley Reed called for a moment of silence and followed with the Pledge of Allegiance at 10:04 am.
3. **Roll Call of Commissioners:** Present at call to order were HCESD-1 Commissioners: Vice President Shirley Reed, Treasurer Fred Scibuola, Asst. Treasurer Pete Serna, Secretary Virginia Bazan, and Melissa Morton with The Morton Accounting along with Legal Counsel Caryn Papantonakis. Also present were Harris County Emergency Corps (HCEC) personnel: President Jeremy Hyde and Executive Administrative Asst. Michelle Sterling. Guests present were Vince Grainger with AG/CM. President Cathy Sunday was present and had early dismissal at 10:05 am.
4. **Adoption of Agenda:** Fred Scibuola made a motion to adopt the agenda as presented. Motion carried.
5. **Open Forum:** None.
6. **Open Comments from the Board of Commissioners:** Fred Scibuola rode with Brian Cariota with D90 and the employees expressed their thanks to him and the Board for supporting HCEC. Shirley Reed expressed a financial need for approximately 16 students in Aldine ISD. The district has asked for supporting students with attending prom as well as some other needs/wants. Ms. Reed will provide a phone number at the close of the meeting if anyone is interested in participating. Ms. Reed also reminded of 2 upcoming events as follows: December 3<sup>rd</sup> at MO Campbell for Grandparents Raising Grandchildren organization gala and December 20<sup>th</sup> Christmas event for children in need held at HCEC headquarters. Pete Serna also has multiple events coming up that raise money for children if anyone is interested in supporting.
7. **Review and possibly approve all Meeting Minutes:** Motion to approve all meeting as presented was made by Fred Scibuola. Motion carried.
8. **Report from Building Committee:** Jeremy Hyde stated that not much has changed since the last meeting. Station 93 has sheetrock and paint on the walls. They are still waiting on electrical items. Station 96 has an issue of a slumping wall at the detention pond. Vince Grainger stated that the Geotech Engineer did some additional boring around the pond to establish elevations and he should be receiving a report from him to discuss options to resolve the issue. The pond gets pumped with a lift station that requires power; however, the City requires the pond to be completed before starting electricity so they are working through that. In addition, Mr. Hyde stated that there is a continued humidity issue at Station 92 and 94 but there are multiple companies actively working on it.
9. **Possible action on Building Committee report:** None.

APPROVED  
Harris County ESD #1  
Board of Commissioners

SEP 24 2024

President: \_\_\_\_\_

Secretary: \_\_\_\_\_

10. **Discuss and possibly approve change orders for Station 93 and 96:** Change Order #1 is \$11,032.00 for additional trips than originally proposed which accrued additional expense. Extension of existing contract for geotechnical services (Work Order No. 22-012P #2) is \$4800.00 for the additional borings, laboratory testing, and a date report. Both change orders are for Station 96 and quotes were provided by UES Professional Solutions 44, LLC (formerly Alpha Testing, LLC). Motion to approve both Change Orders as presented was made by Pete Serna. Motion carried.
  
11. **Discuss and possibly approve The Morton Accounting Services' monthly report and authorize payment of bills:** Melissa Morton gave the report as follows: At the beginning of July, the Harris County Emergency Services District No 1 (HCESD No 1) beginning Operating Fund Balance was \$20,598,856. During the month, HCESD No 1 received \$133,416 in revenue – the majority of which came from TexPool Interest. HCESD No 1 processed \$2,196,083 in disbursements during the month. 99% of this balance is payments to HCEC for monthly services (\$1,535,573) and to Construction Masters (\$629,360) for Building Improvements. The ending balance as of July 31, 2024 is \$18,536,189. During July, the opening balance for the Texas Class Prime Investment account was \$19,994,269. We received \$2,043 in interest from the CIP account, \$43,192 from the general texpool account, \$39,692 from the Gov HCESD#1 account, and \$5,139 from the Gov Capital Project account. The ending interest rate was 5.4477% for Texas Class Prime and 5.2516% for Texas Class Gov. The ending balance for July was \$18,484,334. The invoices pending board approval total \$1,998,268. Motion made by Fred Scibuola to approve The Morton Accounting Services' monthly report and authorize payment of bills. Motion carried.
  
12. **Possible action on The Morton Accounting Services' monthly report:** Melissa Morton is requesting approval for an arbitrage training course in Dallas, TX on September 19<sup>th</sup> through Hilltop Security. The class is free but would require travel expenses. Mrs. Morton will submit reimbursement for expenses. Motion was made by Fred Scibuola to approve Melissa Morton to attend arbitrage training in September. Motion carried.
  
13. **Harris County Emergency Corps Report:** HCEC report was given by Mr. Hyde as follows:
  - HCEC responded to 2622 911 calls this month, compared to 2204 in the previous month. Response time is 9:17. Call volume and response times are higher due to Beryl.
  - HCEC is meeting with our hospital partners to reduce wait times for ambulances at emergency rooms. The talks are going well
  - We met with Centerpoint leadership and a representative from Armando Walle's office to ensure that HCEC was on the priority list for electric restoration. We learned new information to help us in the future.
  - HCEC is scheduling community CPR classes in English and Spanish. These classes are sponsored by East Aldine District.
  - Vehicle Accidents last month: 4 (minor)
  - Vehicle Maintenance Reports last month: 17
  
14. **Possible action on Harris County Emergency Corps Report:** None.
  
15. **Adjourn to closed session:** None.
  
16. **Possible action on closed session:** None.
  
17. **Announce next Board meeting:** The Regular Board of Commissioners meeting will be held on Tuesday, September 24, 2024 at 10:00 am.
  
18. **Adjourn:** Pete Serna made a motion to adjourn. Motion carried. Meeting adjourned at 11:03 am.



**HCESD 1 – EMS STATION #93  
MONTHLY STATUS REPORT  
PERIOD: 9/1/2024 - 9/30/2024**

This is a status summary for HCESD 1 – EMS Station #93 for the period referenced above. This Report may include information that has become available prior to issuance of this report. Information presented within this report is a general indicator of the progress and performance on the project.

|                                      |                      |                           |                |
|--------------------------------------|----------------------|---------------------------|----------------|
| <b>OWNER:</b>                        | Harris County ESD #1 | <b>POINT OF CONTACT:</b>  | Jeremy Hyde    |
| <b>DESIGN/BUILD TEAM:</b>            | Construction Masters | <b>POINT OF CONTACT:</b>  | Dennis Busby   |
| <b>ORIGINAL CONTRACT COMPLETION:</b> | 10/1/2024            | <b>ORIGINAL CONTRACT:</b> | \$3,200,000.00 |
| <b>CURRENT CONTRACT COMPLETION:</b>  | 10/1/2024            | <b>CURRENT CONTRACT:</b>  | \$3,187,599.98 |
| <b>DAYS EXTENDED:</b>                | 0                    | <b>DELIVERY METHOD:</b>   | Design-Build   |

**PROJECT HEALTH INDICATOR**

| METRIC    | POOR | AT RISK | AVERAGE | GOOD | EXCELLENT |
|-----------|------|---------|---------|------|-----------|
| SCHEDULE: |      |         | X       |      |           |
| BUDGET:   |      |         |         | X    |           |
| QUALITY:  |      |         |         | X    |           |



### **Summary of Work During this Period**

1. Interior Buildout
  - a. Prime/paint walls/ceilings – Completed
  - b. Install ceiling grid and tile – Completed
  - c. Install light fixtures/ceiling devices – Completed
  - d. Install wall/floor tile – Completed
  - e. Install gas meter - Completed
  - f. Install millwork and counters – 90% Complete
  - g. Install plumbing fixtures – 90% Complete

### **Project Schedule Review**

1. Milestones Achieved to Date
  - a. Receipt of permits – 9/23
  - b. Mobilization - 10/23
  - c. Demolition of existing structure – 10/23
  - d. Pour foundation – 12/23
  - e. Structural steel erection – 2/24
  - f. Sitework completed – 4/24
  - g. Complete building exterior – 9/24
2. Milestones Anticipated Next Period
  - a. Energize building – 9/24
  - b. HVAC startup – 9/24
  - c. Install resilient flooring and carpet – 10/24
  - d. Install appliances – 10/24
  - e. Punchout and inspections – 10/24
  - f. Substantial completion and turnover – 10/24



3. Schedule Performance (Baseline vs Actual)

Current scheduled substantial completion date is 10/14/24 (see attached schedule). This is after the 10/1/24 contractual substantial completion date. Building turnover is scheduled for 10/21/24.

The electric meter move in order has been placed and installation is anticipated by 9/25/24. The process to receive permanent power has taken longer than expected. Final interior finishes will be installed after the building is energized, and Construction Masters has planned accordingly.

**Budget Status**

- 1. Contract Status
  - a. Original Contract Value: \$3,200,000.00
  - b. Approved Change Orders: (\$12,400.02)
  - c. Current Contract Value: \$3,187,599.98
  - d. Amount Completed and Stored to Date (incl. retainage): \$2,825,102.36
  - e. Percent Complete to Date: 88.63%
- 2. Change Orders
  - a. Approved Change Orders (\$12,400.02)
  - b. Pending Change Orders \$0.00
  - c. Denied/Declined Change Orders \$0.00
- 3. Comments
  - No pending change order requests.

**Construction Quality**

- 1. Non-conforming work this period
  - a. None
- 2. Critical Observations
  - a. This Period:
    - i. Observation of interior finish material installations
    - ii. Ceiling cover walkthrough
  - b. Anticipated next Period:
    - i. Observation of energizing of building and HVAC startup
    - ii. Continued observation of interior finish material installations
    - iii. Punchout and final inspections



3. Comments

In general, quality has been per plans and specifications.

**Pending Issues**

1. Electric meter – See above explanation in the Project Schedule Review.
2. Comcast fiber – Comcast current installation estimate is early November. The permitting process is currently underway. AGCM has been in contact with Comcast since January and will continue to followup.


**Owner Action Items**

1. None


**Photos**




**9/19/24 Exterior overview**



**9/19/24 Gas meter installed, no electric meter**



**9/19/24 Apparatus bay progress**




**9/19/24 Utility room progress**



**9/19/24 Kitchen area progress**



**9/19/24 Typical restroom progress**



**9/19/24 IT/Electrical room progress**



**HCESD 1 – EMS STATION #96  
MONTHLY STATUS REPORT  
PERIOD: 9/1/2024 - 9/30/2024**

This is a status summary for HCESD 1 – EMS Station #96 for the period referenced above. This Report may include information that has become available prior to issuance of this report. Information presented within this report is a general indicator of the progress and performance on the project.

|                                      |                      |                           |                |
|--------------------------------------|----------------------|---------------------------|----------------|
| <b>OWNER:</b>                        | Harris County ESD #1 | <b>POINT OF CONTACT:</b>  | Jeremy Hyde    |
| <b>DESIGN/BUILD TEAM:</b>            | Construction Masters | <b>POINT OF CONTACT:</b>  | Dennis Busby   |
| <b>ORIGINAL CONTRACT COMPLETION:</b> | 10/1/2024            | <b>ORIGINAL CONTRACT:</b> | \$3,719,000.00 |
| <b>CURRENT CONTRACT COMPLETION:</b>  | 10/1/2024            | <b>CURRENT CONTRACT:</b>  | \$3,912,548.08 |
| <b>DAYS EXTENDED:</b>                | 0                    | <b>DELIVERY METHOD:</b>   | Design-Build   |

**PROJECT HEALTH INDICATOR**

| METRIC    | POOR | AT RISK | AVERAGE | GOOD | EXCELLENT |
|-----------|------|---------|---------|------|-----------|
| SCHEDULE: | X    |         |         |      |           |
| BUDGET:   | X    |         |         |      |           |
| QUALITY:  |      |         |         | X    |           |

**Summary of Work During this Period**

1. Building Shell
  - a. Metal panel installation – Completed
2. Interior Buildout
  - a. Prime/paint walls – Completed
  - b. Install ceiling grid – Completed
  - c. Install light fixtures/ceiling devices – 75% Complete
  - d. Install wall/floor tile – Completed
  - e. Install plumbing fixtures – In Progress

**Project Schedule Review**

1. Milestones Achieved to Date
  - a. Receipt of permits - 9/23
  - b. Mobilization/contractor move-in to existing building - 10/23
  - c. Pour foundation – 11/23
  - d. Structural steel erection – 2/24
  - e. Demolition of existing structure – 3/24
  - f. Complete building exterior – 9/24
2. Milestones Anticipated Next Period
  - a. Submit pond redesign for permitting – 10/24
  - b. Begin MUD watermain construction – 10/24

3. Schedule Performance (Baseline vs Actual)

Current scheduled substantial completion date for Construction Masters' scope is 3/5/24 (see attached schedule). This is after the 10/1/24 contractual substantial completion date.

The County has informed Construction Masters that all final site inspections will need to be completed prior to giving authorization for a permanent electric meter. The detention pond, remaining paving, and MUD watermain must be completed prior to receiving permanent power.



The MUD contractor has submitted a proposal for the watermain construction. After approval, they have stated that they will begin construction within 30 days and construction duration should be 60 days. The estimated completion of this work is the end of December. The County has stated that they will no longer be requiring construction of the additional loop watermain scope.

The detention pond has held water since Hurricane Beryl. This has prevented the pond construction from being completed. This is discussed further below in the Budget Status portion. The current solution proposed will need to go through permitting, which is estimated to complete around mid-November. Afterward, the construction of the solution is estimated to take around 30 days and complete at the end of December. The remaining paving and site inspections would happen afterward, with the ultimate estimation of receiving permanent power mid-January. The remainder of the schedule after permanent power is estimated to complete in early March.

There are many variables related to the topics above including County permitting, the MUD district, Centerpoint, etc. that could cause this estimated scheduling to change. AGCM will continue to monitor this closely.

**Budget Status**

1. Contract Status
 

|                                                           |                |
|-----------------------------------------------------------|----------------|
| a. Original Contract Value:                               | \$3,719,000.00 |
| b. Approved Change Orders:                                | \$193,548.08   |
| c. Current Contract Value:                                | \$3,912,548.08 |
| d. Amount Completed and Stored to Date (incl. retainage): | \$3,334,839.23 |
| e. Percent Complete to Date:                              | 85.23%         |
  
2. Change Orders
 

|                                  |              |
|----------------------------------|--------------|
| a. Approved Change Orders        | \$193,548.08 |
| b. Pending Change Orders         | \$110,225.96 |
| c. Denied/Declined Change Orders | \$0.00       |
  
3. Comments
  - a. MUD watermain quote – Initially, the MUD engineer (Pape-Dawson) had estimated that the original watermain scope would cost approximately \$200k and the additional watermain loop scope would cost an additional \$181k. The County has directed Pape-Dawson that the additional watermain loop scope will not be required. Pape-Dawson received a quote for the original scope for approximately \$373k (attached). During the permitting process a lot of scope was required to be added and the contractor has also included additional items that Pape-Dawson had previously not accounted for.
  - b. Detention Pond - The detention pond has held water since Hurricane Beryl. This has prevented the pond construction from being completed. This has also caused concern that the pond will hold water during wet seasons, which was not the intent of the original design. The original Geotech borings drilled to 16’ deep in this area and hit no water. Additional borings were done recently, finding water between 6.5-14’ below the surface.

This elevated/increase groundwater is likely due to rain from the Hurricane. Separately, an excessive amount of crawfish have tunneled out the soil underneath the pond ramp area, compromising the soil, and causing the ramp retaining wall to settle/fail. It should be noted that Construction Masters plans to include no markup on either option below, there will possibly be additional construction materials testing costs associated with both options, and soil stabilization needs/costs could change after excavation of the existing ramp. Also, both solutions will need a de-watering system installed in order to dry the area enough to complete construction. Construction Masters is working on setting up a simpler version than was used previously. They will know more on if this will work by the end of this week. If their simpler de-watering methods do not work, then the previous \$56k additional de-watering cost will likely apply again.

- i. Option 1 (attached) - The project team has met several times to discuss solutions that will allow for the pond to be easier to maintain, help alleviate excessive lift station use, and help remove excess water during wet seasons. The solution was to regrade the bottom of the pond, replace the hydromulch with stone, and add a French drain system (attached). The ramp area would also be removed completely and a metal ladder would be added for access. \$110,225.96
- ii. Option 2 (attached) – The ramp area would be removed, soil underneath stabilized, and then the ramp rebuilt. The original pond design would remain in place, but this option would solve the issue caused at the ramp by the crawfish. \$38,164

### **Construction Quality**

1. Non-conforming work this period
  - a. None
2. Critical Observations
  - a. This Period:
    - i. Observation of interior finish material installation
    - ii. Ceiling cover walkthrough
  - b. Anticipated next Period:
    - i. Observation of MUD watermain installation
    - ii. Continued observation of interior finish material installation
3. Comments:

In general, quality has been per plans and specifications.



**Pending Issues**

1. Electric meter – See above explanation in the Project Schedule Review.
2. MUD watermain installation – See above explanation in the Project Schedule Review and Budget Status.
3. Detention pond – See above explanation in the Project Schedule Review and Budget Status.
4. Centerpoint gas – The gas underground has been ordered, but Centerpoint has not yet committed to an installation date. This is unlikely to delay the project, given the other pending issues. The gas meter will be installed after the underground line is installed.


**Owner Action Items**

1. Discuss/approve the MUD contractor quote to install the watermain. If approved, the proposed amount needs to be deposited with the MUD district for work to be authorized to begin.
2. Discuss/approve the two options proposed by Construction Masters related to the detention pond issues.

**Photos**



**9/4/24 Detention pond beginning of the month**



**9/17/24 Typical bathroom progress**




**9/18/24 Crawfish tunnels shown by pond ramp**



**9/19/24 Detention pond after pumping water out**



**9/19/24 Kitchen area progress**



**9/19/24 Apparatus bay progress**



580 Goddard Avenue  
Chesterfield, MO 63005  
www.insituform.com

Timothy N. Naylor  
3413 Hunter Rd., San Marcos, Tx 78666  
Phone: 512-677-8732  
tnaylor@aegion.com

September 10, 2024

SO-00196643

Mount Houston Road M.U.D.  
c/o Hussain Iftikhar, P.E.  
Managing Engineer / Project Manager  
Pape-Dawson Engineers  
10350 Richmond Ave., Ste. 200  
Houston, Tx 77042

## **Buyboard Proposal**

**PROJECT NAME: MOUNT HOUSTON ROAD MUNICIPAL UTILITY DISTRICT  
HARRIS COUNTY EMERGENCY MEDICAL STATION NO. 96 WATER MAIN UPGRADE**

**Insituform Technologies, LLC.** (Insituform) herein proposes to furnish all labor, materials, equipment, and services for accomplishing the referenced task, described in the project location maps, reports and exhibits presented by the Mount Houston Road Municipal Utility District (the District), utilizing The Local Government Purchasing Cooperative Contract #730-24 administered through the BuyBoard.

### **Assumptions and Qualifications**

The pricing in this proposal assumes that all Technical Specifications set forth by the Buyboard will be after those of the City of Houston. Any changes to these specifications must be noted and agreed upon by both parties prior to finalizing the proposal pricing.

Additional notes and assumptions:

- Existing access road to be used for construction.
- This proposal makes no provision for 12' wide all-weather access road as shown on plans.
- Daily street sweeping/cleaning not included in this proposal.
- If sidewalk, driveway, street, or other pavement removal and replacement is determined to be necessary, then additional pay items will be established by change order.
- No formal SWPPP or maintenance reporting is included.
- No ground dewatering or other is included in pricing.
- An item has been included for an Owner directed contingency allowance of \$15,000.
- We anticipate a project duration of 60 days or less (weather permitting).

Water shall be provided at no cost to Insituform for all construction phases of this project. Insituform will follow all required deposit, backflow prevention, and metering procedures.

Standard insurance is included. A pay item has been provided for a Payment and Performance Bond.

### **Proposal Terms and Conditions**

Terms and Conditions from The Local Government Purchasing Cooperative Contract are available upon request from the BuyBoard. Any changes to these conditions must be noted and agreed upon by both parties.

**PROPOSAL PRICING**

| Line Number | Description                                                                         | Pay Quantity | Unit of Measure | Unit Price (current) | Total Price (current) |
|-------------|-------------------------------------------------------------------------------------|--------------|-----------------|----------------------|-----------------------|
| 1           | Mobilization Per Crew - Texas                                                       | 1.00         | EA              | \$15,000.00          | \$15,000.00           |
| 2           | Construction entrance                                                               | 2.00         | EA              | \$2,500.00           | \$5,000.00            |
| 3           | Proposed 16" Casing - including seals and spacers                                   | 148.00       | LF              | \$435.00             | \$64,380.00           |
| 4           | Proposed 8" C-900 by Open Cut or bore under or next to existing 6" (0'-6' deep)     | 720.00       | LF              | \$108.00             | \$77,760.00           |
| 5           | Proposed 8" Water line 250psi Ductile Iron Pipe                                     | 29.00        | LF              | \$250.00             | \$7,250.00            |
| 6           | Access Pit (0'-8' deep)                                                             | 6.00         | EA              | \$2,950.00           | \$17,700.00           |
| 7           | Potholing for Nearby Utility Location (0'-8' deep up to 4Hr duration)               | 8.00         | EA              | \$1,300.00           | \$10,400.00           |
| 8           | SWPPP Device Setup (Inlet Protection)                                               | 5.00         | EA              | \$650.00             | \$3,250.00            |
| 9           | Silt Fence                                                                          | 1,600.00     | LF              | \$6.00               | \$9,600.00            |
| 10          | Set up bypass of mainlines with 2"- 4" AWWA approved bypass                         | 850.00       | LF              | \$14.00              | \$11,900.00           |
| 11          | Proposed End of Water Line - including Plug and marking                             | 1.00         | EA              | \$3,500.00           | \$3,500.00            |
| 12          | Remove/ Replace 18" Storm pipe section for water line install                       | 1.00         | EA              | \$4,000.00           | \$4,000.00            |
| 13          | Remove/ Replace 24" Storm pipe section for water line install                       | 1.00         | EA              | \$5,000.00           | \$5,000.00            |
| 14          | Install 6" Gate Valve                                                               | 2.00         | EA              | \$3,000.00           | \$6,000.00            |
| 15          | Install 8" Gate Valve                                                               | 4.00         | EA              | \$4,000.00           | \$16,000.00           |
| 16          | Proposed Water Line offset drops under sewer - including 45 degree bends            | 2.00         | EA              | \$7,000.00           | \$14,000.00           |
| 17          | Install Fire Hydrant                                                                | 1.00         | EA              | \$9,800.00           | \$9,800.00            |
| 18          | Wet connection to install 8" x 8" In Line Tee                                       | 1.00         | EA              | \$14,000.00          | \$14,000.00           |
| 19          | Wet connection to install 8" x 6" In Line Tee                                       | 1.00         | EA              | \$10,800.00          | \$10,800.00           |
| 20          | Trench safety                                                                       | 250.00       | LF              | \$7.00               | \$1,750.00            |
| 21          | Cement stabilized sand                                                              | 1.00         | Ton             | \$100.00             | \$100.00              |
| 22          | Granular backfill - 1" bedding rock                                                 | 40.00        | Ton             | \$70.00              | \$2,800.00            |
| 23          | Pressure Testing - hydrostatic and chlorination                                     | 720.00       | LF              | \$9.50               | \$6,840.00            |
| 24          | Sod                                                                                 | 400.00       | SY              | \$17.50              | \$7,000.00            |
| 25          | Repair/ Rehab wood/ chain link fence                                                | 80.00        | LF              | \$75.00              | \$6,000.00            |
| 26          | General Restoration                                                                 | 1.00         | LS              | \$5,500.00           | \$5,500.00            |
| 27          | Traffic Control - Residential                                                       | 10.00        | Day             | \$500.00             | \$5,000.00            |
| 28          | Small diameter Sewer Point repair (0'- 6' deep) if needed during water line install | 1.00         | EA              | \$3,900.00           | \$3,900.00            |
| 29          | Set Up 4" Pump (Per Pump)                                                           | 1.00         | EA              | \$500.00             | \$500.00              |
| 30          | Set Up 4" Piping                                                                    | 400.00       | LF              | \$7.00               | \$2,800.00            |
| 31          | Operate 4" pumping System (Fuel & Maint. Per pump)                                  | 1.00         | Day             | \$400.00             | \$400.00              |
| 32          | Owner Contingency Allowance                                                         | 1.00         | Allowance       | \$15,000.00          | \$15,000.00           |
| 33          | Bond and Insurance                                                                  | 1.00         | LS              | \$10,850.00          | \$10,850.00           |
|             |                                                                                     |              |                 |                      | <b>\$373,780.00</b>   |

**Offered By:**

---

INSITUFORM TECHNOLOGIES, LLC.



TIMOTHY NAYLOR  
COMMERCIAL MANAGER  
SOUTHWEST

APPROVED  
Harris County ESD #1  
Board of Commissioners


SEP 24 2024

President: 

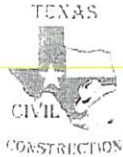
Secretary: 

**Accepted By:**

Mount Houston Road Municipal Utility District

 9/24/24  
Authorized Signature Date

This accepted proposal constitutes a formal agreement. If you initiate a purchase order or other contract document, it shall not be acknowledged without this accepted proposal as an attachment.



# TEXAS CIVIL CONSTRUCTION LLC

CONCRETE UTILITIES EARTH WORK

Houston Tx. 77040

713-857-6197

09/18/2024

Attn- Dennis Busby/ Construction Masters of Houston

Ref- Additional work order EMS #96

We at Texas Civil Construction are submitting the following Additional Work Order to your company, Construction Masters of Houston, for the project referenced above. Price includes costs for all labor, materials, equipment and trucking to complete the scoped of work listed below.

1. Excavate bottom of pond to achieve new proposed grades. Haul off spoils.
2. Stabilize bottom of pond 6' thick with Portland Cement- Type 1-2 at 20 lbs. per square foot (3410 sq ft) (3 pallets cement) Same process as paving area
3. Place 12" Portland cement mix under proposed inlet box (2 feet past outside edge of box) and install proposed cast in place inlet.
4. Excavate for perforated pipe. Haul off spoils.
5. Place filter fabric, 10" pipe with boot and drain rock. Tie into inlet.
6. Place geo fabric (2 rolls) and drain rock (160 tons) throughout the bottom of pond (3410 sq ft) compacted Thickness and finish grade per revised plan.
7. Removal of approximately 70' of wall for repair
  - a. Excavate behind wall in 3 coarse increments removing block, set aside for future use, gravel, sand and geo grid. Haul off spoils.
  - b. Remove and replace soil at footer void with Portland cement mix.
8. Install pond wall per new layout.
  - a. Wall to be installed per Keystone shop drawings.
  - b. All spoils from excavation to be hauled off (90 loads)
  - c. 60 loads clean sand, 160 tons pea gravel and 20 tons crushed gravel to be hauled in
  - d. 5 pallets of block, 4 rolls geo grid and 2 rolls geo fabric will be needed.
  - e. Month rental for excavator, skid steer and compaction equipment
  - f. Trucking and hauling for all aggregate materials.





# TEXAS CIVIL CONSTRUCTION LLC

CONCRETE UTILITIES EARTH WORK

Houston Tx. 77040

713-857-6197

## Cost Breakdown-

1. 1 month 308 excavator rental- 5,250
2. 1 month 259 skid steer- 4,200
3. 1 month roller- 3,675
4. Diesel- 500-gallon Moffit- 2,500
5. 60 loads clean sand- 11,175
6. 12 loads pea gravel- 10,800
7. 160 tons of gravel- 8,700
8. 5 pallets Regal Stone- 2,500
9. 70 loads haul off- 7,000.
10. 18 tons crushed gravel- 750.
11. 4 rolls filter fabric- 3360
12. 4 rolls geo grid- 1800
13. Materials for cast in place inlet/ pipe- 2625

Total- 64,335

Labor- 35,000

Credit back for 834 sq ft pond concrete-5838.

Total to complete- 93,497.

Mike Schroeder TCC

## Option 1 Costs:

Texas Civil: \$93,497

Pond Ladder: \$6,000

Hydromulch credit: (\$500)

Bonds: \$1,628.96

De-watering: \$9,600

Total: \$110,225.96





# TEXAS CIVIL CONSTRUCTION LLC

CONCRETE UTILITIES EARTH WORK

Houston Tx. 77040

713 857 6197

9/22/24

Attn- Dennis Busby/ Construction Masters of Houston

Ref- Ems #96

## Additional Work Order

Ramp repair- \$23,000.

Scope of work is to remove ramp wall, rebuild wall footer with 3 feet of cement stabilize under ramp wall and build back wall.

1. 1 load cement stabilize- 800.
2. 8 Loads clean sand- 1,600.
3. 2-week excavator rental- 3,000
4. 1 roll geo fabric- 1,000
5. 1 role geo grid – 600
6. 1 load pea gravel- 1000
7. Labor – 15,000

Mike Schroeder TCC

### Option 2 Costs:

Texas Civil: \$23,000  
Add Solid Sod: \$5,000  
Bonds: \$564  
De-watering: \$9,600

Total: \$38,164

**PROFESSIONAL SEAL**



**LOGO/CONTACT**

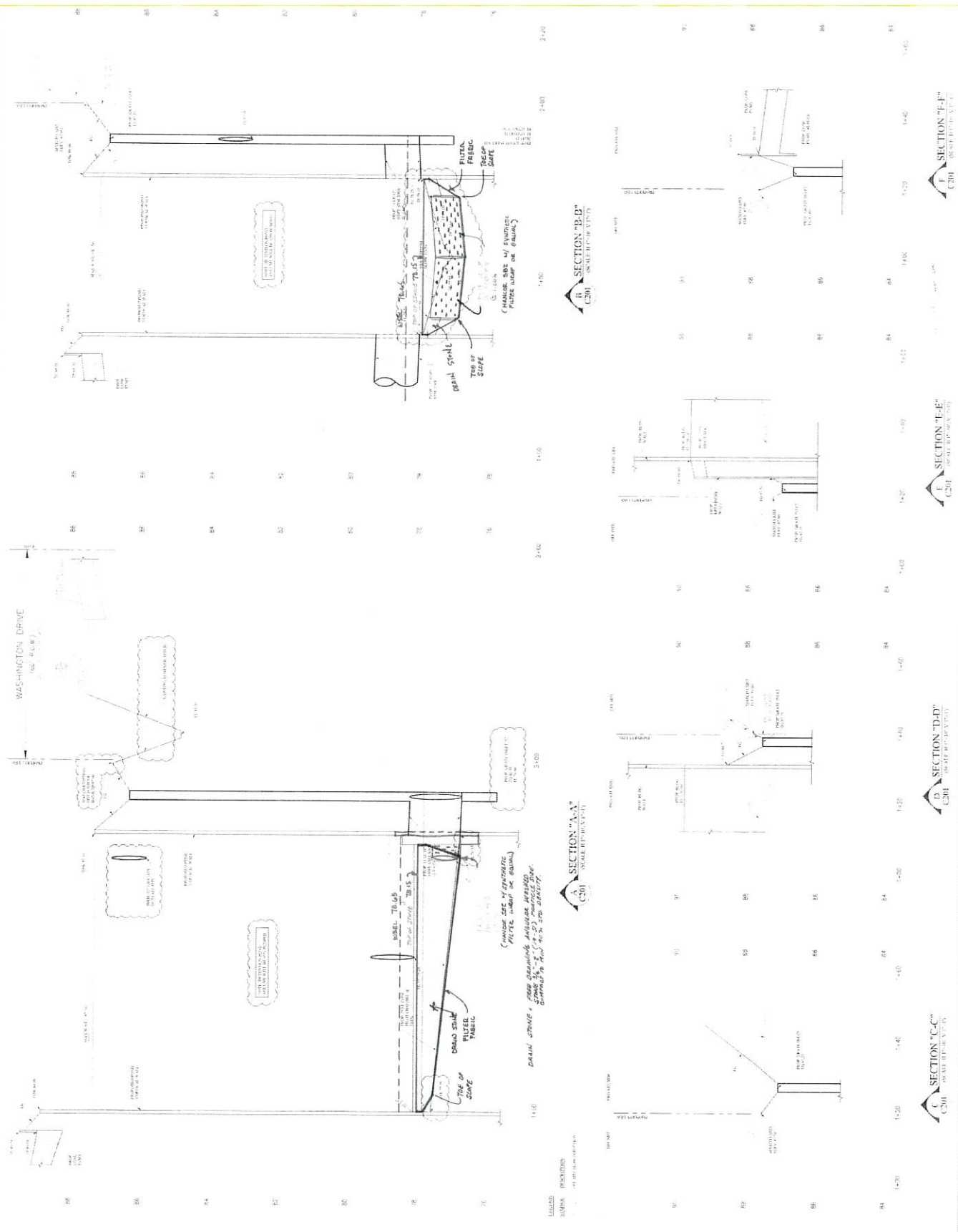
**S & G CONSULTING**  
CONSULTANTS, LLC  
10000 WESTHELIAN DRIVE, SUITE 200  
HOUSTON, TEXAS 77036  
713.465.1100  
www.sandgconsulting.com

**DESIGN TEAM**

ARCHITECTURAL: HARTMAN ARCHITECTS  
MECHANICAL: HOK  
ELECTRICAL: HOK  
PLUMBING: HOK  
STRUCTURAL: HOK  
MECHANICAL/ELECTRICAL/PLUMBING: HOK  
LANDSCAPE ARCHITECTURE: HOK  
CIVIL ENGINEERING: HOK

**HC ESD 1 - EMERGENCY MEDICAL STATION 96**  
2947 WASHINGTON DRIVE  
HOUSTON, TEXAS 77038  
HARRIS COUNTY EMERGENCY SERVICES DISTRICT NO. 1

PROJECT No: MA 22026-00  
DATE: 07/27/2022  
ISSUE: 02  
ISSUED FOR: PERMITS  
ISSUED BY: S&G CONSULTING  
REVISIONS:  
01: 07/27/2022: ISSUED FOR PERMITS  
02: 07/27/2022: ISSUED FOR PERMITS





**HCESD No 1 Monthly Financial Report Summary**  
**August Board Meeting**  
**Tuesday, September 24, 2024**



At the beginning of August, the Harris County Emergency Services District No 1 (HCESD No 1) beginning Operating Fund Balance was \$18,536,189. During the month, HCESD No 1 received \$145,361 in revenue – the majority of which came from TexPool Interest. HCESD No 1 processed \$1,998,269 in disbursements during the month. 96% of this balance is payments to HCEC for monthly services (\$1,669,951) and to Construction Masters (\$244,861) for Building Improvements. The ending balance as of August 31, 2024 is \$16,683,280.

During August, the opening balance for the Texas Class Prime Investment account was \$18,484,334. We received \$41,054 from the general texpool account, \$40,873 from the Gov HCESD#1 account, and \$409 from the Gov Capital Project account. The ending interest rate was 5.4314% for Texas Class Prime and 5.2539% for Texas Class Gov. The ending balance for August was \$16,566,669. See page 3 for the “Investment” Report.

The invoices pending board approval total \$2,307,162 See page 4 for “Unpaid Bills Detail” report.

APPROVED  
Harris County ESD #1  
Board of Commissioners

SEP 24 2024

President:   
Secretary: 

**Harris County ESD No 1  
General Operating Fund  
As of August 31, 2024**

**General Operating Fund**

**BEGINNING BALANCE:** 18,536,188.84

**REVENUE**

|                      |           |                                 |                   |
|----------------------|-----------|---------------------------------|-------------------|
| Deposits             | 62,839.14 | Tax and Receivable Revenue      |                   |
| Interest             | 186.29    | Savings Interest                |                   |
| Interest             | 41,054.08 | Texpool Interest                |                   |
| Interest             | 40,872.50 | Texpool Interest - Gov HCESD#1  |                   |
| Interest             | 408.54    | Texpool Interest - Gov Cap Proj |                   |
| <b>Total Revenue</b> |           |                                 | <b>145,360.55</b> |

**DISBURSEMENTS**

|                            |                                    |              |                            |
|----------------------------|------------------------------------|--------------|----------------------------|
| ACH                        | Shirley Reed                       | 1,200.00     | Commissioner Reimbursement |
| ACH                        | Caryn Papantonakis                 | 6,000.00     | Legal                      |
| ACH                        | AG CM Inc                          | 15,549.50    | Project Management         |
| ACH                        | Construction Masters               | 244,861.41   | Building Improvements      |
| ACH                        | VFIS                               | 1,112.00     | Insurance                  |
| ACH                        | HCEC                               | 1,669,950.69 | Monthly Payment            |
| ACH                        | Oak Interactive LLC                | 450.00       | Website Maint              |
| ACH                        | Victor Insurance                   | 520.00       | Insurance                  |
| ACH                        | Harris Central Appriaisal District | 50,341.00    | 4th Quarter Pmt            |
| ACH                        | EquiTax                            | 3,200.00     | 2023 Annual tax            |
| ACH                        | Radcliff Bobbitt Adams             | 90.00        | Legal                      |
| ACH                        | The Morton Accounting Services     | 4,994.32     | CPA                        |
| <b>Total Disbursements</b> |                                    |              | <b>1,998,268.92</b>        |

**ENDING BALANCE:** **16,683,280.47**

**8/31/2024**

**Balance**

**LOCATION OF ASSETS**

|                                |              |
|--------------------------------|--------------|
| Prosperity Operating           | 5,716.05     |
| Prosperity Money Mkt           | 110,895.20   |
| Texas Class                    | 8,945,934.78 |
| Texas Class - Capital Projects | -            |
| Texas Class - Gov HCESD#1      | 7,528,709.09 |
| Texas Class - Gov Cap Proj     | 92,025.35    |

**Total Account Balance** **16,683,280.47**

Harris County Emergency Services District #1  
 Quarterly Investment Report  
 Monthly Fiscal Year 2024  
 August 31, 2024

| Trans Date |               | Capital Project | PRIME           | HCESD#1         | Capital Project | TOTAL            |
|------------|---------------|-----------------|-----------------|-----------------|-----------------|------------------|
|            |               | Texas Class     | Texas Class     | Texas Class GOV | Texas Class GOV |                  |
| 8/1/2024   | Beg. Balance  | \$ (0.00)       | \$ 8,904,880.70 | \$ 9,487,836.59 | \$ 91,616.81    | \$ 18,484,334.10 |
|            |               |                 |                 |                 |                 |                  |
|            |               |                 | -               |                 | -               | -                |
| 8/31/2024  | Withdrawal    |                 | -               | -               | -               | -                |
| 8/31/2024  | Transfer      |                 |                 | -               | -               |                  |
| 8/26/2024  | Withdrawal    | -               | -               | (2,000,000.00)  | -               | (2,000,000.00)   |
| 8/31/2024  | Class 5.4314% | -               | 41,054.08       |                 | -               | 41,054.08        |
| 8/31/2024  | Gov 5.2539%   |                 |                 | 40,872.50       | 408.54          | 41,281.04        |
|            |               |                 |                 |                 |                 |                  |
|            |               |                 |                 |                 |                 |                  |
| 8/31/2024  | End Balance   | \$ (0.00)       | \$ 8,945,934.78 | \$ 7,528,709.09 | \$ 92,025.35    | \$ 16,566,669.22 |

The investments for the District for the period are in compliance with the Public Funds Investment Act, the District's investment policy and the District's investment strategy.

11:45 AM

09/18/24

**Harris County ESD No. 1 - GOF  
Unpaid Bills Detail  
As of September 18, 2024**

| <u>Type</u>                                  | <u>Date</u> | <u>Num</u>           | <u>Memo</u>                                             | <u>Due Date</u> | <u>Open Balance</u>               |
|----------------------------------------------|-------------|----------------------|---------------------------------------------------------|-----------------|-----------------------------------|
| <b>Caryn Papantonakis</b>                    |             |                      |                                                         |                 |                                   |
| Bill                                         | 09/11/2024  |                      | Legal Fees                                              | 09/21/2024      | 6,000.00                          |
| Total Caryn Papantonakis                     |             |                      |                                                         |                 | 6,000.00                          |
| <b>Construction Masters of Houston, Inc.</b> |             |                      |                                                         |                 |                                   |
| Bill                                         | 08/31/2024  | Pay Request 18-93&96 | Pay Request 18 - Total Contract \$302,500 AUG 2024      | 09/10/2024      | 4,101.00                          |
| Bill                                         | 08/31/2024  | Pay App 012 Const    | Pay App 012 93 & 96 Construction Phase AUGUST 2024      | 09/10/2024      | 324,414.02                        |
| Total Construction Masters of Houston, Inc.  |             |                      |                                                         |                 | 328,515.02                        |
| <b>HCEC</b>                                  |             |                      |                                                         |                 |                                   |
| Bill                                         | 08/31/2024  | 03039                | August 2024                                             | 09/10/2024      | 1,844,213.43                      |
| Total HCEC                                   |             |                      |                                                         |                 | 1,844,213.43                      |
| <b>Mount Houston Road MUD</b>                |             |                      |                                                         |                 |                                   |
| Bill                                         | 07/31/2024  | Design Costs         | Design Costs                                            | 08/10/2024      | 122,020.00                        |
| Total Mount Houston Road MUD                 |             |                      |                                                         |                 | 122,020.00                        |
| <b>Oak Interactive, LLC</b>                  |             |                      |                                                         |                 |                                   |
| Bill                                         | 08/31/2024  | 14076                | Monthly Website Maintenance - August 2024               | 09/10/2024      | 450.00                            |
| Total Oak Interactive, LLC                   |             |                      |                                                         |                 | 450.00                            |
| <b>Pete Serna</b>                            |             |                      |                                                         |                 |                                   |
| Bill                                         | 09/01/2024  | AUG 2024 Mtg Reimb   | Commissioner Reimbursement - May, June, July, & Augu... | 09/11/2024      | 1,000.00                          |
| Total Pete Serna                             |             |                      |                                                         |                 | 1,000.00                          |
| <b>The Morton Accounting Services</b>        |             |                      |                                                         |                 |                                   |
| Bill                                         | 08/31/2024  | 2610                 | AUGUST CPA Services                                     | 09/10/2024      | 4,963.41                          |
| Total The Morton Accounting Services         |             |                      |                                                         |                 | 4,963.41                          |
| <b>TOTAL</b>                                 |             |                      |                                                         |                 | <b><u><u>2,307,161.86</u></u></b> |



## Harris County ESD No. 1 - GOF Profit & Loss Budget vs. Actual January through August 2024

|                                                        | Jan - Aug 24  | Budget        | \$ Over Budget | % of Budget |
|--------------------------------------------------------|---------------|---------------|----------------|-------------|
| <b>Ordinary Income/Expense</b>                         |               |               |                |             |
| <b>Income</b>                                          |               |               |                |             |
| <b>41000 · Service Revenue</b>                         |               |               |                |             |
| 41100 · HCEC Ambulance Lease Revenue                   | 56,000.00     | 84,000.00     | -28,000.00     | 66.7%       |
| 41200 · HCEC Property Lease Revenue                    | 364,424.00    | 546,636.00    | -182,212.00    | 66.7%       |
| <b>Total 41000 · Service Revenue</b>                   | 420,424.00    | 630,636.00    | -210,212.00    | 66.7%       |
| <b>42000 · Tax Revenues</b>                            |               |               |                |             |
| 42100 · Penalty & Interest                             | 172,494.54    | 200,000.00    | -27,505.46     | 86.2%       |
| 42300 · Tax Revenue                                    | 4,277,776.39  | 23,259,521.00 | -18,981,744.61 | 18.4%       |
| <b>Total 42000 · Tax Revenues</b>                      | 4,450,270.93  | 23,459,521.00 | -19,009,250.07 | 19.0%       |
| <b>43000 · Other Income</b>                            |               |               |                |             |
| 43100 · Miscellaneous Income                           | 75,556.13     | 5,000.00      | 70,556.13      | 1,511.1%    |
| 43150 · Proceeds from Sale of Asset                    | 0.00          | 2,000.00      | -2,000.00      | 0.0%        |
| 43200 · Donations & Contributions                      | 43,430.47     | 12,000.00     | 31,430.47      | 361.9%      |
| 43500 · Training & Education                           | 0.00          | 2,000.00      | -2,000.00      | 0.0%        |
| 43550 · Interest Earned on Checking                    | 48,515.45     | 46,800.00     | 1,715.45       | 103.7%      |
| 43700 · Interest Earned on Temp. Invest                | 777,708.82    | 750,000.00    | 27,708.82      | 103.7%      |
| <b>Total 43000 · Other Income</b>                      | 945,210.87    | 817,800.00    | 127,410.87     | 115.6%      |
| <b>Total Income</b>                                    | 5,815,905.80  | 24,907,957.00 | -19,092,051.20 | 23.3%       |
| <b>Gross Profit</b>                                    | 5,815,905.80  | 24,907,957.00 | -19,092,051.20 | 23.3%       |
| <b>Expense</b>                                         |               |               |                |             |
| <b>143502 · Commissions Paid from Levy</b>             | 43,124.21     | 75,000.00     | -31,875.79     | 57.5%       |
| <b>162800 · Facilities &amp; Equipment (DNU)</b>       |               |               |                |             |
| 162805 · Furniture/Equip - Non-Asset                   | 0.00          | 20,000.00     | -20,000.00     | 0.0%        |
| 162840 · Equip Rental & Maintenance                    | 0.00          | 25,000.00     | -25,000.00     | 0.0%        |
| <b>Total 162800 · Facilities &amp; Equipment (DNU)</b> | 0.00          | 45,000.00     | -45,000.00     | 0.0%        |
| <b>170000 · Capital Purchases</b>                      |               |               |                |             |
| 17001 · Vehicles                                       | 0.00          | 565,000.00    | -565,000.00    | 0.0%        |
| 17002 · Buildings                                      | 0.00          | 6,500,000.00  | -6,500,000.00  | 0.0%        |
| <b>Total 170000 · Capital Purchases</b>                | 0.00          | 7,065,000.00  | -7,065,000.00  | 0.0%        |
| <b>50000 · Commissioner Salaries and Wages</b>         |               |               |                |             |
| 50250 · Commissioner Reimbursement                     | 22,200.00     | 36,000.00     | -13,800.00     | 61.7%       |
| <b>Total 50000 · Commissioner Salaries and Wag...</b>  | 22,200.00     | 36,000.00     | -13,800.00     | 61.7%       |
| <b>51000 · HCEC Program Expense</b>                    |               |               |                |             |
| 51100 · HCEC Contract Expense                          | 12,962,482.99 | 22,521,140.16 | -9,558,657.17  | 57.6%       |
| <b>Total 51000 · HCEC Program Expense</b>              | 12,962,482.99 | 22,521,140.16 | -9,558,657.17  | 57.6%       |
| <b>52000 · Contract Services (DNU)</b>                 |               |               |                |             |
| 52100 · Accounting Fees                                | 40,987.06     | 55,000.00     | -14,012.94     | 74.5%       |
| 52200 · Audit Fees                                     | 21,900.00     | 23,000.00     | -1,100.00      | 95.2%       |
| 52300 · Legal Fees                                     | 48,000.00     | 72,000.00     | -24,000.00     | 66.7%       |
| 52350 · Outside Contract Services                      | 123,091.80    | 100,000.00    | 23,091.80      | 123.1%      |
| 52550 · Election Expense                               | 8,964.75      | 10,000.00     | -1,035.25      | 89.6%       |
| <b>Total 52000 · Contract Services (DNU)</b>           | 242,943.61    | 260,000.00    | -17,056.39     | 93.4%       |
| <b>53000 · Operations (DNU)</b>                        |               |               |                |             |
| 53150 · Dues & Subscriptions                           | 4,700.00      | 14,000.00     | -9,300.00      | 33.6%       |
| 53200 · Postage                                        | 0.00          | 300.00        | -300.00        | 0.0%        |
| 53250 · Computer/Software Support                      | 866.92        | 1,000.00      | -133.08        | 86.7%       |
| 53300 · Printing & Copying                             | 42.00         | 250.00        | -208.00        | 16.8%       |
| 53350 · Legal Notices & Filing Fees                    | 0.00          | 13,000.00     | -13,000.00     | 0.0%        |
| 53400 · Office Supplies                                | 54.20         | 1,000.00      | -945.80        | 5.4%        |
| <b>Total 53000 · Operations (DNU)</b>                  | 5,663.12      | 29,550.00     | -23,886.88     | 19.2%       |

## Harris County ESD No. 1 - GOF Profit & Loss Budget vs. Actual January through August 2024

|                                                 | Jan - Aug 24         | Budget               | \$ Over Budget        | % of Budget  |
|-------------------------------------------------|----------------------|----------------------|-----------------------|--------------|
| <b>54000 · General and Admin Expenses</b>       |                      |                      |                       |              |
| 54150 · Insurance - Gen Liab-Err & Omis         | 91,079.00            | 77,000.00            | 14,079.00             | 118.3%       |
| 54200 · Insurance - Treasurer's Bond            | 520.00               | 2,000.00             | -1,480.00             | 26.0%        |
| 54300 · Other Costs (Contengency Funds)         | 0.00                 | 4,000.00             | -4,000.00             | 0.0%         |
| 54400 · HCAD Qtr Expenses                       | 99,699.00            | 160,000.00           | -60,301.00            | 62.3%        |
| 54450 · Depreciation Expense                    | 0.00                 | 2,750,000.00         | -2,750,000.00         | 0.0%         |
| 54500 · Bad Debt Expence-Taxes                  | 0.00                 | 0.00                 | 0.00                  | 0.0%         |
| 54600 · Travel & Meetings                       | 116.70               | 10,000.00            | -9,883.30             | 1.2%         |
| 54650 · Conference, Conven & Meetings           | 1,475.00             | 6,000.00             | -4,525.00             | 24.6%        |
| 54700 · Travel/Lodging                          | 1,336.44             | 10,000.00            | -8,663.56             | 13.4%        |
| 54800 · Repairs & Maintenance (DNU)             | 0.00                 | 10,000.00            | -10,000.00            | 0.0%         |
| <b>Total 54000 · General and Admin Expenses</b> | <b>194,226.14</b>    | <b>3,029,000.00</b>  | <b>-2,834,773.86</b>  | <b>6.4%</b>  |
| <b>60000 · Interest Expense</b>                 | <b>32,750.23</b>     | <b>154,280.00</b>    | <b>-121,529.77</b>    | <b>21.2%</b> |
| <b>61000 · Loan Costs</b>                       | <b>0.00</b>          | <b>1,037,000.00</b>  | <b>-1,037,000.00</b>  | <b>0.0%</b>  |
| <b>Total Expense</b>                            | <b>13,503,390.30</b> | <b>34,251,970.16</b> | <b>-20,748,579.86</b> | <b>39.4%</b> |
| <b>Net Ordinary Income</b>                      | <b>-7,687,484.50</b> | <b>-9,344,013.16</b> | <b>1,656,528.66</b>   | <b>82.3%</b> |
| <b>Other Income/Expense</b>                     |                      |                      |                       |              |
| <b>Other Income</b>                             |                      |                      |                       |              |
| 71000 · Gain/Loss on Sale of Asset              | 0.00                 | 2,000.00             | -2,000.00             | 0.0%         |
| <b>Total Other Income</b>                       | <b>0.00</b>          | <b>2,000.00</b>      | <b>-2,000.00</b>      | <b>0.0%</b>  |
| <b>Net Other Income</b>                         | <b>0.00</b>          | <b>2,000.00</b>      | <b>-2,000.00</b>      | <b>0.0%</b>  |
| <b>Net Income</b>                               | <b>-7,687,484.50</b> | <b>-9,342,013.16</b> | <b>1,654,528.66</b>   | <b>82.3%</b> |

**Harris County ESD No. 1 - GOF**  
**Balance Sheet Prev Year Comparison**  
As of August 31, 2024

|                                                   | Aug 31, 24           | Aug 31, 23           | \$ Change            | % Change      |
|---------------------------------------------------|----------------------|----------------------|----------------------|---------------|
| <b>ASSETS</b>                                     |                      |                      |                      |               |
| <b>Current Assets</b>                             |                      |                      |                      |               |
| <b>Checking/Savings</b>                           |                      |                      |                      |               |
| 11000 · Prosperity Operating Account              | 5,716.05             | 12,056.85            | -6,340.80            | -52.6%        |
| 11050 · Prosperity Money Mkt                      | 110,895.20           | 251,300.70           | -140,405.50          | -55.9%        |
| 11350 · Texas Class Investment                    | 8,945,934.78         | 6,956,613.48         | 1,989,321.30         | 28.6%         |
| 11351 · Texas Class Capital Projects              | 0.00                 | 3,113,500.60         | -3,113,500.60        | -100.0%       |
| 11352 · Texas Class Gov HCESD#1                   | 7,528,709.09         | 7,002,979.50         | 525,729.59           | 7.5%          |
| 11353 · TexasClass Gov Capital Projects           | 92,025.35            | 3,101,319.50         | -3,009,294.15        | -97.0%        |
| <b>Total Checking/Savings</b>                     | <b>16,683,280.47</b> | <b>20,437,770.63</b> | <b>-3,754,490.16</b> | <b>-18.4%</b> |
| <b>Accounts Receivable</b>                        |                      |                      |                      |               |
| 11001 · *Accounts Receivable                      | 11.57                | 11.57                | 0.00                 | 0.0%          |
| <b>Total Accounts Receivable</b>                  | <b>11.57</b>         | <b>11.57</b>         | <b>0.00</b>          | <b>0.0%</b>   |
| <b>Other Current Assets</b>                       |                      |                      |                      |               |
| <b>11500 · Accounts Receivable</b>                |                      |                      |                      |               |
| 11510 · Current Taxes Receivables                 | 5,285,200.45         | 7,962,794.07         | -2,677,593.62        | -33.6%        |
| 11520 · Delinquent Taxes Receivable               | 2,118,246.49         | 1,923,610.35         | 194,636.14           | 10.1%         |
| 11590 · Allowance Doubtful Accts-Tax              | -1,803,020.00        | -1,603,020.00        | -200,000.00          | -12.5%        |
| 11500 · Accounts Receivable - Other               | 17,125.50            | 17,125.50            | 0.00                 | 0.0%          |
| <b>Total 11500 · Accounts Receivable</b>          | <b>5,617,552.44</b>  | <b>8,300,509.92</b>  | <b>-2,682,957.48</b> | <b>-32.3%</b> |
| <b>11600 · Fees for Services Receivable</b>       |                      |                      |                      |               |
| 11610 · Service Fee Receivable                    | 63,984,734.72        | 63,984,734.72        | 0.00                 | 0.0%          |
| 11650 · Allowance for Bad Debt                    | -63,984,734.72       | -63,984,734.72       | 0.00                 | 0.0%          |
| <b>Total 11600 · Fees for Services Receivable</b> | <b>0.00</b>          | <b>0.00</b>          | <b>0.00</b>          | <b>0.0%</b>   |
| <b>11800 · Prepaid Expense</b>                    |                      |                      |                      |               |
| 11810 · Prepaid Other                             | 106,067.09           | 122,378.95           | -16,311.86           | -13.3%        |
| <b>Total 11800 · Prepaid Expense</b>              | <b>106,067.09</b>    | <b>122,378.95</b>    | <b>-16,311.86</b>    | <b>-13.3%</b> |
| <b>11900 · Lease Receivable</b>                   |                      |                      |                      |               |
|                                                   | 2,432,248.45         | 3,011,399.00         | -579,150.55          | -19.2%        |
| <b>Total Other Current Assets</b>                 | <b>8,155,867.98</b>  | <b>11,434,287.87</b> | <b>-3,278,419.89</b> | <b>-28.7%</b> |
| <b>Total Current Assets</b>                       | <b>24,839,160.02</b> | <b>31,872,070.07</b> | <b>-7,032,910.05</b> | <b>-22.1%</b> |
| <b>Fixed Assets</b>                               |                      |                      |                      |               |
| <b>15000 · Vehicle Assets</b>                     |                      |                      |                      |               |
| 15010 · Vehicles                                  | 3,366,564.18         | 3,885,519.02         | -518,954.84          | -13.4%        |
| 15020 · Vehicles on Order                         | 181,704.00           | 98,648.50            | 83,055.50            | 84.2%         |
| <b>Total 15000 · Vehicle Assets</b>               | <b>3,548,268.18</b>  | <b>3,984,167.52</b>  | <b>-435,899.34</b>   | <b>-10.9%</b> |
| <b>16000 · Land</b>                               |                      |                      |                      |               |
| 16010 · Land- 1620 Isom Property                  | 235,546.58           | 235,546.58           | 0.00                 | 0.0%          |
| 16020 · Land- Fallbrook Property                  | 30,809.15            | 30,809.15            | 0.00                 | 0.0%          |
| 16030 · Land- Old Humble Rd Property              | 117,980.67           | 117,980.67           | 0.00                 | 0.0%          |
| 16040 · Land- 2800 Aldine Bender                  | 309,467.00           | 309,467.00           | 0.00                 | 0.0%          |
| 16000 · Land - Other                              | 1,060,779.93         | 1,060,779.93         | 0.00                 | 0.0%          |
| <b>Total 16000 · Land</b>                         | <b>1,754,583.33</b>  | <b>1,754,583.33</b>  | <b>0.00</b>          | <b>0.0%</b>   |
| <b>17000 · Furniture and Equipment</b>            |                      |                      |                      |               |
| 17010 · Off. & Maint Equipment                    | 1,502,065.10         | 1,502,065.10         | 0.00                 | 0.0%          |
| 17020 · Medical Equipment                         | 3,879,620.69         | 3,879,620.69         | 0.00                 | 0.0%          |
| 17030 · Software & License Agreements             | 70,320.84            | 70,320.84            | 0.00                 | 0.0%          |
| 17040 · Furniture & Fixtures                      | 247,256.48           | 247,256.48           | 0.00                 | 0.0%          |
| 17050 · Communication Cntr New Station            | 473,980.26           | 473,980.26           | 0.00                 | 0.0%          |
| 17000 · Furniture and Equipment - Other           | 14,850.00            | 14,850.00            | 0.00                 | 0.0%          |
| <b>Total 17000 · Furniture and Equipment</b>      | <b>6,188,093.37</b>  | <b>6,188,093.37</b>  | <b>0.00</b>          | <b>0.0%</b>   |

**Harris County ESD No. 1 - GOF**  
**Balance Sheet Prev Year Comparison**  
**As of August 31, 2024**

|                                                | Aug 31, 24            | Aug 31, 23            | \$ Change            | % Change      |
|------------------------------------------------|-----------------------|-----------------------|----------------------|---------------|
| <b>18000 · Building and Improvements</b>       |                       |                       |                      |               |
| 18010 · 1620 Isom Admin Bldg                   | 488,507.62            | 488,507.62            | 0.00                 | 0.0%          |
| 18020 · 2800 Aldine Bender Bldg                | 5,810,117.91          | 5,810,117.91          | 0.00                 | 0.0%          |
| 18030 · 7710 Fallbrook Station                 | 476,537.75            | 476,537.75            | 0.00                 | 0.0%          |
| 18040 · 10512 Airline Station                  | 238,339.00            | 238,339.00            | 0.00                 | 0.0%          |
| 18050 · 6310 Aldine Bender Station             | 523,695.00            | 523,695.00            | 0.00                 | 0.0%          |
| 18060 · Station #92                            | 3,761,643.25          | 3,761,643.25          | 0.00                 | 0.0%          |
| 18061 · Station #93                            | 2,747,931.73          | 64,497.30             | 2,683,434.43         | 4,160.5%      |
| 18070 · Station #94                            | 2,856,734.31          | 2,856,734.31          | 0.00                 | 0.0%          |
| 18080 · Station #97                            | 1,989,080.11          | 1,989,080.11          | 0.00                 | 0.0%          |
| 18090 · Station #96                            | 3,186,760.79          | 66,244.25             | 3,120,516.54         | 4,710.6%      |
| 18000 · Building and Improvements - Other      | 607,187.08            | 289,625.00            | 317,562.08           | 109.7%        |
| <b>Total 18000 · Building and Improvements</b> | <b>22,686,534.55</b>  | <b>16,565,021.50</b>  | <b>6,121,513.05</b>  | <b>37.0%</b>  |
| <b>19000 · Accumulated Depreciation</b>        | <b>-14,865,691.77</b> | <b>-13,501,730.11</b> | <b>-1,363,961.66</b> | <b>-10.1%</b> |
| <b>Total Fixed Assets</b>                      | <b>19,311,787.66</b>  | <b>14,990,135.61</b>  | <b>4,321,652.05</b>  | <b>28.8%</b>  |
| <b>Other Assets</b>                            |                       |                       |                      |               |
| 19500 · Call Center License                    |                       |                       |                      |               |
| 19550 · Old Comm Center Other                  | 800,000.00            | 800,000.00            | 0.00                 | 0.0%          |
| <b>Total 19500 · Call Center License</b>       | <b>800,000.00</b>     | <b>800,000.00</b>     | <b>0.00</b>          | <b>0.0%</b>   |
| <b>Total Other Assets</b>                      | <b>800,000.00</b>     | <b>800,000.00</b>     | <b>0.00</b>          | <b>0.0%</b>   |
| <b>TOTAL ASSETS</b>                            | <b>44,950,947.68</b>  | <b>47,662,205.68</b>  | <b>-2,711,258.00</b> | <b>-5.7%</b>  |
| <b>LIABILITIES &amp; EQUITY</b>                |                       |                       |                      |               |
| <b>Liabilities</b>                             |                       |                       |                      |               |
| <b>Current Liabilities</b>                     |                       |                       |                      |               |
| <b>Accounts Payable</b>                        |                       |                       |                      |               |
| 20000 · Accounts Payable                       | 2,322,493.26          | 3,468,819.58          | -1,146,326.32        | -33.1%        |
| 20050 · Unclaimed Property                     | 354.35                | 354.35                | 0.00                 | 0.0%          |
| <b>Total Accounts Payable</b>                  | <b>2,322,847.61</b>   | <b>3,469,173.93</b>   | <b>-1,146,326.32</b> | <b>-33.0%</b> |
| <b>Other Current Liabilities</b>               |                       |                       |                      |               |
| 22000 · Accrued Expenses                       |                       |                       |                      |               |
| 22200 · Interest Payable                       | 18,881.84             | 20,960.98             | -2,079.14            | -9.9%         |
| <b>Total 22000 · Accrued Expenses</b>          | <b>18,881.84</b>      | <b>20,960.98</b>      | <b>-2,079.14</b>     | <b>-9.9%</b>  |
| 22500 · Deferred inflow of res - Leases        | 2,410,731.95          | 3,013,415.00          | -602,683.05          | -20.0%        |
| 23000 · Other Payables                         |                       |                       |                      |               |
| 23020 · Deferred Taxes                         | 23,289,026.47         | 21,741,888.75         | 1,547,137.72         | 7.1%          |
| <b>Total 23000 · Other Payables</b>            | <b>23,289,026.47</b>  | <b>21,741,888.75</b>  | <b>1,547,137.72</b>  | <b>7.1%</b>   |
| 24000 · Current Notes Payable                  |                       |                       |                      |               |
| 24050 · Government Capital Debt                | 232,707.35            | 229,483.34            | 3,224.01             | 1.4%          |
| 24055 · Government Capital Debt 2021           | 572,330.45            | 561,934.67            | 10,395.78            | 1.9%          |
| <b>Total 24000 · Current Notes Payable</b>     | <b>805,037.80</b>     | <b>791,418.01</b>     | <b>13,619.79</b>     | <b>1.7%</b>   |
| <b>Total Other Current Liabilities</b>         | <b>26,523,678.06</b>  | <b>25,567,682.74</b>  | <b>955,995.32</b>    | <b>3.7%</b>   |
| <b>Total Current Liabilities</b>               | <b>28,846,525.67</b>  | <b>29,036,856.67</b>  | <b>-190,331.00</b>   | <b>-0.7%</b>  |
| <b>Long Term Liabilities</b>                   |                       |                       |                      |               |
| 25000 · Long Term Debt                         |                       |                       |                      |               |
| 25050 · Note Payable - Government Cap          | 4,214,808.18          | 4,678,605.25          | -463,797.07          | -9.9%         |
| 25055 · Note Payable - Govern Cap 2021         | 4,314,007.15          | 4,886,337.61          | -572,330.46          | -11.7%        |
| <b>Total 25000 · Long Term Debt</b>            | <b>8,528,815.33</b>   | <b>9,564,942.86</b>   | <b>-1,036,127.53</b> | <b>-10.8%</b> |
| <b>Total Long Term Liabilities</b>             | <b>8,528,815.33</b>   | <b>9,564,942.86</b>   | <b>-1,036,127.53</b> | <b>-10.8%</b> |
| <b>Total Liabilities</b>                       | <b>37,375,341.00</b>  | <b>38,601,799.53</b>  | <b>-1,226,458.53</b> | <b>-3.2%</b>  |

**Harris County ESD No. 1 - GOF**  
**Balance Sheet Prev Year Comparison**  
**As of August 31, 2024**

---

|                                       | <u>Aug 31, 24</u>           | <u>Aug 31, 23</u>           | <u>\$ Change</u>            | <u>% Change</u>     |
|---------------------------------------|-----------------------------|-----------------------------|-----------------------------|---------------------|
| <b>Equity</b>                         |                             |                             |                             |                     |
| 30000 · Opening Bal Equity            | 5,996,412.00                | 5,996,412.00                | 0.00                        | 0.0%                |
| 30100 · Unassigned Fund Balance       | 7,851,679.15                | 6,379,761.67                | 1,471,917.48                | 23.1%               |
| 30400 · Unrestricted Net Assets       | 1,415,000.03                | 1,415,000.03                | 0.00                        | 0.0%                |
| Net Income                            | -7,687,484.50               | -4,730,767.55               | -2,956,716.95               | -62.5%              |
| <b>Total Equity</b>                   | <u>7,575,606.68</u>         | <u>9,060,406.15</u>         | <u>-1,484,799.47</u>        | <u>-16.4%</u>       |
| <b>TOTAL LIABILITIES &amp; EQUITY</b> | <u><b>44,950,947.68</b></u> | <u><b>47,662,205.68</b></u> | <u><b>-2,711,258.00</b></u> | <u><b>-5.7%</b></u> |

Harris County ESD No. 1 - GOF  
**Profit & Loss Detail**  
 January through August 2024

| Type                                        | Date       | Num   | Adj | Name                     | Memo                      | Amount     |
|---------------------------------------------|------------|-------|-----|--------------------------|---------------------------|------------|
| <b>Ordinary Income/Expense</b>              |            |       |     |                          |                           |            |
| <b>Income</b>                               |            |       |     |                          |                           |            |
| <b>41000 · Service Revenue</b>              |            |       |     |                          |                           |            |
| <b>41100 · HCEC Ambulance Lease Revenue</b> |            |       |     |                          |                           |            |
| Bill                                        | 01/31/2024 | 02943 |     | HCEC                     | Master Lease for Vehicles | 7,000.00   |
| Bill                                        | 02/29/2024 | 02944 |     | HCEC                     | Master Lease for Vehicles | 7,000.00   |
| Bill                                        | 03/31/2024 | 02959 |     | HCEC                     | Master Lease for Vehicles | 7,000.00   |
| Bill                                        | 04/30/2024 | 02980 |     | HCEC                     | Master Lease for Vehicles | 7,000.00   |
| Bill                                        | 05/31/2024 | 02994 |     | HCEC                     | Master Lease for Vehicles | 7,000.00   |
| Bill                                        | 06/30/2024 | 03006 |     | HCEC                     | Master Lease for Vehicles | 7,000.00   |
| Bill                                        | 07/31/2024 | 03019 |     | HCEC                     | Master Lease for Vehicles | 7,000.00   |
| Bill                                        | 08/31/2024 | 03039 |     | HCEC                     | Master Lease for Vehicles | 7,000.00   |
| Total 41100 · HCEC Ambulance Lease Revenue  |            |       |     |                          |                           | 56,000.00  |
| <b>41200 · HCEC Property Lease Revenue</b>  |            |       |     |                          |                           |            |
| Bill                                        | 01/31/2024 | 02943 |     | HCEC                     | Original Agreement        | 45,553.00  |
| Bill                                        | 02/29/2024 | 02944 |     | HCEC                     | Original Agreement        | 45,553.00  |
| Bill                                        | 03/31/2024 | 02959 |     | HCEC                     | Original Agreement        | 45,553.00  |
| Bill                                        | 04/30/2024 | 02980 |     | HCEC                     | Original Agreement        | 45,553.00  |
| Bill                                        | 05/31/2024 | 02994 |     | HCEC                     | Original Agreement        | 45,553.00  |
| Bill                                        | 06/30/2024 | 03006 |     | HCEC                     | Original Agreement        | 45,553.00  |
| Bill                                        | 07/31/2024 | 03019 |     | HCEC                     | Original Agreement        | 45,553.00  |
| Bill                                        | 08/31/2024 | 03039 |     | HCEC                     | Original Agreement        | 45,553.00  |
| Total 41200 · HCEC Property Lease Revenue   |            |       |     |                          |                           | 364,424.00 |
| Total 41000 · Service Revenue               |            |       |     |                          |                           | 420,424.00 |
| <b>42000 · Tax Revenues</b>                 |            |       |     |                          |                           |            |
| <b>42100 · Penalty &amp; Interest</b>       |            |       |     |                          |                           |            |
| Dep...                                      | 01/11/2024 |       |     | Harris County Tax Office | P&I                       | 0.00       |
| Dep...                                      | 01/11/2024 |       |     | Harris County Tax Office | Deliquent P&I             | 1,623.31   |
| Dep...                                      | 01/16/2024 |       |     | Harris County Tax Office | P&I                       | 0.00       |
| Dep...                                      | 01/16/2024 |       |     | Harris County Tax Office | Deliquent P&I             | 3,525.96   |
| Dep...                                      | 01/18/2024 |       |     | Harris County Tax Office | P&I                       | 0.00       |
| Dep...                                      | 01/18/2024 |       |     | Harris County Tax Office | Deliquent P&I             | 576.43     |
| Dep...                                      | 01/25/2024 |       |     | Harris County Tax Office | P&I                       | 0.00       |
| Dep...                                      | 01/25/2024 |       |     | Harris County Tax Office | Deliquent P&I             | 841.12     |
| Dep...                                      | 01/26/2024 |       |     | Harris County Tax Office | -MULTIPLE-                | 0.00       |
| Dep...                                      | 01/29/2024 |       |     | Harris County Tax Office | P&I                       | 0.00       |
| Dep...                                      | 01/29/2024 |       |     | Harris County Tax Office | Deliquent P&I             | 1,248.30   |
| Dep...                                      | 02/01/2024 |       |     | Harris County Tax Office | P&I                       | 0.00       |
| Dep...                                      | 02/01/2024 |       |     | Harris County Tax Office | Deliquent P&I             | 1,927.59   |
| Dep...                                      | 02/02/2024 |       |     | Harris County Tax Office | -MULTIPLE-                | 0.00       |
| Dep...                                      | 02/05/2024 |       |     | Harris County Tax Office | P&I                       | 0.00       |
| Dep...                                      | 02/05/2024 |       |     | Harris County Tax Office | Deliquent P&I             | 1,313.12   |
| Dep...                                      | 02/06/2024 |       |     | Harris County Tax Office | P&I                       | 0.00       |
| Dep...                                      | 02/06/2024 |       |     | Harris County Tax Office | Deliquent P&I             | 724.63     |
| Dep...                                      | 02/07/2024 |       |     | Harris County Tax Office | P&I                       | 0.00       |
| Dep...                                      | 02/07/2024 |       |     | Harris County Tax Office | Deliquent P&I             | 266.85     |
| Dep...                                      | 02/12/2024 |       |     | Harris County Tax Office | P&I                       | 0.00       |
| Dep...                                      | 02/12/2024 |       |     | Harris County Tax Office | Deliquent P&I             | 1,687.78   |
| Dep...                                      | 02/13/2024 |       |     | Harris County Tax Office | P&I                       | 0.00       |
| Dep...                                      | 02/13/2024 |       |     | Harris County Tax Office | Deliquent P&I             | 826.22     |
| Dep...                                      | 02/14/2024 |       |     | Harris County Tax Office | -MULTIPLE-                | 0.00       |
| Dep...                                      | 02/15/2024 |       |     | Harris County Tax Office | -MULTIPLE-                | 5,708.80   |
| Dep...                                      | 02/16/2024 |       |     | Harris County Tax Office | -MULTIPLE-                | 0.00       |
| Dep...                                      | 02/20/2024 |       |     | Harris County Tax Office | -MULTIPLE-                | 7,275.75   |
| Dep...                                      | 02/23/2024 |       |     | Harris County Tax Office | -MULTIPLE-                | 2,981.69   |
| Dep...                                      | 02/28/2024 |       |     | Harris County Tax Office | -MULTIPLE-                | 8,234.86   |
| Dep...                                      | 03/01/2024 |       |     | Harris County Tax Office | -MULTIPLE-                | 0.00       |
| Dep...                                      | 03/05/2024 |       |     | Harris County Tax Office | -MULTIPLE-                | 8,641.12   |
| Dep...                                      | 03/06/2024 |       |     | Harris County Tax Office | -MULTIPLE-                | 141.06     |
| Dep...                                      | 03/07/2024 |       |     | Harris County Tax Office | -MULTIPLE-                | 2,640.94   |
| Dep...                                      | 03/11/2024 |       |     | Harris County Tax Office | -MULTIPLE-                | 0.00       |
| Dep...                                      | 03/13/2024 |       |     | Harris County Tax Office | -MULTIPLE-                | 7,650.41   |
| Dep...                                      | 03/18/2024 |       |     | Harris County Tax Office | -MULTIPLE-                | 0.00       |
| Dep...                                      | 03/19/2024 |       |     | Harris County Tax Office | P&I                       | 0.17       |
| Dep...                                      | 03/19/2024 |       |     | Harris County Tax Office | Deliquent P&I             | 0.00       |
| Dep...                                      | 03/21/2024 |       |     | Harris County Tax Office | -MULTIPLE-                | 4,779.16   |
| Dep...                                      | 03/22/2024 |       |     | Harris County Tax Office | -MULTIPLE-                | 3,535.97   |
| Dep...                                      | 03/27/2024 |       |     | Harris County Tax Office | -MULTIPLE-                | 3,899.20   |
| Dep...                                      | 03/29/2024 |       |     | Harris County Tax Office | P&I                       | 14.17      |
| Dep...                                      | 03/29/2024 |       |     | Harris County Tax Office | Deliquent P&I             | 0.00       |
| Dep...                                      | 04/03/2024 |       |     | Harris County Tax Office | -MULTIPLE-                | 8,488.91   |
| Dep...                                      | 04/04/2024 |       |     | Harris County Tax Office | -MULTIPLE-                | 246.29     |
| Dep...                                      | 04/12/2024 |       |     | Harris County Tax Office | -MULTIPLE-                | 0.00       |
| Dep...                                      | 04/17/2024 |       |     | Harris County Tax Office | -MULTIPLE-                | 12,710.61  |
| Dep...                                      | 04/22/2024 |       |     | Harris County Tax Office | -MULTIPLE-                | 0.00       |
| Dep...                                      | 04/24/2024 |       |     | Harris County Tax Office | -MULTIPLE-                | 3,344.81   |
| Dep...                                      | 04/26/2024 |       |     | Harris County Tax Office | -MULTIPLE-                | 0.00       |
| Dep...                                      | 05/01/2024 |       |     | Harris County Tax Office | -MULTIPLE-                | 5,757.99   |
| Dep...                                      | 05/03/2024 |       |     | Harris County Tax Office | -MULTIPLE-                | 109.23     |
| Dep...                                      | 05/03/2024 |       |     | Harris County Tax Office | -MULTIPLE-                | 2,651.57   |
| Dep...                                      | 05/16/2024 |       |     | Harris County Tax Office | -MULTIPLE-                | 0.00       |
| Dep...                                      | 05/23/2024 |       |     | Harris County Tax Office | -MULTIPLE-                | 13,799.47  |
| Dep...                                      | 05/31/2024 |       |     | Harris County Tax Office | -MULTIPLE-                | 3,788.69   |
| Dep...                                      | 06/05/2024 |       |     | Harris County Tax Office | -MULTIPLE-                | 4,800.43   |
| Dep...                                      | 06/06/2024 |       |     | Harris County Tax Office | -MULTIPLE-                | 106.30     |
| Dep...                                      | 06/12/2024 |       |     | Harris County Tax Office | -MULTIPLE-                | 6,981.63   |

**Harris County ESD No. 1 - GOF  
Profit & Loss Detail  
January through August 2024**

| Type                                           | Date       | Num   | Adj | Name                                 | Memo                           | Amount       |
|------------------------------------------------|------------|-------|-----|--------------------------------------|--------------------------------|--------------|
| Dep...                                         | 06/14/2024 |       |     | Harris County Tax Office             | -MULTIPLE-                     | 0.00         |
| Dep...                                         | 07/05/2024 |       |     | Harris County Tax Office             | -MULTIPLE-                     | 14,714.85    |
| Dep...                                         | 07/08/2024 |       |     | Harris County Tax Office             | -MULTIPLE-                     | 172.77       |
| Dep...                                         | 08/01/2024 |       |     | Harris County Tax Office             | P&I                            | 0.00         |
| Dep...                                         | 08/01/2024 |       |     | Harris County Tax Office             | Deliquent P&I                  | 18,680.92    |
| Dep...                                         | 08/02/2024 |       |     | Harris County Tax Office             | -MULTIPLE-                     | 0.00         |
| Dep...                                         | 08/05/2024 |       |     | Harris County Tax Office             | -MULTIPLE-                     | 0.00         |
| Dep...                                         | 08/06/2024 |       |     | Harris County Tax Office             | P&I                            | 0.00         |
| Dep...                                         | 08/06/2024 |       |     | Harris County Tax Office             | Deliquent P&I                  | 1,333.56     |
| Dep...                                         | 08/08/2024 |       |     | Harris County Tax Office             | P&I                            | 0.00         |
| Dep...                                         | 08/08/2024 |       |     | Harris County Tax Office             | Deliquent P&I                  | 4,741.90     |
| Dep...                                         | 08/09/2024 |       |     | Harris County Tax Office             | -MULTIPLE-                     | 0.00         |
| Total 42100 - Penalty & Interest               |            |       |     |                                      |                                | 172,494.54   |
| <b>42300 - Tax Revenue</b>                     |            |       |     |                                      |                                |              |
| Dep...                                         | 01/11/2024 |       |     | Harris County Tax Office             | Current Levy                   | 676,014.86   |
| Dep...                                         | 01/16/2024 |       |     | Harris County Tax Office             | Current Levy                   | 617,141.98   |
| Dep...                                         | 01/18/2024 |       |     | Harris County Tax Office             | Current Levy                   | 806,958.27   |
| Dep...                                         | 01/25/2024 |       |     | Harris County Tax Office             | Current Levy                   | 1,022,235.15 |
| Dep...                                         | 01/29/2024 |       |     | Harris County Tax Office             | Current Levy                   | 1,155,426.13 |
| Total 42300 - Tax Revenue                      |            |       |     |                                      |                                | 4,277,776.39 |
| Total 42000 - Tax Revenues                     |            |       |     |                                      |                                | 4,450,270.93 |
| <b>43000 - Other Income</b>                    |            |       |     |                                      |                                |              |
| <b>43100 - Miscellaneous Income</b>            |            |       |     |                                      |                                |              |
| Dep...                                         | 01/26/2024 |       |     | Harris County Tax Office             | Adj/Fees                       | 1,931.34     |
| Dep...                                         | 02/01/2024 |       |     | Harris County Tax Office             | Adj./Fees                      | 18,789.16    |
| Dep...                                         | 02/16/2024 |       |     | Harris County Tax Office             | Interest Jan 1 to Jan 31, 2024 | 1,202.10     |
| Dep...                                         | 03/16/2024 |       |     | Harris County Tax Office             | Adj./Fees                      | 1,365.55     |
| Dep...                                         | 04/22/2024 |       |     | Harris County Tax Office             | Adj./Fees                      | 24,666.57    |
| Dep...                                         | 04/26/2024 |       |     | Harris County Tax Office             | Adj./Fees                      | 11,973.26    |
| Dep...                                         | 05/16/2024 |       |     | Harris County Tax Office             | Adj./Fees                      | 1,417.64     |
| Dep...                                         | 06/14/2024 |       |     | Harris County Tax Office             | Adj./Fees                      | 1,795.07     |
| Dep...                                         | 08/02/2024 |       |     | Harris County Tax Office             | Adj./Fees                      | 1,399.20     |
| Dep...                                         | 08/05/2024 |       |     | Harris County Tax Office             | Adj./Fees                      | 9,593.71     |
| Dep...                                         | 08/09/2024 |       |     | Harris County Tax Office             | Adj./Fees                      | 1,422.53     |
| Total 43100 - Miscellaneous Income             |            |       |     |                                      |                                | 75,556.13    |
| <b>43200 - Donations &amp; Contributions</b>   |            |       |     |                                      |                                |              |
| Dep...                                         | 01/29/2024 | 15983 |     | Harris County Utility District No 15 | Monthly Collections            | 1,685.83     |
| Dep...                                         | 03/28/2024 |       |     | Harris County Utility District No 15 | Deposit                        | 853.99       |
| Dep...                                         | 03/28/2024 |       |     | Harris County Utility District No 15 | Deposit                        | 808.14       |
| Dep...                                         | 03/28/2024 |       |     | Harris County Utility District No 15 | Deposit                        | 1,669.04     |
| Dep...                                         | 05/17/2024 |       |     | Harris County Utility District No 15 | Deposit                        | 830.70       |
| Dep...                                         | 05/17/2024 |       |     | Harris County Utility District No 15 | Deposit                        | 841.20       |
| Dep...                                         | 06/06/2024 |       |     | Harris County Utility District No 15 | Deposit                        | 31,031.91    |
| Dep...                                         | 06/12/2024 |       |     | Harris County Utility District No 15 | Deposit                        | 896.96       |
| Dep...                                         | 06/12/2024 |       |     | Harris County Utility District No 15 | Deposit                        | 4,000.00     |
| Dep...                                         | 08/16/2024 |       |     | Harris County Utility District No 15 | Deposit                        | 812.70       |
| Total 43200 - Donations & Contributions        |            |       |     |                                      |                                | 43,430.47    |
| <b>43550 - Interest Earned on Checking</b>     |            |       |     |                                      |                                |              |
| Dep...                                         | 01/31/2024 |       |     |                                      | Interest                       | 21,669.59    |
| Dep...                                         | 02/29/2024 |       |     |                                      | Interest                       | 16,874.75    |
| Dep...                                         | 03/31/2024 |       |     |                                      | Interest                       | 6,832.21     |
| Dep...                                         | 04/30/2024 |       |     |                                      | Interest                       | 378.66       |
| Dep...                                         | 05/31/2024 |       |     |                                      | Interest                       | 297.79       |
| Dep...                                         | 06/30/2024 |       |     |                                      | Interest                       | 775.92       |
| Dep...                                         | 07/31/2024 |       |     |                                      | Interest                       | 1,500.24     |
| Dep...                                         | 08/31/2024 |       |     |                                      | Interest                       | 186.29       |
| Total 43550 - Interest Earned on Checking      |            |       |     |                                      |                                | 48,515.45    |
| <b>43700 - Interest Earned on Temp. Invest</b> |            |       |     |                                      |                                |              |
| Dep...                                         | 01/31/2024 |       |     |                                      | Interest                       | 6,444.19     |
| Dep...                                         | 01/31/2024 |       |     |                                      | Interest                       | 14,916.15    |
| Dep...                                         | 01/31/2024 |       |     |                                      | Interest                       | 25,215.61    |
| Dep...                                         | 01/31/2024 |       |     |                                      | Interest                       | 13,789.89    |
| Dep...                                         | 02/29/2024 |       |     |                                      | Interest                       | 32,313.37    |
| Dep...                                         | 02/29/2024 |       |     |                                      | Interest                       | 13,876.56    |
| Dep...                                         | 02/29/2024 |       |     |                                      | Interest                       | 40,169.59    |
| Dep...                                         | 02/29/2024 |       |     |                                      | Interest                       | 7,292.36     |
| Dep...                                         | 03/31/2024 |       |     |                                      | Interest                       | 63,943.28    |
| Dep...                                         | 03/31/2024 |       |     |                                      | Interest                       | 13,668.03    |
| Dep...                                         | 03/31/2024 |       |     |                                      | Interest                       | 43,675.09    |
| Dep...                                         | 03/31/2024 |       |     |                                      | Interest                       | 7,843.37     |
| Dep...                                         | 04/30/2024 |       |     |                                      | Interest                       | 60,222.90    |
| Dep...                                         | 04/30/2024 |       |     |                                      | Interest                       | 7,231.41     |
| Dep...                                         | 04/30/2024 |       |     |                                      | Interest                       | 44,340.45    |
| Dep...                                         | 04/30/2024 |       |     |                                      | Interest                       | 7,621.40     |
| Dep...                                         | 05/31/2024 |       |     |                                      | Interest                       | 49,582.82    |
| Dep...                                         | 05/31/2024 |       |     |                                      | Interest                       | 4,750.71     |
| Dep...                                         | 05/31/2024 |       |     |                                      | Interest                       | 46,006.55    |
| Dep...                                         | 05/31/2024 |       |     |                                      | Interest                       | 7,907.79     |
| Dep...                                         | 06/30/2024 |       |     |                                      | Interest                       | 41,683.82    |
| Dep...                                         | 06/30/2024 |       |     |                                      | Interest                       | 3,719.98     |
| Dep...                                         | 06/30/2024 |       |     |                                      | Interest                       | 42,232.96    |

**Harris County ESD No. 1 - GOF  
Profit & Loss Detail  
January through August 2024**

| Type                                           | Date       | Num      | Adj | Name                           | Memo                                                                    | Amount        |
|------------------------------------------------|------------|----------|-----|--------------------------------|-------------------------------------------------------------------------|---------------|
| Dep...                                         | 06/30/2024 |          |     |                                | Interest                                                                | 6,859.88      |
| Dep...                                         | 07/31/2024 |          |     |                                | Interest                                                                | 43,192.05     |
| Dep...                                         | 07/31/2024 |          |     |                                | Interest                                                                | 2,042.89      |
| Dep...                                         | 07/31/2024 |          |     |                                | Interest                                                                | 39,691.53     |
| Dep...                                         | 07/31/2024 |          |     |                                | Interest                                                                | 5,139.07      |
| Dep...                                         | 08/31/2024 |          |     |                                | Interest                                                                | 41,054.08     |
| Dep...                                         | 08/31/2024 |          |     |                                | Interest                                                                | 40,872.50     |
| Dep...                                         | 08/31/2024 |          |     |                                | Interest                                                                | 408.54        |
| Total 43700 · Interest Earned on Temp. Invest  |            |          |     |                                |                                                                         | 777,708.82    |
| Total 43000 · Other Income                     |            |          |     |                                |                                                                         | 945,210.87    |
| Total Income                                   |            |          |     |                                |                                                                         | 5,815,905.80  |
| Gross Profit                                   |            |          |     |                                |                                                                         | 5,815,905.80  |
| <b>Expense</b>                                 |            |          |     |                                |                                                                         |               |
| <b>143502 - Commissions Paid from Levy</b>     |            |          |     |                                |                                                                         |               |
| Dep...                                         | 01/11/2024 |          |     | Harris County Tax Office       | Adj./Fees                                                               | 6,839.30      |
| Dep...                                         | 01/16/2024 |          |     | Harris County Tax Office       | Adj./Fees                                                               | 6,270.44      |
| Dep...                                         | 01/18/2024 |          |     | Harris County Tax Office       | Adj./Fees                                                               | 8,035.15      |
| Dep...                                         | 01/25/2024 |          |     | Harris County Tax Office       | Adj./Fees                                                               | 9,866.54      |
| Dep...                                         | 01/29/2024 |          |     | Harris County Tax Office       | Adj./Fees                                                               | 11,611.84     |
| Dep...                                         | 08/01/2024 |          |     | Harris County Tax Office       | Adj./Fees                                                               | 113.87        |
| Dep...                                         | 08/06/2024 |          |     | Harris County Tax Office       | Adj./Fees                                                               | 77.98         |
| Dep...                                         | 08/08/2024 |          |     | Harris County Tax Office       | Adj./Fees                                                               | 309.09        |
| Total 143502 · Commissions Paid from Levy      |            |          |     |                                |                                                                         | 43,124.21     |
| <b>50000 - Commissioner Salaries and Wages</b> |            |          |     |                                |                                                                         |               |
| <b>50250 - Commissioner Reimbursement</b>      |            |          |     |                                |                                                                         |               |
| Bill                                           | 01/24/2024 | JAN 2... |     | Fred A Scibuola                | JAN 24 Reimbursement                                                    | 1,200.00      |
| Bill                                           | 01/25/2024 | Reimb... |     | Shirley Reed                   | Reimbursement Request January 3- January 16, 2024                       | 800.00        |
| Bill                                           | 01/31/2024 | JAN 2... |     | Pete Serna                     | Training/Insurance Mtg/Board Mtg                                        | 600.00        |
| Bill                                           | 02/13/2024 | 2024 ... |     | Cathy Sunday_                  | Commissioner Reimbursement 2024                                         | 2,600.00      |
| Bill                                           | 02/16/2024 | FEB 2... |     | Fred A Scibuola                | FEB 24 Reimbursement                                                    | 1,000.00      |
| Bill                                           | 02/23/2024 | Reimb... |     | Shirley Reed                   | Reimbursement Request January 19- January 29, 2024                      | 800.00        |
| Bill                                           | 02/29/2024 | FEB 2... |     | Pete Serna                     | Ins Mtg/Safe-D Conf/Board Mtg                                           | 1,000.00      |
| Bill                                           | 03/19/2024 | MAR ...  |     | Fred A Scibuola                | March 24 Reimbursement                                                  | 1,200.00      |
| Bill                                           | 03/31/2024 | Reimb... |     | Shirley Reed                   | Reimbursement Request February 6- April 1, 2024                         | 1,800.00      |
| Bill                                           | 04/17/2024 | APRIL... |     | Fred A Scibuola                | April 24 Reimbursement                                                  | 1,000.00      |
| Bill                                           | 05/16/2024 | MAY ...  |     | Fred A Scibuola                | MAY 24 Reimbursement                                                    | 800.00        |
| Bill                                           | 05/31/2024 | 2024 ... |     | Virginia Bazan                 | Meeting reimbursement                                                   | 2,600.00      |
| Bill                                           | 05/31/2024 | Reimb... |     | Shirley Reed                   | Reimbursement Request April 15- May 18, 2024                            | 1,400.00      |
| Bill                                           | 06/01/2024 | APRIL... |     | Pete Serna                     | HCEC Supervisor Interview Panel/Cyber Ins review/Commissioner Board Mtg | 600.00        |
| Bill                                           | 06/13/2024 | JUNE ... |     | Fred A Scibuola                | JUNE 24 Reimbursement                                                   | 1,200.00      |
| Bill                                           | 07/22/2024 | JULY ... |     | Fred A Scibuola                | JULY 24 Reimbursement                                                   | 800.00        |
| Bill                                           | 07/22/2024 | Reimb... |     | Shirley Reed                   | Reimbursement Request June 13- July 9, 2024                             | 1,600.00      |
| Bill                                           | 08/21/2024 | Reimb... |     | Shirley Reed                   | Reimbursement Request July 11 - August 21, 2024                         | 1,200.00      |
| Total 50250 · Commissioner Reimbursement       |            |          |     |                                |                                                                         | 22,200.00     |
| Total 50000 · Commissioner Salaries and Wages  |            |          |     |                                |                                                                         | 22,200.00     |
| <b>51000 - HCEC Program Expense</b>            |            |          |     |                                |                                                                         |               |
| <b>51100 - HCEC Contract Expense</b>           |            |          |     |                                |                                                                         |               |
| Bill                                           | 01/31/2024 | 02943    |     | HCEC                           | Rate \$984.21 @ 1983 Trips less (\$453,109)                             | 1,498,579.43  |
| Bill                                           | 02/29/2024 | 02944    |     | HCEC                           | Rate \$984.21 @ 1894 Trips less (\$404,756)                             | 1,459,337.74  |
| Bill                                           | 03/31/2024 | 02959    |     | HCEC                           | Rate \$984.21 @ 2110Trips less (\$479,971.54)                           | 1,596,711.56  |
| Bill                                           | 04/30/2024 | 02980    |     | HCEC                           | Rate \$984.21 @ 2114Trips less (\$606,928.29)                           | 1,473,691.65  |
| Bill                                           | 05/31/2024 | 02994    |     | HCEC                           | Rate \$984.21 @ 2328Trips less (\$564,474)                              | 1,726,766.88  |
| Bill                                           | 06/30/2024 | 03006    |     | HCEC                           | Rate \$984.21 @ 2204Trips less (\$581,073.23)                           | 1,588,125.61  |
| Bill                                           | 07/31/2024 | 03019    |     | HCEC                           | Rate \$984.21 @ 2446 Trips less (\$684,873.97)                          | 1,722,503.69  |
| Bill                                           | 08/31/2024 | 03039    |     | HCEC                           | Rate \$984.21 @ 2568 Trips less (\$630,984.85)                          | 1,896,766.43  |
| Total 51100 · HCEC Contract Expense            |            |          |     |                                |                                                                         | 12,962,482.99 |
| Total 51000 · HCEC Program Expense             |            |          |     |                                |                                                                         | 12,962,482.99 |
| <b>52000 - Contract Services (DNU)</b>         |            |          |     |                                |                                                                         |               |
| <b>52100 - Accounting Fees</b>                 |            |          |     |                                |                                                                         |               |
| Bill                                           | 01/31/2024 | 2528     |     | The Morton Accounting Services | January CPA Services                                                    | 5,941.62      |
| Bill                                           | 02/29/2024 | 2539     |     | The Morton Accounting Services | February CPA Services                                                   | 4,907.32      |
| Bill                                           | 03/31/2024 | 2555     |     | The Morton Accounting Services | March CPA Services                                                      | 5,031.29      |
| Bill                                           | 04/30/2024 | 2560     |     | The Morton Accounting Services | April CPA Services                                                      | 4,883.75      |
| Bill                                           | 05/31/2024 | 2573     |     | The Morton Accounting Services | MAY CPA Services                                                        | 5,086.97      |
| Bill                                           | 06/30/2024 | 2588     |     | The Morton Accounting Services | JUNE CPA Services                                                       | 5,182.23      |
| Bill                                           | 07/31/2024 | 2597     |     | The Morton Accounting Services | JULY CPA Services                                                       | 4,992.22      |
| Bill                                           | 08/31/2024 | 2610     |     | The Morton Accounting Services | AUGUST CPA Services                                                     | 4,961.66      |
| Total 52100 · Accounting Fees                  |            |          |     |                                |                                                                         | 40,987.06     |
| <b>52200 - Audit Fees</b>                      |            |          |     |                                |                                                                         |               |
| Bill                                           | 04/01/2024 | 17895... |     | Carr Riggs & Ingram            | 2023 Audit Billing                                                      | 16,000.00     |
| Bill                                           | 04/30/2024 | 17952... |     | Carr Riggs & Ingram            | 2023 Final Audit Billing                                                | 5,900.00      |
| Total 52200 · Audit Fees                       |            |          |     |                                |                                                                         | 21,900.00     |
| <b>52300 - Legal Fees</b>                      |            |          |     |                                |                                                                         |               |
| Bill                                           | 01/11/2024 |          |     | Caryn Papantonakis             | Legal Fees                                                              | 6,000.00      |
| Bill                                           | 02/11/2024 |          |     | Caryn Papantonakis             | Legal Fees                                                              | 6,000.00      |
| Bill                                           | 03/11/2024 |          |     | Caryn Papantonakis             | Legal Fees                                                              | 6,000.00      |



**Harris County ESD No. 1 - GOF  
Profit & Loss Detail  
January through August 2024**

| Type                                               | Date       | Num      | Adj | Name                              | Memo                                                                         | Amount     |
|----------------------------------------------------|------------|----------|-----|-----------------------------------|------------------------------------------------------------------------------|------------|
| Bill                                               | 04/11/2024 |          |     | Caryn Papantonakis                | Legal Fees                                                                   | 6,000.00   |
| Bill                                               | 05/11/2024 |          |     | Caryn Papantonakis                | Legal Fees                                                                   | 6,000.00   |
| Bill                                               | 06/11/2024 |          |     | Caryn Papantonakis                | Legal Fees                                                                   | 6,000.00   |
| Bill                                               | 07/11/2024 |          |     | Caryn Papantonakis                | Legal Fees                                                                   | 6,000.00   |
| Bill                                               | 08/11/2024 |          |     | Caryn Papantonakis                | Legal Fees                                                                   | 6,000.00   |
| Total 52300 · Legal Fees                           |            |          |     |                                   |                                                                              | 48,000.00  |
| <b>52350 · Outside Contract Services</b>           |            |          |     |                                   |                                                                              |            |
| Bill                                               | 01/31/2024 | 11183    |     | AG CM Inc.                        | Project Management Support #93 & 96 - January 2024                           | 15,822.70  |
| Bill                                               | 02/29/2024 | 11279R   |     | AG CM Inc.                        | Project Management Support #93 & 96 - February 2024                          | 19,020.50  |
| Bill                                               | 03/31/2024 | 11379    |     | AG CM Inc.                        | Project Management Support #93 & 96 - March 2024                             | 18,246.80  |
| Bill                                               | 04/30/2024 | 11461R   |     | AG CM Inc.                        | Project Management Support #93 & 96 - April 2024                             | 20,557.30  |
| Bill                                               | 05/31/2024 | 11579    |     | AG CM Inc.                        | Project Management Support #93 & 96 - May 2024                               | 16,995.00  |
| Bill                                               | 06/30/2024 | 11670    |     | AG CM Inc.                        | Project Management Support #93 & 96 - June 2024                              | 13,700.00  |
| Bill                                               | 07/01/2024 | 61738    |     | Equifax Inc.                      | 2023 Annual Tax True Up                                                      | 3,200.00   |
| Bill                                               | 07/31/2024 | 11744    |     | AG CM Inc.                        | Project Management Support #93 & 96 - July 2024                              | 15,549.50  |
| Total 52350 · Outside Contract Services            |            |          |     |                                   |                                                                              | 123,091.80 |
| <b>52550 · Election Expense</b>                    |            |          |     |                                   |                                                                              |            |
| Bill                                               | 01/31/2024 | 218065   |     | Radcliffe Bobbitt Adams Polley    | Legal - Elections - JAN 2024                                                 | 2,085.64   |
| Bill                                               | 02/29/2024 | 218239   |     | Radcliffe Bobbitt Adams Polley    | Legal - Elections - FEB 2024                                                 | 2,568.63   |
| Bill                                               | 03/31/2024 | 218289   |     | Radcliffe Bobbitt Adams Polley    | Legal - Elections - MAR 2024                                                 | 107.10     |
| Bill                                               | 05/31/2024 | 218526   |     | Radcliffe Bobbitt Adams Polley    | Legal - Elections - MAY 2024                                                 | 1,146.81   |
| Bill                                               | 06/30/2024 | 218667   |     | Radcliffe Bobbitt Adams Polley    | Legal - Elections - JUNE 2024                                                | 2,966.57   |
| Bill                                               | 07/31/2024 | 218784   |     | Radcliffe Bobbitt Adams Polley    | Legal - Elections - JULY 2024                                                | 90.00      |
| Total 52550 · Election Expense                     |            |          |     |                                   |                                                                              | 8,964.75   |
| Total 52000 · Contract Services (DNU)              |            |          |     |                                   |                                                                              | 242,943.61 |
| <b>53000 · Operations (DNU)</b>                    |            |          |     |                                   |                                                                              |            |
| <b>53150 · Dues &amp; Subscriptions</b>            |            |          |     |                                   |                                                                              |            |
| Bill                                               | 01/31/2024 | 13858    |     | Oak Interactive, LLC              | Monthly Website Maintenance -January                                         | 450.00     |
| Bill                                               | 02/29/2024 | 13886    |     | Oak Interactive, LLC              | Monthly Website Maintenance - February                                       | 450.00     |
| Bill                                               | 03/31/2024 | 13912    |     | Oak Interactive, LLC              | Monthly Website Maintenance - March                                          | 450.00     |
| Bill                                               | 04/30/2024 | 13945    |     | Oak Interactive, LLC              | Monthly Website Maintenance - April 2024                                     | 450.00     |
| Bill                                               | 05/16/2024 | 2024 ... |     | SAFE-D                            | Safe-D Membership Renewal 2024                                               | 1,100.00   |
| Bill                                               | 06/01/2024 | 13978    |     | Oak Interactive, LLC              | Monthly Website Maintenance - May 2024                                       | 450.00     |
| Bill                                               | 06/30/2024 | 14011    |     | Oak Interactive, LLC              | Monthly Website Maintenance - June 2024                                      | 450.00     |
| Bill                                               | 07/31/2024 | 14044    |     | Oak Interactive, LLC              | Monthly Website Maintenance - July 2024                                      | 450.00     |
| Bill                                               | 08/31/2024 | 14076    |     | Oak Interactive, LLC              | Monthly Website Maintenance - August 2024                                    | 450.00     |
| Total 53150 · Dues & Subscriptions                 |            |          |     |                                   |                                                                              | 4,700.00   |
| <b>53250 · Computer/Software Support</b>           |            |          |     |                                   |                                                                              |            |
| Bill                                               | 02/29/2024 | 2539     |     | The Morton Accounting Services    | Quickbooks Annual Subscription                                               | 866.92     |
| Total 53250 · Computer/Software Support            |            |          |     |                                   |                                                                              | 866.92     |
| <b>53300 · Printing &amp; Copying</b>              |            |          |     |                                   |                                                                              |            |
| Bill                                               | 01/31/2024 | 2528     |     | The Morton Accounting Services    | Copies                                                                       | 8.75       |
| Bill                                               | 02/29/2024 | 2539     |     | The Morton Accounting Services    | Copies                                                                       | 7.35       |
| Bill                                               | 03/31/2024 | 2555     |     | The Morton Accounting Services    | Copies                                                                       | 8.40       |
| Bill                                               | 04/30/2024 | 2560     |     | The Morton Accounting Services    | Copies                                                                       | 8.40       |
| Bill                                               | 05/31/2024 | 2573     |     | The Morton Accounting Services    | Copies                                                                       | 3.50       |
| Bill                                               | 06/30/2024 | 2588     |     | The Morton Accounting Services    | Copies                                                                       | 1.75       |
| Bill                                               | 07/31/2024 | 2597     |     | The Morton Accounting Services    | Copies                                                                       | 2.10       |
| Bill                                               | 08/31/2024 | 2610     |     | The Morton Accounting Services    | Copies                                                                       | 1.75       |
| Total 53300 · Printing & Copying                   |            |          |     |                                   |                                                                              | 42.00      |
| <b>53400 · Office Supplies</b>                     |            |          |     |                                   |                                                                              |            |
| Bill                                               | 01/31/2024 | 2528     |     | The Morton Accounting Services    | 1099 Forms, Envelopes, Mailing, & E-filing                                   | 54.20      |
| Total 53400 · Office Supplies                      |            |          |     |                                   |                                                                              | 54.20      |
| Total 53000 · Operations (DNU)                     |            |          |     |                                   |                                                                              | 5,663.12   |
| <b>54000 · General and Admin Expenses</b>          |            |          |     |                                   |                                                                              |            |
| <b>54150 · Insurance - Gen Liab-Err &amp; Omis</b> |            |          |     |                                   |                                                                              |            |
| Bill                                               | 01/02/2024 | 2024-... |     | VFIS of Texas                     | HARC0-1 Insurance Coverage - 1/1/24 to 1/1/25                                | 80,713.00  |
| Bill                                               | 04/26/2024 | INV-3... |     | Cowbell Cyber, Inc                | Cyber Insurance - April 2024                                                 | 9,254.00   |
| Bill                                               | 08/01/2024 | 14169    |     | VFIS of Texas                     | HARRCOE-01 Insurance Coverage INC EXCESS LIMIT TO 5ML/10ML- 4/5/24 to 8/1/24 | 1,112.00   |
| Total 54150 · Insurance - Gen Liab-Err & Omis      |            |          |     |                                   |                                                                              | 91,079.00  |
| <b>54200 · Insurance - Treasurer's Bond</b>        |            |          |     |                                   |                                                                              |            |
| Bill                                               | 08/23/2024 | Pete ... |     | Victor Insurance Managers Inc     | 61BSBH4083- Serna                                                            | 520.00     |
| Total 54200 · Insurance - Treasurer's Bond         |            |          |     |                                   |                                                                              | 520.00     |
| <b>54400 · HCAD Qtr Expenses</b>                   |            |          |     |                                   |                                                                              |            |
| Bill                                               | 02/29/2024 | CI-00... |     | Harris Central Appraisal District | 2nd Qtr Quarterly 2024 Assessment                                            | 49,358.00  |
| Bill                                               | 08/19/2024 | CI-00... |     | Harris Central Appraisal District | 4th Qtr Quarterly 2024 Assessment                                            | 50,341.00  |
| Total 54400 · HCAD Qtr Expenses                    |            |          |     |                                   |                                                                              | 99,699.00  |
| <b>54600 · Travel &amp; Meetings</b>               |            |          |     |                                   |                                                                              |            |
| Bill                                               | 02/16/2024 | FEB 2... |     | Fred A Scibuola                   | -MULTIPLE-                                                                   | 56.60      |
| Bill                                               | 02/29/2024 | Feb 2... |     | Chase Card Services               | Gas                                                                          | 60.10      |
| Total 54600 · Travel & Meetings                    |            |          |     |                                   |                                                                              | 116.70     |

**Harris County ESD No. 1 - GOF**  
**Profit & Loss Detail**  
 January through August 2024

| Type                                             | Date       | Num      | Adj | Name                   | Memo                              | Amount               |
|--------------------------------------------------|------------|----------|-----|------------------------|-----------------------------------|----------------------|
| <b>54650 · Conference, Conven &amp; Meetings</b> |            |          |     |                        |                                   |                      |
| Bill                                             | 05/16/2024 | Confe... |     | SAFE-D                 | SAFE-D 2024 Annual Conference     | 1,475.00             |
| Total 54650 · Conference, Conven & Meetings      |            |          |     |                        |                                   | 1,475.00             |
| <b>54700 · Travel/Lodging</b>                    |            |          |     |                        |                                   |                      |
| Bill                                             | 02/29/2024 | Feb 2... |     | Chase Card Services    | Westin Hotels                     | 1,336.44             |
| Total 54700 · Travel/Lodging                     |            |          |     |                        |                                   | 1,336.44             |
| Total 54000 · General and Admin Expenses         |            |          |     |                        |                                   | 194,226.14           |
| <b>60000 · Interest Expense</b>                  |            |          |     |                        |                                   |                      |
| Bill                                             | 05/15/2024 | Loan ... |     | JPMorgan Chase Bank NA | Payment for Loan - \$6,251,874.51 | 32,750.23            |
| Total 60000 · Interest Expense                   |            |          |     |                        |                                   | 32,750.23            |
| Total Expense                                    |            |          |     |                        |                                   | 13,503,390.30        |
| Net Ordinary Income                              |            |          |     |                        |                                   | -7,687,484.50        |
| <b>Net Income</b>                                |            |          |     |                        |                                   | <b>-7,687,484.50</b> |



# AIA Document G742™ - 2015

## Application and Certificate for Payment for a Design-Build Project

**TO OWNER:** Harris Co. ESD #1  
2800 Aldine Bender Rd.  
Houston, TX 77032

**PROJECT:** HCESD #93 & 96 Construction Phase  
#93: 7710 Fallbrook, Houston, TX  
77086  
#96: 2947 Washington Ave,  
Houston, TX 77007

**FROM DESIGN-BUILDER:** Construction Masters of Houston  
P. O. Box 1587  
Pearland, TX 77588

**APPLICATION NO:** 012  
**PERIOD TO:** August 31, 2024

**Distribution to:**  
OWNER:   
ARCHITECT:   
DESIGN-BUILDER:   
FIELD:   
OTHER:

**CONTRACT FOR:** General Construction  
**CONTRACT DATE:** June 20, 2023  
**PROJECT NOS:** / 6922

### DESIGN-BUILDER'S APPLICATION FOR PAYMENT

Application is made for payment, as shown below, in connection with the Contract. AIA Document G743™, Continuation Sheet for a Design-Build Project, is attached.

|                                                                    |                |
|--------------------------------------------------------------------|----------------|
| 1. ORIGINAL CONTRACT SUM .....                                     | \$6,919,000.00 |
| 2. NET CHANGE BY CHANGE ORDERS .....                               | \$181,148.06   |
| 3. CONTRACT SUM TO DATE (Line 1 ± 2) .....                         | \$7,100,148.06 |
| 4. TOTAL COMPLETED & STORED TO DATE (Column G on G743) .....       | \$6,159,941.60 |
| 5. RETAINAGE:                                                      |                |
| a. 5.00 % of Completed Work<br>(Column D + E on G743)              | \$307,997.08   |
| b. 0 % of Stored Material<br>(Column F on G743)                    | \$0.00         |
| Total Retainage (Lines 5a + 5b or Total in Column I of G743) ..... | \$307,997.08   |
| 6. TOTAL EARNED LESS RETAINAGE .....                               | \$5,851,944.52 |
| (Line 4 Less Line 5 Total)                                         |                |
| 7. LESS PREVIOUS CERTIFICATES FOR PAYMENT .....                    | \$5,527,530.50 |
| (Line 6 from prior Certificate)                                    |                |

|                                                                   |                |
|-------------------------------------------------------------------|----------------|
| 8. CURRENT PAYMENT DUE .....                                      | \$324,414.02   |
| 9. BALANCE TO FINISH, INCLUDING RETAINAGE<br>(Line 3 less Line 6) | \$1,248,203.54 |


| CHANGE ORDER SUMMARY                               | ADDITIONS           | DEDUCTIONS         |
|----------------------------------------------------|---------------------|--------------------|
| Total changes approved in previous months by Owner | \$259,123.06        | \$77,975.00        |
| Total approved this Month                          | \$0.00              | \$0.00             |
| <b>TOTALS</b>                                      | <b>\$259,123.06</b> | <b>\$77,975.00</b> |
| NET CHANGES by Change Order                        |                     | \$181,148.06       |

The undersigned Design-Builder certifies that to the best of the Design-Builder's knowledge, information and belief the Work covered by this Application for Payment has been completed in accordance with the Design-Build Documents, that all amounts have been paid by the Design-Builder for Work for which previous Certificates for Payment were issued and payments received from the Owner, and that current payment shown herein is now due.

**DESIGN-BUILDER:** [Signature]  
By: [Signature]  
State of: Texas

Date: September 09, 2024

County of: Brazoria  
Subscribed and sworn to before me this 9<sup>th</sup> day of September, 2024



Notary Public: Marjorie Carns  
My Commission expires: September 26, 2025

### CERTIFICATE FOR PAYMENT

In accordance with the Design-Build Documents, based on the Owner's review of the Work and the data comprising this application, the Owner determines the following amount is properly due and owing to the Design-Builder.

**AMOUNT DUE** ..... \$324,414.02  
*(Attach explanation if amount certified differs from the amount applied. Initial all figures on this Application and on the Continuation Sheet that are changed to conform with the amount certified.)*  
**ARCHITECT:** [Signature]      **Date:** 09/11/2024

This Certificate is not negotiable. THE AMOUNT CERTIFIED is payable only to the Design-Builder named herein. Issuance, payment and acceptance of payment are without prejudice to any rights of the Owner or Design-Builder under this Contract.

AIA Document G742 - 2015. Copyright © 2015. All rights reserved. "The American Institute of Architects," "AIA," the AIA Logo, and "AIA Contract Documents" are trademarks of The American Institute of Architects. This document was produced at 12:13:02 ET on 09/09/2024 under Order No. 4104250254 under Order No. 4104250254 which expires on 02/13/2025. It is not for resale. It is licensed for one-time use only, and may only be used in accordance with the AIA Contract Documents' Terms of Service. To report copyright violations, e-mail docinfo@aiacontracts.com. (389ADA93)



# Document G743 - 2015

## Continuation Sheet for a Design-Build Project

AIA Document G742™, Application and Certification for Payment, containing Design-Builders signed certification is attached.

Use Column I on Contracts where variable retainage for line items may apply.

012  
 September 09, 2024  
 August 31, 2024  
 HCESD 93 & 96 Construction Phase

APPLICATION NO:  
 APPLICATION DATE:  
 PERIOD TO:  
 OWNER'S PROJECT NO:

| A    | B                                | C          | D                                 |                            | E    | F    | G                                          |                                                | H         | I    |
|------|----------------------------------|------------|-----------------------------------|----------------------------|------|------|--------------------------------------------|------------------------------------------------|-----------|------|
|      |                                  |            | FROM PREVIOUS APPLICATION (D + E) | WORK COMPLETED THIS PERIOD |      |      | MATERIALS PRESENTLY STORED (NOT IN D OR E) | TOTAL COMPLETED AND STORED TO DATE (D + E + F) |           |      |
|      | EMS Station #93                  | 0.00       | 0.00                              | 0.00                       | 0.00 | 0.00 | 0.00                                       | 0.00%                                          | 0.00      | 0.00 |
|      | Supervision / Project Management | 88,000.00  | 78,400.00                         | 4,000.00                   | 0.00 | 0.00 | 82,400.00                                  | 93.64%                                         | 5,600.00  | 0.00 |
| 1.01 | Temporary Controls               | 34,600.00  | 30,680.00                         | 1,000.00                   | 0.00 | 0.00 | 31,680.00                                  | 91.56%                                         | 2,920.00  | 0.00 |
| 1.02 | Construction Surveying           | 6,600.00   | 6,600.00                          | 0.00                       | 0.00 | 0.00 | 6,600.00                                   | 100.00%                                        | 0.00      | 0.00 |
| 1.03 | Equipment Rental                 | 6,600.00   | 4,600.00                          | 1,000.00                   | 0.00 | 0.00 | 5,600.00                                   | 84.85%                                         | 1,000.00  | 0.00 |
| 1.04 | Final Cleaning                   | 3,100.00   | 0.00                              | 0.00                       | 0.00 | 0.00 | 0.00                                       | 0.00%                                          | 3,100.00  | 0.00 |
| 1.05 | General Labor                    | 5,500.00   | 3,250.00                          | 1,250.00                   | 0.00 | 0.00 | 4,500.00                                   | 81.82%                                         | 1,000.00  | 0.00 |
| 1.06 | GL & BR Insurance                | 34,500.00  | 29,100.00                         | 1,500.00                   | 0.00 | 0.00 | 30,600.00                                  | 88.70%                                         | 3,900.00  | 0.00 |
| 1.07 | P&P Bonds                        | 42,974.00  | 42,974.00                         | 0.00                       | 0.00 | 0.00 | 42,974.00                                  | 100.00%                                        | 0.00      | 0.00 |
| 1.08 | Permits                          | 1,922.00   | 1,922.00                          | 0.00                       | 0.00 | 0.00 | 1,922.00                                   | 100.00%                                        | 0.00      | 0.00 |
| 1.09 | Site Demolition                  | 43,800.00  | 43,800.00                         | 0.00                       | 0.00 | 0.00 | 43,800.00                                  | 100.00%                                        | 0.00      | 0.00 |
| 2.01 | Earthwork                        | 93,300.00  | 90,950.00                         | 0.00                       | 0.00 | 0.00 | 90,950.00                                  | 97.48%                                         | 2,350.00  | 0.00 |
| 2.02 | Erosion Control                  | 6,300.00   | 5,204.00                          | 0.00                       | 0.00 | 0.00 | 5,204.00                                   | 82.60%                                         | 1,096.00  | 0.00 |
| 2.03 | Water Distribution               | 74,600.00  | 71,597.92                         | 0.00                       | 0.00 | 0.00 | 71,597.92                                  | 95.98%                                         | 3,002.08  | 0.00 |
| 2.04 | Sanitary Sewer                   | 25,200.00  | 23,950.00                         | 0.00                       | 0.00 | 0.00 | 23,950.00                                  | 95.04%                                         | 1,250.00  | 0.00 |
| 2.05 | Storm Drainage                   | 148,100.00 | 146,850.00                        | 0.00                       | 0.00 | 0.00 | 146,850.00                                 | 99.16%                                         | 1,250.00  | 0.00 |
| 2.06 | Paving Specialties               | 4,900.00   | 0.00                              | 0.00                       | 0.00 | 0.00 | 0.00                                       | 0.00%                                          | 4,900.00  | 0.00 |
| 2.07 | Irrigation System                | 13,800.00  | 12,000.00                         | 0.00                       | 0.00 | 0.00 | 12,000.00                                  | 86.96%                                         | 1,800.00  | 0.00 |
| 2.08 | Fence & Gates                    | 64,600.00  | 25,675.00                         | 37,515.00                  | 0.00 | 0.00 | 63,190.00                                  | 97.82%                                         | 1,410.00  | 0.00 |
| 2.09 | Landscaping                      | 23,900.00  | 13,345.00                         | 500.00                     | 0.00 | 0.00 | 13,845.00                                  | 57.93%                                         | 10,055.00 | 0.00 |
| 2.10 | Seeding                          | 9,800.00   | 0.00                              | 0.00                       | 0.00 | 0.00 | 0.00                                       | 0.00%                                          | 9,800.00  | 0.00 |
| 2.11 | Concrete                         | 376,400.00 | 371,400.00                        | 5,000.00                   | 0.00 | 0.00 | 376,400.00                                 | 100.00%                                        | 0.00      | 0.00 |
| 3.01 | Masonry                          | 13,900.00  | 0.00                              | 13,900.00                  | 0.00 | 0.00 | 13,900.00                                  | 100.00%                                        | 0.00      | 0.00 |
| 4.01 | Steel Erection                   | 106,400.00 | 94,576.44                         | 9,238.00                   | 0.00 | 0.00 | 103,814.44                                 | 97.57%                                         | 2,585.56  | 0.00 |
| 5.01 | Miscellaneous Steel              | 14,500.00  | 5,260.62                          | 9,239.38                   | 0.00 | 0.00 | 14,500.00                                  | 100.00%                                        | 0.00      | 0.00 |

AIA Document G743 - 2015. Copyright © 2015. All rights reserved. "The American Institute of Architects," "AIA," the AIA Logo, and "AIA Contract Documents" are trademarks of The American Institute of Architects. This document was produced at 12:09:58 ET on 09/09/2024 under Order No. 4104250254 which expires on 02/13/2025. Is not for resale, is licensed for one-time use only, and may only be used in accordance with the AIA Contract Documents® Terms of Service. To report copyright violations, e-mail docinfo@aiacontracts.com.

| A     | B                         | C          | D                                 |                | E           |                                            | F    | G                                              |         | H         | I    |
|-------|---------------------------|------------|-----------------------------------|----------------|-------------|--------------------------------------------|------|------------------------------------------------|---------|-----------|------|
|       |                           |            | FROM PREVIOUS APPLICATION (D + E) | WORK COMPLETED | THIS PERIOD | MATERIALS PRESENTLY STORED (NOT IN D OR E) |      | TOTAL COMPLETED AND STORED TO DATE (D + E + F) | % (G+C) |           |      |
| 6.01  | Rough Carpentry           | 5,600.00   | 5,600.00                          | 0.00           | 0.00        | 0.00                                       | 0.00 | 5,600.00                                       | 100.00% | 0.00      | 0.00 |
| 6.02  | Millwork & Counters       | 44,200.00  | 26,520.00                         | 0.00           | 0.00        | 0.00                                       | 0.00 | 26,520.00                                      | 60.00%  | 17,680.00 | 0.00 |
| 7.01  | Waterproofing & Rigid Ins | 24,700.00  | 23,306.80                         | 1,393.20       | 0.00        | 0.00                                       | 0.00 | 24,700.00                                      | 100.00% | 0.00      | 0.00 |
| 7.02  | Batt Insulation           | 14,900.00  | 14,900.00                         | 0.00           | 0.00        | 0.00                                       | 0.00 | 14,900.00                                      | 100.00% | 0.00      | 0.00 |
| 7.03  | Roof Accessories          | 2,200.00   | 0.00                              | 2,200.00       | 0.00        | 0.00                                       | 0.00 | 2,200.00                                       | 100.00% | 0.00      | 0.00 |
| 8.01  | Doors, Frames & Hardware  | 80,700.00  | 68,734.00                         | 0.00           | 0.00        | 0.00                                       | 0.00 | 68,734.00                                      | 85.17%  | 11,966.00 | 0.00 |
| 8.02  | Overhead Doors            | 53,400.00  | 53,400.00                         | 0.00           | 0.00        | 0.00                                       | 0.00 | 53,400.00                                      | 100.00% | 0.00      | 0.00 |
| 8.03  | Glass Package             | 60,200.00  | 47,260.44                         | 9,926.98       | 0.00        | 0.00                                       | 0.00 | 57,187.42                                      | 95.00%  | 3,012.58  | 0.00 |
| 9.01  | Gypsum Assemblies         | 191,900.00 | 184,794.96                        | 3,262.30       | 0.00        | 0.00                                       | 0.00 | 188,057.26                                     | 98.00%  | 3,842.74  | 0.00 |
| 9.02  | Flooring & Tile           | 46,900.00  | 31,488.17                         | 0.00           | 0.00        | 0.00                                       | 0.00 | 31,488.17                                      | 67.14%  | 15,411.83 | 0.00 |
| 9.03  | Acoustical Ceilings       | 10,900.00  | 0.00                              | 8,175.00       | 0.00        | 0.00                                       | 0.00 | 8,175.00                                       | 75.00%  | 2,725.00  | 0.00 |
| 9.04  | Painting                  | 37,100.00  | 10,800.00                         | 20,304.00      | 0.00        | 0.00                                       | 0.00 | 31,104.00                                      | 83.84%  | 5,996.00  | 0.00 |
| 9.05  | Polished Concrete         | 17,900.00  | 0.00                              | 0.00           | 0.00        | 0.00                                       | 0.00 | 0.00                                           | 0.00%   | 17,900.00 | 0.00 |
| 10.01 | Pest Control              | 1,300.00   | 1,300.00                          | 0.00           | 0.00        | 0.00                                       | 0.00 | 1,300.00                                       | 100.00% | 0.00      | 0.00 |
| 10.02 | Flagpoles                 | 4,300.00   | 0.00                              | 0.00           | 0.00        | 0.00                                       | 0.00 | 0.00                                           | 0.00%   | 4,300.00  | 0.00 |
| 10.03 | Graphics                  | 18,500.00  | 16,433.20                         | 0.00           | 0.00        | 0.00                                       | 0.00 | 16,433.20                                      | 88.83%  | 2,066.80  | 0.00 |
| 10.04 | Aluminum Canopies         | 45,000.00  | 27,485.94                         | 0.00           | 0.00        | 0.00                                       | 0.00 | 27,485.94                                      | 61.08%  | 17,514.06 | 0.00 |
| 10.05 | Miscellaneous Accessories | 12,000.00  | 1,641.23                          | 0.00           | 0.00        | 0.00                                       | 0.00 | 1,641.23                                       | 13.68%  | 10,358.77 | 0.00 |
| 11.01 | Appliances                | 17,000.00  | 3,200.00                          | 0.00           | 0.00        | 0.00                                       | 0.00 | 3,200.00                                       | 18.82%  | 13,800.00 | 0.00 |
| 12.01 | Window Treatments         | 2,400.00   | 0.00                              | 0.00           | 0.00        | 0.00                                       | 0.00 | 0.00                                           | 0.00%   | 2,400.00  | 0.00 |
| 13.01 | PEMB Design / Detail      | 5,000.00   | 5,000.00                          | 0.00           | 0.00        | 0.00                                       | 0.00 | 5,000.00                                       | 100.00% | 0.00      | 0.00 |
| 13.02 | PEMB                      | 194,800.00 | 194,800.00                        | 0.00           | 0.00        | 0.00                                       | 0.00 | 194,800.00                                     | 100.00% | 0.00      | 0.00 |
| 13.03 | Access Controls           | 29,600.00  | 8,655.40                          | 6,000.00       | 0.00        | 0.00                                       | 0.00 | 14,655.40                                      | 49.51%  | 14,944.60 | 0.00 |
| 13.04 | Fire Alarm                | 21,800.00  | 0.00                              | 10,900.00      | 0.00        | 0.00                                       | 0.00 | 10,900.00                                      | 50.00%  | 10,900.00 | 0.00 |
| 13.05 | Fire Sprinkler            | 37,400.00  | 35,336.13                         | 0.00           | 0.00        | 0.00                                       | 0.00 | 35,336.13                                      | 94.48%  | 2,063.87  | 0.00 |
| 22.01 | Building Plumbing         | 221,400.00 | 170,557.24                        | 0.00           | 0.00        | 0.00                                       | 0.00 | 170,557.24                                     | 77.04%  | 50,842.76 | 0.00 |
| 23.01 | HVAC                      | 218,000.00 | 212,316.54                        | 1,329.80       | 0.00        | 0.00                                       | 0.00 | 213,646.34                                     | 98.00%  | 4,353.66  | 0.00 |
| 26.01 | Electrical                | 443,900.00 | 413,832.85                        | 7,857.03       | 0.00        | 0.00                                       | 0.00 | 421,689.88                                     | 95.00%  | 22,210.12 | 0.00 |
| 26.02 | Generator                 | 61,800.00  | 36,000.00                         | 12,000.00      | 0.00        | 0.00                                       | 0.00 | 48,000.00                                      | 77.67%  | 13,800.00 | 0.00 |

AIA Document G743 – 2015. Copyright © 2015. All rights reserved. "The American Institute of Architects," "AIA," the AIA Logo, and "AIA Contract Documents" are trademarks of The American Institute of Architects. This document was produced at 12:09:58 ET on 09/09/2024 under Order No.4104250254 which expires on 02/13/2025, is not for resale, is licensed for one-time use only, and may only be used in accordance with the AIA Contract Documents® Terms of Service. To report copyright violations, e-mail docinfo@aiacontracts.com.

User Notes:  
(8B9ADAB0)

| A<br>ITEM<br>NO. | B<br>DESCRIPTION OF<br>WORK         | C<br>SCHEDULED<br>VALUE | D<br>WORK COMPLETED                        |            | E<br>THIS PERIOD | F<br>MATERIALS<br>PRESENTLY<br>STORED<br>(NOT IN D OR E) | G                                                       |            | H<br>BALANCE TO<br>FINISH<br>(C - G) | I<br>RETAINAGE<br>(IF VARIABLE<br>RATE) |
|------------------|-------------------------------------|-------------------------|--------------------------------------------|------------|------------------|----------------------------------------------------------|---------------------------------------------------------|------------|--------------------------------------|-----------------------------------------|
|                  |                                     |                         | FROM<br>PREVIOUS<br>APPLICATION<br>(D + E) | COMPLETED  |                  |                                                          | TOTAL<br>COMPLETED AND<br>STORED TO DATE<br>(D + E + F) | %<br>(G+C) |                                      |                                         |
| 27.01            | Communications                      | 31,904.00               | 13,528.79                                  | 0.00       | 0.00             | 0.00                                                     | 13,528.79                                               | 42.40%     | 18,375.21                            | 0.00                                    |
|                  | Change Order 1                      | 25,657.56               | 0.00                                       | 0.00       | 0.00             | 0.00                                                     | 0.00                                                    | 0.00%      | 25,657.56                            | 0.00                                    |
|                  | Change Order 3                      | -51,415.00              | 0.00                                       | -51,415.00 | 0.00             | 0.00                                                     | -51,415.00                                              | 100.00%    | 0.00                                 | 0.00                                    |
|                  | Change Order 4                      | 13,357.42               | 0.00                                       | 0.00       | 0.00             | 0.00                                                     | 0.00                                                    | 0.00%      | 13,357.42                            | 0.00                                    |
|                  | EMS Station #96                     | 0.00                    | 0.00                                       | 0.00       | 0.00             | 0.00                                                     | 0.00                                                    | 0.00%      | 0.00                                 | 0.00                                    |
|                  | Supervision / Project<br>Management | 88,000.00               | 74,400.00                                  | 4,000.00   | 0.00             | 0.00                                                     | 78,400.00                                               | 89.09%     | 9,600.00                             | 0.00                                    |
| 1.01             | Temporary Controls                  | 34,700.00               | 31,260.00                                  | 1,240.00   | 0.00             | 0.00                                                     | 32,500.00                                               | 93.66%     | 2,200.00                             | 0.00                                    |
| 1.02             | Construction Surveying              | 6,600.00                | 6,600.00                                   | 0.00       | 0.00             | 0.00                                                     | 6,600.00                                                | 100.00%    | 0.00                                 | 0.00                                    |
| 1.03             | Equipment Rental                    | 6,600.00                | 4,600.00                                   | 0.00       | 0.00             | 0.00                                                     | 4,600.00                                                | 69.70%     | 2,000.00                             | 0.00                                    |
| 1.04             | Final Cleaning                      | 4,000.00                | 0.00                                       | 0.00       | 0.00             | 0.00                                                     | 0.00                                                    | 0.00%      | 4,000.00                             | 0.00                                    |
| 1.05             | General Labor                       | 5,500.00                | 4,000.00                                   | 0.00       | 0.00             | 0.00                                                     | 4,000.00                                                | 72.73%     | 1,500.00                             | 0.00                                    |
| 1.06             | GL & BR Insurance                   | 40,300.00               | 34,240.00                                  | 2,000.00   | 0.00             | 0.00                                                     | 36,240.00                                               | 89.93%     | 4,060.00                             | 0.00                                    |
| 1.07             | P&P Bonds                           | 48,635.00               | 48,635.00                                  | 0.00       | 0.00             | 0.00                                                     | 48,635.00                                               | 100.00%    | 0.00                                 | 0.00                                    |
| 1.08             | Permits                             | 1,921.00                | 1,921.00                                   | 0.00       | 0.00             | 0.00                                                     | 1,921.00                                                | 100.00%    | 0.00                                 | 0.00                                    |
| 1.09             | Site Demolition                     | 23,500.00               | 23,500.00                                  | 0.00       | 0.00             | 0.00                                                     | 23,500.00                                               | 100.00%    | 0.00                                 | 0.00                                    |
| 2.01             | Earthwork                           | 129,100.00              | 109,096.00                                 | 5,000.00   | 0.00             | 0.00                                                     | 114,096.00                                              | 88.38%     | 15,004.00                            | 0.00                                    |
| 2.02             | Erosion Control                     | 8,800.00                | 6,900.00                                   | 900.00     | 0.00             | 0.00                                                     | 7,800.00                                                | 88.64%     | 1,000.00                             | 0.00                                    |
| 2.03             | Water Distribution                  | 36,300.00               | 36,300.00                                  | 0.00       | 0.00             | 0.00                                                     | 36,300.00                                               | 100.00%    | 0.00                                 | 0.00                                    |
| 2.04             | Sanitary Sewer                      | 25,300.00               | 25,300.00                                  | 0.00       | 0.00             | 0.00                                                     | 25,300.00                                               | 100.00%    | 0.00                                 | 0.00                                    |
| 2.05             | Storm Drainage                      | 167,800.00              | 134,583.89                                 | 0.00       | 0.00             | 0.00                                                     | 134,583.89                                              | 80.20%     | 33,216.11                            | 0.00                                    |
| 2.06             | Detention Pond                      | 115,500.00              | 104,126.96                                 | 0.00       | 0.00             | 0.00                                                     | 104,126.96                                              | 90.15%     | 11,373.04                            | 0.00                                    |
| 2.07             | Paving Specialties                  | 5,500.00                | 0.00                                       | 0.00       | 0.00             | 0.00                                                     | 0.00                                                    | 0.00%      | 5,500.00                             | 0.00                                    |
| 2.08             | Irrigation System                   | 13,900.00               | 0.00                                       | 0.00       | 0.00             | 0.00                                                     | 0.00                                                    | 0.00%      | 13,900.00                            | 0.00                                    |
| 2.09             | Fence & Gates                       | 50,800.00               | 27,091.80                                  | 12,660.00  | 0.00             | 0.00                                                     | 39,751.80                                               | 78.25%     | 11,048.20                            | 0.00                                    |
| 2.10             | Landscaping                         | 21,800.00               | 0.00                                       | 0.00       | 0.00             | 0.00                                                     | 0.00                                                    | 0.00%      | 21,800.00                            | 0.00                                    |
| 2.11             | Seeding                             | 9,800.00                | 0.00                                       | 0.00       | 0.00             | 0.00                                                     | 0.00                                                    | 0.00%      | 9,800.00                             | 0.00                                    |
| 2.12             | Concrete                            | 337,500.00              | 251,929.16                                 | 70,000.00  | 0.00             | 0.00                                                     | 321,929.16                                              | 95.39%     | 15,570.84                            | 0.00                                    |
| 3.01             | Masonry                             | 13,900.00               | 0.00                                       | 13,900.00  | 0.00             | 0.00                                                     | 13,900.00                                               | 100.00%    | 0.00                                 | 0.00                                    |
| 4.01             | Steel Erection                      | 132,500.00              | 95,998.46                                  | 28,732.22  | 0.00             | 0.00                                                     | 124,730.68                                              | 94.14%     | 7,769.32                             | 0.00                                    |
| 5.01             | Miscellaneous Steel                 | 16,600.00               | 5,000.00                                   | 11,600.00  | 0.00             | 0.00                                                     | 16,600.00                                               | 100.00%    | 0.00                                 | 0.00                                    |

AIA Document G743 - 2015. Copyright © 2015. All rights reserved. "The American Institute of Architects," "AIA," the AIA Logo, and "AIA Contract Documents" are trademarks of The American Institute of Architects. This document was produced at 12:09:58 ET on 09/09/2024 under Order No. 4104250254 which expires on 02/13/2025, is for resale, is licensed for one-time use only, and may only be used in accordance with the AIA Contract Documents® Terms of Service. To report copyright violations, e-mail docinfo@aiacontracts.com.

User Notes:

| A<br>ITEM<br>NO. | B<br>DESCRIPTION OF<br>WORK  | C<br>SCHEDULED<br>VALUE | D<br>WORK COMPLETED                        |           | E<br>THIS PERIOD | F<br>MATERIALS<br>PRESENTLY<br>STORED<br>(NOT IN D OR E) | G                                                       |            | H<br>BALANCE TO<br>FINISH<br>(C - G) | I<br>RETAINAGE<br>(IF VARIABLE<br>RATE) |
|------------------|------------------------------|-------------------------|--------------------------------------------|-----------|------------------|----------------------------------------------------------|---------------------------------------------------------|------------|--------------------------------------|-----------------------------------------|
|                  |                              |                         | FROM<br>PREVIOUS<br>APPLICATION<br>(D + E) | COMPLETED |                  |                                                          | TOTAL<br>COMPLETED AND<br>STORED TO DATE<br>(D + E + F) | %<br>(G÷C) |                                      |                                         |
| 6.01             | Rough Carpentry              | 5,600.00                | 5,600.00                                   | 0.00      | 0.00             | 0.00                                                     | 5,600.00                                                | 100.00%    | 0.00                                 | 0.00                                    |
| 6.02             | Millwork & Counters          | 53,400.00               | 32,040.00                                  | 0.00      | 0.00             | 0.00                                                     | 32,040.00                                               | 60.00%     | 21,360.00                            | 0.00                                    |
| 7.01             | Waterproofing & Rigid<br>Ins | 30,100.00               | 24,368.98                                  | 5,731.02  | 0.00             | 0.00                                                     | 30,100.00                                               | 100.00%    | 0.00                                 | 0.00                                    |
| 7.02             | Batt Insulation              | 21,400.00               | 21,400.00                                  | 0.00      | 0.00             | 0.00                                                     | 21,400.00                                               | 100.00%    | 0.00                                 | 0.00                                    |
| 7.03             | Roof Accessories             | 2,200.00                | 0.00                                       | 2,200.00  | 0.00             | 0.00                                                     | 2,200.00                                                | 100.00%    | 0.00                                 | 0.00                                    |
| 8.01             | Doors, Frames &<br>Hardware  | 94,600.00               | 35,132.00                                  | 0.00      | 0.00             | 0.00                                                     | 35,132.00                                               | 37.14%     | 59,468.00                            | 0.00                                    |
| 8.02             | Overhead Doors               | 70,800.00               | 70,800.00                                  | 0.00      | 0.00             | 0.00                                                     | 70,800.00                                               | 100.00%    | 0.00                                 | 0.00                                    |
| 8.03             | Glass Package                | 67,700.00               | 53,679.68                                  | 10,635.67 | 0.00             | 0.00                                                     | 64,315.35                                               | 95.00%     | 3,384.65                             | 0.00                                    |
| 9.01             | Gypsum Assemblies            | 237,000.00              | 233,450.03                                 | 0.00      | 0.00             | 0.00                                                     | 233,450.03                                              | 98.50%     | 3,549.97                             | 0.00                                    |
| 9.02             | Flooring & Tile              | 67,400.00               | 41,150.07                                  | 0.00      | 0.00             | 0.00                                                     | 41,150.07                                               | 61.05%     | 26,249.93                            | 0.00                                    |
| 9.03             | Acoustical Ceilings          | 14,200.00               | 0.00                                       | 10,650.00 | 0.00             | 0.00                                                     | 10,650.00                                               | 75.00%     | 3,550.00                             | 0.00                                    |
| 9.04             | Painting                     | 43,800.00               | 10,800.00                                  | 10,800.00 | 0.00             | 0.00                                                     | 21,600.00                                               | 49.32%     | 22,200.00                            | 0.00                                    |
| 9.05             | Polished Concrete            | 25,300.00               | 0.00                                       | 0.00      | 0.00             | 0.00                                                     | 0.00                                                    | 0.00%      | 25,300.00                            | 0.00                                    |
| 10.01            | Pest Control                 | 1,500.00                | 1,500.00                                   | 0.00      | 0.00             | 0.00                                                     | 1,500.00                                                | 100.00%    | 0.00                                 | 0.00                                    |
| 10.02            | Flagpoles                    | 4,300.00                | 0.00                                       | 0.00      | 0.00             | 0.00                                                     | 0.00                                                    | 0.00%      | 4,300.00                             | 0.00                                    |
| 10.03            | Graphics                     | 19,400.00               | 16,551.60                                  | 0.00      | 0.00             | 0.00                                                     | 16,551.60                                               | 85.32%     | 2,848.40                             | 0.00                                    |
| 10.04            | Aluminum Canopies            | 50,300.00               | 31,323.45                                  | 0.00      | 0.00             | 0.00                                                     | 31,323.45                                               | 62.27%     | 18,976.55                            | 0.00                                    |
| 10.05            | Miscellaneous<br>Accessories | 17,400.00               | 1,641.23                                   | 0.00      | 0.00             | 0.00                                                     | 1,641.23                                                | 9.43%      | 15,758.77                            | 0.00                                    |
| 11.01            | Appliances                   | 17,000.00               | 3,200.00                                   | 0.00      | 0.00             | 0.00                                                     | 3,200.00                                                | 18.82%     | 13,800.00                            | 0.00                                    |
| 12.01            | Window Treatments            | 3,400.00                | 0.00                                       | 0.00      | 0.00             | 0.00                                                     | 0.00                                                    | 0.00%      | 3,400.00                             | 0.00                                    |
| 13.01            | PEMB Design / Detail         | 5,000.00                | 5,000.00                                   | 0.00      | 0.00             | 0.00                                                     | 5,000.00                                                | 100.00%    | 0.00                                 | 0.00                                    |
| 13.02            | PEMB                         | 239,300.00              | 234,735.74                                 | 0.00      | 0.00             | 0.00                                                     | 234,735.74                                              | 98.09%     | 4,564.26                             | 0.00                                    |
| 13.03            | Access Controls              | 30,800.00               | 9,279.51                                   | 8,000.00  | 0.00             | 0.00                                                     | 17,279.51                                               | 56.10%     | 13,520.49                            | 0.00                                    |
| 13.04            | Fire Alarm                   | 23,700.00               | 0.00                                       | 11,850.00 | 0.00             | 0.00                                                     | 11,850.00                                               | 50.00%     | 11,850.00                            | 0.00                                    |
| 13.05            | Fire Sprinkler               | 45,300.00               | 42,621.40                                  | 0.00      | 0.00             | 0.00                                                     | 42,621.40                                               | 94.09%     | 2,678.60                             | 0.00                                    |
| 22.01            | Building Plumbing            | 281,500.00              | 213,153.98                                 | 0.00      | 0.00             | 0.00                                                     | 213,153.98                                              | 75.72%     | 68,346.02                            | 0.00                                    |
| 23.01            | HVAC                         | 272,300.00              | 270,129.07                                 | 0.00      | 0.00             | 0.00                                                     | 270,129.07                                              | 99.20%     | 2,170.93                             | 0.00                                    |
| 26.01            | Electrical                   | 496,640.00              | 476,640.00                                 | 15,048.19 | 0.00             | 0.00                                                     | 491,688.19                                              | 99.00%     | 4,951.81                             | 0.00                                    |
| 26.02            | Generator                    | 101,000.00              | 95,000.00                                  | 0.00      | 0.00             | 0.00                                                     | 95,000.00                                               | 94.06%     | 6,000.00                             | 0.00                                    |

AIA Document G743 - 2015. Copyright © 2015. All rights reserved. "The American Institute of Architects," "AIA," the AIA Logo, and "AIA Contract Documents" are trademarks of The American Institute of Architects. This document was produced at 12:09:58 ET on 09/09/2024 under Order No.4104250254 which expires on 02/13/2025, is not for resale, is licensed for one-time use only, and may only be used in accordance with the AIA Contract Documents® Terms of Service. To report copyright violations, e-mail docinfo@aiacontracts.com.

User Notes:  
(389ADAB0)

| A<br>ITEM<br>NO. | B<br>DESCRIPTION OF<br>WORK | C<br>SCHEDULED<br>VALUE | D<br>WORK COMPLETED                        |                     | E<br>THIS PERIOD | F<br>MATERIALS<br>PRESENTLY<br>STORED<br>(NOT IN D OR E) | G                                                       |               | H<br>BALANCE TO<br>FINISH<br>(C - G) | I<br>RETAINAGE<br>(IF VARIABLE<br>RATE) |
|------------------|-----------------------------|-------------------------|--------------------------------------------|---------------------|------------------|----------------------------------------------------------|---------------------------------------------------------|---------------|--------------------------------------|-----------------------------------------|
|                  |                             |                         | FROM<br>PREVIOUS<br>APPLICATION<br>(D + E) | THIS PERIOD         |                  |                                                          | TOTAL<br>COMPLETED AND<br>STORED TO DATE<br>(D + E + F) | %<br>(G+C)    |                                      |                                         |
| 27.01            | Communications              | 31,804.00               | 11,898.12                                  | 0.00                | 0.00             | 0.00                                                     | 11,898.12                                               | 37.41%        | 19,905.88                            | 0.00                                    |
|                  | Change Order 1              | 153,861.86              | 139,836.21                                 | 5,025.65            | 0.00             | 0.00                                                     | 144,861.86                                              | 94.15%        | 9,000.00                             | 0.00                                    |
|                  | Change Order 2              | 2,184.79                | 1,333.50                                   | 0.00                | 0.00             | 0.00                                                     | 1,333.50                                                | 61.04%        | 851.29                               | 0.00                                    |
|                  | Change Order 3              | -26,560.00              | 0.00                                       | -26,560.00          | 0.00             | 0.00                                                     | -26,560.00                                              | 100.00%       | 0.00                                 | 0.00                                    |
|                  | Change Order 4              | 62,381.78               | 0.00                                       | 22,000.00           | 0.00             | 0.00                                                     | 22,000.00                                               | 35.27%        | 40,381.78                            | 0.00                                    |
|                  | Change Order 5              | 1,679.65                | 1,679.65                                   | 0.00                | 0.00             | 0.00                                                     | 1,679.65                                                | 100.00%       | 0.00                                 | 0.00                                    |
|                  | <b>GRAND TOTAL</b>          | <b>\$7,100,148.06</b>   | <b>\$5,818,453.16</b>                      | <b>\$341,488.44</b> |                  | <b>\$0.00</b>                                            | <b>\$6,159,941.60</b>                                   | <b>86.76%</b> | <b>\$940,206.46</b>                  | <b>\$0.00</b>                           |

AIA Document G743 – 2015. Copyright © 2015. All rights reserved. "The American Institute of Architects", "AIA", the AIA Logo, and "AIA Contract Documents" are trademarks of The American Institute of Architects. This document was produced at 12:09:58 ET on 09/09/2024 under Order No.4104250254 which expires on 02/13/2025. is not for resale, is licensed for one-time use only, and may only be used in accordance with the AIA Contract Documents® Terms of Service. To report copyright violations, e-mail docinfo@aiacontracts.com.

User Notes:

(3B9ADAB0)



## Conditional Waiver & Release Upon Partial Payment


Whereas, the undersigned **Construction Masters of Houston, Inc.** has performed work or furnished materials for improvement to property known as **Harris County ESD #93 & #96, Construction Phase**, located in the city of Houston, state of Texas.

The undersigned further certifies that all labor and materials furnished by the undersigned in connection with the above-named project has been paid in full and agrees to indemnify and save harmless the said Owner, **Harris County ESD #1**, against all loss, damages, cost or expense of any character whatsoever that may arise by reason of claims for labor or unpaid material used in connection with said improvements. When the check has been properly endorsed and has been paid by the bank upon which it is drawn, this document shall become effective to release pro tanto, any mechanic's lien, stop notice or bond right the undersigned has on the job.

Signed, Sealed and Delivered This 9<sup>th</sup> Day of September, 2024

**Construction Masters of Houston, Inc.**

By: \_\_\_\_\_

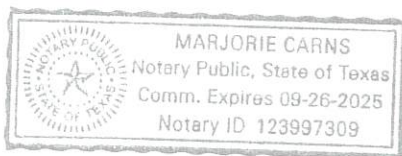


Title: **President**

State of Texas }  
County of Brazoria }

Before me, the undersigned authority, on this day appeared **Justin Davis**, a person known to me, who upon being placed under oath, stated that he read and signed the foregoing instrument for the purposes and consideration therein stated and as the act and deed of **Construction Masters of Houston, Inc.** and further stated that each statement therein is within his knowledge and is true and correct.

Sworn and subscribed to before me on the 9<sup>th</sup> day of September, 2024.



*Marjorie Carns*  
\_\_\_\_\_  
Notary Public in and for Brazoria County, Texas  
My commission expires: 9/26/25

## Weather Delay Calendar

### Harris County EMS Stations 93 & 96

Construction Masters of Houston

3908 3<sup>rd</sup> Street, Pearland, Texas 77581

Office Phone: (281) 997-2640

Justin Davis – President

Dennis Busby – Project Manager

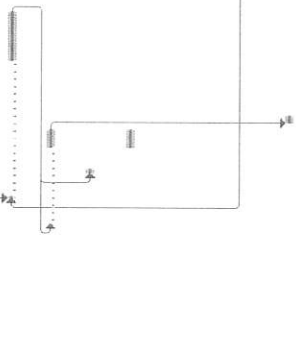
Manny Zuniga – Superintendent of 96

Stuart McLaughlin – Superintendent of 93

| Sunday | Monday | Tuesday | Wednesday | Thursday | Friday | Saturday |
|--------|--------|---------|-----------|----------|--------|----------|
|        |        |         |           | 1        | 2      | 3        |
| 4      | 5      | 6       | 7         | 8        | 9      | 10       |
| 11     | 12     | 13      | 14        | 15       | 16     | 17       |
| 18     | 19     | 20      | 21        | 22       | 23     | 24       |
| 25     | 26     | 27      | 28        | 29       | 30     | 31       |
|        |        |         |           |          |        |          |

Total Number of Rain Days for 93 in August: 0  
Total Number of Rain Days for 96 in August: 0  
Total Number of Accumulated Rain days for 93: 25  
Total Number of Accumulated Rain days for 96: 40

| ID | Task Name                     | Task Mode | Duration | Start        | Finish       | Predecessor | Actual Start | Actual Finish | Total Slack | 2024 |     |     |     |     |     |     |
|----|-------------------------------|-----------|----------|--------------|--------------|-------------|--------------|---------------|-------------|------|-----|-----|-----|-----|-----|-----|
|    |                               |           |          |              |              |             |              |               |             | Mar  | Apr | May | Jun | Jul | Aug | Sep |
| 1  | EMS Station 93                | NA        | 351 days | Mon 6/19/23  | Mon 10/21/24 |             | Mon 6/19/23  | NA            | 0 days      |      |     |     |     |     |     |     |
| 2  | Front end task                | NA        | 60 days  | Fri 7/21/23  | Thu 10/12/23 |             | Fri 7/21/23  | Thu 10/12/23  | 0 days      |      |     |     |     |     |     |     |
| 7  | Submittal Review              | NA        | 107 days | Wed 8/9/23   | Thu 1/4/24   |             | Wed 8/9/23   | Thu 1/4/24    | 0 days      |      |     |     |     |     |     |     |
| 15 | Lead Times                    | NA        | 198 days | Wed 8/16/23  | Fri 5/17/24  |             | Wed 8/16/23  | Fri 5/17/24   | 0 days      |      |     |     |     |     |     |     |
| 23 | Construction                  | NA        | 351 days | Mon 6/19/23  | Mon 10/21/24 |             | Mon 6/19/23  | NA            | 0 days      |      |     |     |     |     |     |     |
| 24 | Mobilization                  | NA        | 1 day    | Mon 10/2/23  | Mon 10/2/23  | 5           | Mon 10/2/23  | Mon 10/2/23   | 0 days      |      |     |     |     |     |     |     |
| 25 | One Call                      | NA        | 0 days   | Tue 9/26/23  | Thu 9/28/23  | 5           | Tue 9/26/23  | Thu 9/28/23   | 0 days      |      |     |     |     |     |     |     |
| 26 | SWPPP                         | NA        | 10 days  | Mon 10/2/23  | Fri 10/13/23 | 5           | Mon 10/2/23  | Fri 10/13/23  | 0 days      |      |     |     |     |     |     |     |
| 27 | Construction Facilities       | NA        | 3 days   | Mon 10/2/23  | Wed 10/4/23  | 2655        | Mon 10/2/23  | Wed 10/4/23   | 0 days      |      |     |     |     |     |     |     |
| 28 | Building Foundation           | NA        | 49 days  | Fri 10/13/23 | Wed 12/20/23 |             | Fri 10/13/23 | Wed 12/20/23  | 0 days      |      |     |     |     |     |     |     |
| 47 | Sitework                      | NA        | 110 days | Mon 11/6/23  | Fri 4/5/24   |             | Mon 11/6/23  | Fri 4/5/24    | 0 days      |      |     |     |     |     |     |     |
| 64 | Building Shell                | NA        | 170 days | Mon 1/22/24  | Fri 9/13/24  |             | Mon 1/22/24  | Fri 9/13/24   | 0 days      |      |     |     |     |     |     |     |
| 81 | Interior Buildout             | NA        | 351 days | Mon 6/19/23  | Mon 10/21/24 |             | Mon 6/19/23  | NA            | 0 days      |      |     |     |     |     |     |     |
| 82 | Sprinkler pipe                | NA        | 2 wks    | Mon 3/4/24   | Fri 3/15/24  | 9,16,53,7   | Mon 3/4/24   | Fri 3/15/24   | 0 wks       |      |     |     |     |     |     |     |
| 83 | Ductwork                      | NA        | 2 wks    | Mon 2/26/24  | Tue 3/12/24  | 70          | Mon 2/26/24  | Tue 3/12/24   | 0 wks       |      |     |     |     |     |     |     |
| 84 | Insulate ductwork             | NA        | 2 days   | Wed 3/13/24  | Thu 3/14/24  | 83          | Wed 3/13/24  | Thu 3/14/24   | 0 days      |      |     |     |     |     |     |     |
| 85 | Overhead electrical           | NA        | 2 wks    | Wed 2/28/24  | Tue 3/12/24  | 70          | Wed 2/28/24  | Tue 3/12/24   | 0 wks       |      |     |     |     |     |     |     |
| 86 | Plumbing top out              | NA        | 2 wks    | Wed 2/28/24  | Tue 3/12/24  | 70          | Wed 2/28/24  | Tue 3/12/24   | 0 wks       |      |     |     |     |     |     |     |
| 87 | Set mechanical equipment      | NA        | 3 days   | Mon 4/8/24   | Wed 4/10/24  | 86,62       | Mon 4/8/24   | Wed 4/10/24   | 0 days      |      |     |     |     |     |     |     |
| 88 | Frame interior walls          | NA        | 7 days   | Mon 3/18/24  | Tue 3/26/24  | 82,83,85    | Mon 3/18/24  | Tue 3/26/24   | 0 days      |      |     |     |     |     |     |     |
| 89 | One-side drywall              | NA        | 2 wks    | Mon 5/6/24   | Wed 6/26/24  | 88,76,95    | Mon 5/6/24   | Wed 6/26/24   | 0 wks       |      |     |     |     |     |     |     |
| 90 | In-wall electrical            | NA        | 5 days   | Mon 4/29/24  | Fri 5/24/24  | 89          | Mon 4/29/24  | Fri 5/24/24   | 0 days      |      |     |     |     |     |     |     |
| 91 | Measure millwork              | NA        | 1 day    | Mon 5/13/24  | Mon 5/13/24  | 89          | Mon 5/13/24  | Mon 5/13/24   | 0 days      |      |     |     |     |     |     |     |
| 92 | Build electrical service      | NA        | 1 wk     | Mon 5/20/24  | Fri 5/24/24  | 77          | Mon 5/20/24  | Fri 5/24/24   | 0 wks       |      |     |     |     |     |     |     |
| 93 | Drawing Approval/ Inspection  | NA        | 0.4 wks  | Mon 8/19/24  | Tue 8/20/24  |             | Mon 8/19/24  | Tue 8/20/24   | 0 wks       |      |     |     |     |     |     |     |
| 94 | Enterizee Building            | NA        | 5 days   | Thu 9/5/24   | Wed 9/11/24  | 93          | Thu 9/5/24   | Wed 9/11/24   | 0 days      |      |     |     |     |     |     |     |
| 95 | HVAC Startup                  | NA        | 3 days   | Thu 9/12/24  | Mon 9/16/24  | 94          | Thu 9/12/24  | Mon 9/16/24   | 0 days      |      |     |     |     |     |     |     |
| 96 | Wood Blocking                 | NA        | 2 days   | Mon 5/27/24  | Tue 5/28/24  | 90          | Mon 5/27/24  | Tue 5/28/24   | 0 days      |      |     |     |     |     |     |     |
| 97 | Insulate walls                | NA        | 1 wk     | Mon 6/19/23  | Fri 6/23/23  |             | Mon 6/19/23  | Fri 6/23/23   | 0 wks       |      |     |     |     |     |     |     |
| 98 | Complete drywall installation | NA        | 1 wk     | Mon 6/26/23  | Fri 6/30/23  | 97          | Mon 6/26/23  | Fri 6/30/23   | 0 wks       |      |     |     |     |     |     |     |
| 99 | Tape & float drywall          | NA        | 2 wks    | Mon 7/3/23   | Fri 7/14/23  | 98          | Mon 7/3/23   | Fri 7/14/23   | 0 wks       |      |     |     |     |     |     |     |



Project: Station 94  
Date: Tue 9/10/24

Task Summary: Summary, Project Summary, Inactive Task

Inactive Milestone: Inactive Summary, Manual Task

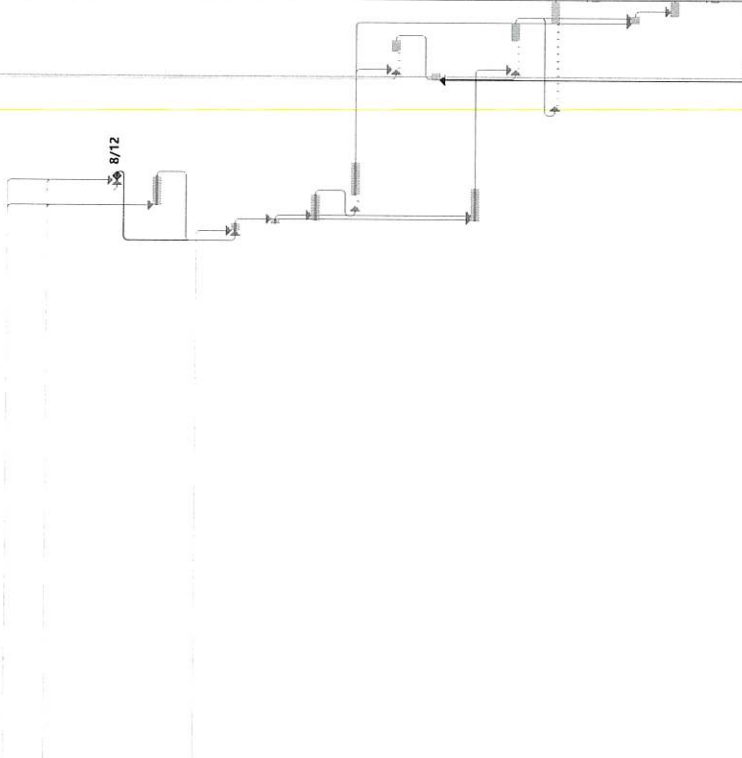
Duration-only: Duration-only, Manual Summary Rollup, Manual Summary

Start-only: Start-only, Finish-only, External Tasks

External Milestone: External Milestone, Deadline, Critical

Critical Split: Critical Split, Progress, Manual Progress

| ID  | Task Name                       | Task Milestone | Duration | Start        | Finish       | Predecessor/Actual Start | Actual Finish | Total Slack | 2024    |     |     |     |     |     |     |  |
|-----|---------------------------------|----------------|----------|--------------|--------------|--------------------------|---------------|-------------|---------|-----|-----|-----|-----|-----|-----|--|
|     |                                 |                |          |              |              |                          |               |             | Mar     | Apr | May | Jun | Jul | Aug | Sep |  |
| 100 | Prime walls                     | ✓              | 3 days   | Mon 7/17/23  | Wed 7/19/23  | 99                       | Mon 7/17/23   | Wed 7/19/23 | 0 days  |     |     |     |     |     |     |  |
| 101 | Install ceiling grid            | ✓              | 3 days   | Thu 7/20/23  | Mon 7/24/23  | 100                      | Thu 7/20/23   | Mon 7/24/23 | 0 days  |     |     |     |     |     |     |  |
| 102 | Frame drywall ceilings          | ✓              | 2 days   | Thu 7/20/23  | Fri 7/21/23  | 100                      | Thu 7/20/23   | Fri 7/21/23 | 0 days  |     |     |     |     |     |     |  |
| 103 | Light fixtures                  | ✓              | 5 days   | Tue 7/25/23  | Mon 7/31/23  | 101,102                  | Tue 7/25/23   | Mon 7/31/23 | 0 days  |     |     |     |     |     |     |  |
| 104 | Sprinkler heads                 | ✓              | 0 days   | Wed 8/7/24   | Mon 8/12/24  | 101,102, Wed 8/7/24      | Mon 8/12/24   | Mon 8/12/24 | 0 days  |     |     |     |     |     |     |  |
| 105 | Flex duct and GRDs              | ✓              | 1.2 wks  | Mon 8/5/24   | Mon 8/12/24  | 101,102 Mon 8/5/24       | Mon 8/12/24   | Mon 8/12/24 | 0 wks   |     |     |     |     |     |     |  |
| 106 | Low voltage wire                | ✓              | 1 wk     | Tue 7/25/23  | Mon 7/31/23  | 101,102 Tue 7/25/23      | Mon 7/31/23   | Mon 7/31/23 | 0 wks   |     |     |     |     |     |     |  |
| 107 | Sheetrock ceilings              | ✓              | 2 days   | Mon 7/29/24  | Tue 7/30/24  | 104,105, Mon 7/29/24     | Tue 7/30/24   | Tue 7/30/24 | 0 days  |     |     |     |     |     |     |  |
| 108 | prime ceilings                  | ✓              | 1 day    | Wed 7/31/24  | Wed 7/31/24  | 107                      | Wed 7/31/24   | Wed 7/31/24 | 0 days  |     |     |     |     |     |     |  |
| 109 | 1st coat walls and ceilings     | ✓              | 5 days   | Thu 8/1/24   | Wed 8/7/24   | 108                      | Thu 8/1/24    | Wed 8/7/24  | 0 days  |     |     |     |     |     |     |  |
| 110 | Install in-ceiling devices      | ✓              | 7 days   | Mon 8/5/24   | Fri 8/16/24  | 109                      | Mon 8/5/24    | Fri 8/16/24 | 0 days  |     |     |     |     |     |     |  |
| 111 | Ceiling tiles                   | ✓              | 3 days   | Thu 9/12/24  | Thu 9/19/24  | 110,95                   | Thu 9/12/24   | NA          | 0 days  |     |     |     |     |     |     |  |
| 112 | Electrical & data devices       | ✓              | 2 days   | Mon 9/9/24   | Tue 9/10/24  | 120                      | NA            | NA          | 29 days |     |     |     |     |     |     |  |
| 113 | Wall & floor tile               | ✓              | 7 days   | Thu 8/1/24   | Fri 8/9/24   | 107,108                  | Thu 8/1/24    | Fri 8/9/24  | 0 days  |     |     |     |     |     |     |  |
| 114 | Set millwork & counters         | ✓              | 3 days   | Thu 9/12/24  | Tue 9/24/24  | 113,111                  | Thu 9/12/24   | NA          | 0 days  |     |     |     |     |     |     |  |
| 115 | Plumbing fixtures               | ✓              | 4 days   | Mon 9/2/24   | Mon 9/30/24  | 114                      | Mon 9/2/24    | NA          | 12 days |     |     |     |     |     |     |  |
| 116 | Toilet partitions & accessories | ✓              | 3 days   | Tue 10/1/24  | Thu 10/3/24  | 115                      | NA            | NA          | 12 days |     |     |     |     |     |     |  |
| 117 | Resilient flooring              | ✓              | 2 days   | Wed 9/25/24  | Thu 9/26/24  | 110,114                  | NA            | NA          | 0 days  |     |     |     |     |     |     |  |
| 118 | Carpet                          | ✓              | 2 days   | Fri 9/27/24  | Mon 9/30/24  | 117                      | NA            | NA          | 0 days  |     |     |     |     |     |     |  |
| 119 | Final paint                     | ✓              | 4 days   | Tue 10/1/24  | Fri 10/4/24  | 118                      | NA            | NA          | 0 days  |     |     |     |     |     |     |  |
| 120 | Install fans                    | ✓              | 0 days   | Mon 8/5/24   | Fri 9/6/24   | 119                      | Mon 8/5/24    | Fri 9/6/24  | 0 days  |     |     |     |     |     |     |  |
| 121 | Electrical & data plates        | ✓              | 2 days   | Mon 10/7/24  | Tue 10/8/24  | 119                      | NA            | NA          | 9 days  |     |     |     |     |     |     |  |
| 122 | Rubber base                     | ✓              | 1 day    | Mon 10/7/24  | Mon 10/7/24  | 119                      | NA            | NA          | 10 days |     |     |     |     |     |     |  |
| 123 | Swing & lock doors              | ✓              | 5 days   | Mon 10/7/24  | Fri 10/11/24 | 119                      | NA            | NA          | 6 days  |     |     |     |     |     |     |  |
| 124 | Appliances                      | ✓              | 2 days   | Mon 10/7/24  | Tue 10/8/24  | 119                      | NA            | NA          | 9 days  |     |     |     |     |     |     |  |
| 125 | Window coverings                | ✓              | 2 days   | Mon 10/7/24  | Tue 10/8/24  | 119                      | NA            | NA          | 0 days  |     |     |     |     |     |     |  |
| 126 | Punchout & inspections          | ✓              | 4 days   | Wed 10/9/24  | Mon 10/14/24 | 125                      | NA            | NA          | 0 days  |     |     |     |     |     |     |  |
| 127 | Set Generator                   | ✓              | 4 days   | Mon 5/20/24  | Thu 5/23/24  | 20                       | Mon 5/20/24   | Thu 5/23/24 | 0 days  |     |     |     |     |     |     |  |
| 128 | Substantial Completion          | ✓              | 0 days   | Mon 10/14/24 | Mon 10/14/24 | 126                      | NA            | NA          | 0 days  |     |     |     |     |     |     |  |
| 129 | Punchout                        | ✓              | 5 days   | Tue 10/15/24 | Mon 10/21/24 | 128                      | NA            | NA          | 0 days  |     |     |     |     |     |     |  |
| 130 | Building turn-over              | ✓              | 0 days   | Mon 10/21/24 | Mon 10/21/24 | 129                      | NA            | NA          | 0 days  |     |     |     |     |     |     |  |



Project: Station 94  
Date: Tue 9/10/24

Task Summary: Inactive Milestone, Summary, Project Summary, Inactive Task

Task Split: Milestone

Duration-only: Manual Summary Rollup, Manual Summary

Start-only: Finish-only, External Tasks

External Milestone: Deadline, Critical

Critical Split: Progress, Manual Progress

| ID | Task Mode | Task Name                        | Duration | Start        | Finish       | Predecessors            | Actual Start | Actual Finish | Total Slack | Month |       |     |      |      |  |  |  |  |  |  |
|----|-----------|----------------------------------|----------|--------------|--------------|-------------------------|--------------|---------------|-------------|-------|-------|-----|------|------|--|--|--|--|--|--|
|    |           |                                  |          |              |              |                         |              |               |             | March | April | May | June | July |  |  |  |  |  |  |
| 1  | ✓         | EMS Station 96                   | 335 days | Fri 7/21/23  | Thu 10/31/24 |                         | Fri 7/21/23  | NA            | 0 days      |       |       |     |      |      |  |  |  |  |  |  |
| 2  | ✓         | Release Subcontractors           | 1 day    | Fri 7/21/23  | Fri 7/21/23  |                         | Fri 7/21/23  | Fri 7/21/23   | 0 days      |       |       |     |      |      |  |  |  |  |  |  |
| 3  | ✓         | Receipt of HC Engineering Permit | 0 days   | Mon 9/11/23  | Mon 9/11/23  |                         | Mon 9/11/23  | Mon 9/11/23   | 0 days      |       |       |     |      |      |  |  |  |  |  |  |
| 4  | ✓         | Owner Move Out                   | 3 wks    | Mon 9/11/23  | Sun 10/1/23  |                         | Mon 9/11/23  | Sun 10/1/23   | 0 wks       |       |       |     |      |      |  |  |  |  |  |  |
| 5  | ✓         | Submittal Review                 | 77 days  | Wed 8/9/23   | Thu 11/23/23 |                         | Wed 8/9/23   | Thu 11/23/23  | 0 days      |       |       |     |      |      |  |  |  |  |  |  |
| 12 | ✓         | Fire Line Items                  | 156 days | Tue 12/26/23 | Tue 7/30/24  |                         | Tue 12/26/23 | NA            | 67 days     |       |       |     |      |      |  |  |  |  |  |  |
| 16 | ✓         | Lead Times                       | 224 days | Wed 8/16/23  | Mon 6/24/24  |                         | Wed 8/16/23  | Mon 6/24/24   | 0 days      |       |       |     |      |      |  |  |  |  |  |  |
| 24 | ✓         | Construction                     | 288 days | Tue 9/26/23  | Thu 10/31/24 |                         | Tue 9/26/23  | NA            | 0 days      |       |       |     |      |      |  |  |  |  |  |  |
| 25 | ✓         | Mobilization                     | 8 days   | Wed 9/27/23  | Fri 10/6/23  | 4                       | Wed 9/27/23  | Fri 10/6/23   | 0 days      |       |       |     |      |      |  |  |  |  |  |  |
| 29 | ✓         | Building Foundation              | 44 days  | Tue 9/26/23  | Sat 11/25/23 |                         | Tue 9/26/23  | Sat 11/25/23  | 0 days      |       |       |     |      |      |  |  |  |  |  |  |
| 45 | ✓         | Building Shell                   | 199 days | Mon 12/18/23 | Thu 9/19/24  |                         | Mon 12/18/23 | NA            | 30 days     |       |       |     |      |      |  |  |  |  |  |  |
| 46 | ✓         | PEMB Delivery                    | 1 day    | Mon 12/18/23 | Mon 12/18/23 | 6.44                    | Mon 12/18/23 | Mon 12/18/23  | 0 days      |       |       |     |      |      |  |  |  |  |  |  |
| 47 | ✓         | Steel erection                   | 14 days  | Tue 12/19/23 | Fri 1/5/24   | 46                      | Tue 12/19/23 | Fri 1/5/24    | 0 days      |       |       |     |      |      |  |  |  |  |  |  |
| 48 | ✓         | Inspections                      | 1 day    | Fri 1/5/24   | Fri 1/5/24   | 47                      | Fri 1/5/24   | Fri 1/5/24    | 0 days      |       |       |     |      |      |  |  |  |  |  |  |
| 49 | ✓         | Metal Roof installation          | 15 days  | Mon 1/8/24   | Fri 1/26/24  | 47                      | Mon 1/8/24   | Fri 1/26/24   | 0 days      |       |       |     |      |      |  |  |  |  |  |  |
| 50 | ✓         | Frame exterior walls             | 25 days  | Mon 1/29/24  | Fri 3/1/24   | 49                      | Mon 1/29/24  | Fri 3/1/24    | 0 days      |       |       |     |      |      |  |  |  |  |  |  |
| 51 | ✓         | Measure windows                  | 1 day    | Wed 2/7/24   | Wed 2/7/24   | 50                      | Wed 2/7/24   | Wed 2/7/24    | 0 days      |       |       |     |      |      |  |  |  |  |  |  |
| 52 | ✓         | Wood Blocking                    | 2 days   | Mon 3/4/24   | Tue 3/5/24   | 50                      | Mon 3/4/24   | Tue 3/5/24    | 0 days      |       |       |     |      |      |  |  |  |  |  |  |
| 53 | ✓         | Exterior Sheathing               | 0 days   | Mon 2/19/24  | Fri 3/1/24   | 50                      | Mon 2/19/24  | Fri 3/1/24    | 0 days      |       |       |     |      |      |  |  |  |  |  |  |
| 54 | ✓         | Damp proofing                    | 1 wk     | Mon 3/4/24   | Fri 3/8/24   | 53                      | Mon 3/4/24   | Fri 3/8/24    | 0 wks       |       |       |     |      |      |  |  |  |  |  |  |
| 55 | ✓         | Rigid Insulation                 | 2 wks    | Mon 3/25/24  | Fri 4/5/24   | 54                      | Mon 3/25/24  | Fri 4/5/24    | 0 wks       |       |       |     |      |      |  |  |  |  |  |  |
| 56 | ✓         | Storefronts & Windows            | 2 wks    | Mon 4/8/24   | Fri 4/19/24  | 51SS-8 wks,5 Mon 4/8/24 | Mon 4/8/24   | Fri 4/19/24   | 0 wks       |       |       |     |      |      |  |  |  |  |  |  |
| 57 | ✓         | Metal Wall & Soffit Panels       | 4 wks    | Tue 5/21/24  | Mon 6/17/24  | 56,120                  | Tue 5/21/24  | Mon 6/17/24   | 0 wks       |       |       |     |      |      |  |  |  |  |  |  |
| 58 | ✓         | Exterior Doors                   | 4 days   | Tue 5/14/24  | Fri 5/17/24  | 54,55,57                | Tue 5/14/24  | Fri 5/17/24   | 0 days      |       |       |     |      |      |  |  |  |  |  |  |
| 59 | ✓         | OH Doors                         | 1 wk     | Wed 3/20/24  | Tue 3/26/24  |                         | Wed 3/20/24  | Tue 3/26/24   | 0 wks       |       |       |     |      |      |  |  |  |  |  |  |
| 60 | ✓         | Aluminum Canopies                | 5 days   | Fri 9/13/24  | Thu 9/19/24  | 56                      | Fri 9/13/24  | NA            | 30 days     |       |       |     |      |      |  |  |  |  |  |  |
| 61 | ✓         | Interior Buildout                | 199 days | Mon 1/22/24  | Thu 10/24/24 |                         | Mon 1/22/24  | NA            | 5 days      |       |       |     |      |      |  |  |  |  |  |  |
| 62 | ✓         | Sprinkler pipe                   | 2 wks    | Mon 1/29/24  | Tue 3/12/24  | 53                      | Mon 1/29/24  | Tue 3/12/24   | 0 wks       |       |       |     |      |      |  |  |  |  |  |  |
| 63 | ✓         | Ductwork                         | 2 wks    | Mon 1/22/24  | Tue 3/12/24  | 53                      | Mon 1/22/24  | Tue 3/12/24   | 0 wks       |       |       |     |      |      |  |  |  |  |  |  |
| 64 | ✓         | Insulate ductwork                | 2 days   | Mon 2/5/24   | Thu 3/14/24  | 63                      | Mon 2/5/24   | Thu 3/14/24   | 0 days      |       |       |     |      |      |  |  |  |  |  |  |
| 65 | ✓         | Overhead electrical              | 2 wks    | Mon 2/5/24   | Fri 3/15/24  | 53                      | Mon 2/5/24   | Fri 3/15/24   | 0 wks       |       |       |     |      |      |  |  |  |  |  |  |
| 66 | ✓         | Plumbing topout                  | 2 wks    | Mon 1/29/24  | Fri 3/15/24  | 53                      | Mon 1/29/24  | Fri 3/15/24   | 0 wks       |       |       |     |      |      |  |  |  |  |  |  |
| 67 | ✓         | Set mechanical equipment         | 3 days   | Wed 5/15/24  | Fri 5/17/24  | 120                     | Wed 5/15/24  | Fri 5/17/24   | 0 days      |       |       |     |      |      |  |  |  |  |  |  |
| 68 | ✓         | Frame interior walls             | 7 days   | Mon 2/5/24   | Tue 3/26/24  | 62,63,65,66             | Mon 2/5/24   | Tue 3/26/24   | 0 days      |       |       |     |      |      |  |  |  |  |  |  |
| 69 | ✓         | One-side drywall                 | 1 wk     | Tue 4/16/24  | Fri 4/26/24  | 56                      | Tue 4/16/24  | Fri 4/26/24   | 0 wks       |       |       |     |      |      |  |  |  |  |  |  |
| 70 | ✓         | In-wall electrical               | 5 days   | Tue 2/6/24   | Mon 5/20/24  | 69                      | Tue 2/6/24   | Mon 5/20/24   | 0 days      |       |       |     |      |      |  |  |  |  |  |  |

Project: Station 94  
Date: Tue 9/10/24

Task Split Milestone

Summary Project Summary Inactive Task

Inactive Milestone Inactive Summary Manual Task

Duration-only Manual Summary Rollup Manual Summary

Start-only Finish-only External Tasks

External Milestone Deadline Critical

Critical Split Progress Manual Progress

| ID  | Task Mode | Task Name                       | Duration | Start        | Finish       | Predecessors | Actual Start | Actual Finish | Total Slack | Month | April | May | June | July |
|-----|-----------|---------------------------------|----------|--------------|--------------|--------------|--------------|---------------|-------------|-------|-------|-----|------|------|
| 71  | ✓         | Measure millwork                | 1 day    | Mon 4/29/24  | Mon 4/29/24  | 69           | Mon 4/29/24  | Mon 4/29/24   | 0 days      | E     | B     | M   | E    | M    |
| 72  | ✓         | Build electrical service        | 2.8 wks  | Mon 5/20/24  | Thu 6/6/24   | 21           | Mon 5/20/24  | Thu 6/6/24    | 0 wks       | E     | B     | M   | E    | M    |
| 73  | ✓         | Enterize Building               | 7 days   | Tue 9/9/24   | Wed 9/11/24  | 72,130       | Tue 9/9/24   | NA            | 0 days      | E     | B     | M   | E    | M    |
| 74  | ✓         | HVAC Startup                    | 3 days   | Thu 9/12/24  | Mon 9/16/24  | 73           | NA           | NA            | 0 days      | E     | B     | M   | E    | M    |
| 75  | ✓         | Wood Blocking                   | 2 days   | Mon 5/20/24  | Wed 5/22/24  | 70           | Mon 5/20/24  | Wed 5/22/24   | 0 days      | E     | B     | M   | E    | M    |
| 76  | ✓         | Insulate walls                  | 1 wk     | Fri 6/21/24  | Thu 6/27/24  |              | Fri 6/21/24  | Thu 6/27/24   | 0 wks       | E     | B     | M   | E    | M    |
| 77  | ✓         | Complete drywall installation   | 1 wk     | Fri 6/28/24  | Thu 7/4/24   | 76,69        | Fri 6/28/24  | Thu 7/4/24    | 0 wks       | E     | B     | M   | E    | M    |
| 78  | ✓         | Tape & float drywall            | 2 wks    | Fri 7/5/24   | Thu 7/18/24  | 77,58,56     | Fri 7/5/24   | Thu 7/18/24   | 0 wks       | E     | B     | M   | E    | M    |
| 79  | ✓         | Prime walls                     | 3 days   | Fri 7/19/24  | Tue 7/23/24  | 78           | Fri 7/19/24  | Tue 7/23/24   | 0 days      | E     | B     | M   | E    | M    |
| 80  | ✓         | Install ceiling grid            | 3 days   | Wed 7/24/24  | Fri 7/26/24  | 79           | Wed 7/24/24  | Fri 7/26/24   | 0 days      | E     | B     | M   | E    | M    |
| 81  | ✓         | Frame drywall ceilings          | 2 days   | Wed 7/24/24  | Thu 7/25/24  | 79           | Wed 7/24/24  | Thu 7/25/24   | 0 days      | E     | B     | M   | E    | M    |
| 82  | ✓         | Light fixtures                  | 5 days   | Mon 7/29/24  | Fri 8/2/24   | 80,81        | Mon 7/29/24  | NA            | 64 days     | E     | B     | M   | E    | M    |
| 83  | ✓         | Sprinkler heads                 | 3 days   | Wed 8/28/24  | Thu 9/12/24  | 80,81,73     | Wed 8/28/24  | NA            | 0 days      | E     | B     | M   | E    | M    |
| 84  | ✓         | Harris County Hydro Test        | 2 days   | Mon 9/2/24   | Thu 9/12/24  | 83           | Mon 9/2/24   | NA            | 35.5 days   | E     | B     | M   | E    | M    |
| 85  | ✓         | Flex duct and GRDs              | 1 wk     | Mon 7/29/24  | Fri 8/2/24   | 80,81        | Mon 7/29/24  | NA            | 12.8 wks    | E     | B     | M   | E    | M    |
| 86  | ✓         | Low voltage wire                | 1 wk     | Mon 7/29/24  | Fri 8/2/24   | 80,81        | Mon 7/29/24  | NA            | 12.8 wks    | E     | B     | M   | E    | M    |
| 87  | ✓         | Sheetrock ceilings              | 0 days   | Thu 7/25/24  | Fri 7/26/24  | 83,85,86     | Thu 7/25/24  | Fri 7/26/24   | 0 days      | E     | B     | M   | E    | M    |
| 88  | ✓         | prime ceilings                  | 1 day    | Mon 7/29/24  | Mon 7/29/24  | 87           | Mon 7/29/24  | Mon 7/29/24   | 0 days      | E     | B     | M   | E    | M    |
| 89  | ✓         | 1st coat walls and ceilings     | 5 days   | Mon 7/22/24  | Fri 7/26/24  | 88,74        | Mon 7/22/24  | Fri 7/26/24   | 0 days      | E     | B     | M   | E    | M    |
| 90  | ✓         | Install in-ceiling devices      | 3 days   | Mon 7/29/24  | Wed 7/31/24  | 89           | Mon 7/29/24  | NA            | 33 days     | E     | B     | M   | E    | M    |
| 91  | ✓         | Ceiling tiles                   | 3 days   | Tue 9/17/24  | Thu 9/19/24  | 90,74        | NA           | NA            | 0 days      | E     | B     | M   | E    | M    |
| 92  | ✓         | Wall & floor tile               | 7 days   | Mon 8/26/24  | Tue 9/3/24   | 89           | Mon 8/26/24  | NA            | 12 days     | E     | B     | M   | E    | M    |
| 93  | ✓         | Set millwork & counters         | 3 days   | Fri 9/20/24  | Tue 9/24/24  | 92,91        | NA           | NA            | 0 days      | E     | B     | M   | E    | M    |
| 94  | ✓         | Plumbing fixtures               | 4 days   | Wed 9/25/24  | Mon 9/30/24  | 93           | NA           | NA            | 0 days      | E     | B     | M   | E    | M    |
| 95  | ✓         | Toilet partitions & accessories | 3 days   | Tue 10/1/24  | Thu 10/3/24  | 94           | NA           | NA            | 0 days      | E     | B     | M   | E    | M    |
| 96  | ✓         | Resilient flooring              | 2 days   | Fri 10/4/24  | Mon 10/7/24  | 95           | NA           | NA            | 0 days      | E     | B     | M   | E    | M    |
| 97  | ✓         | Carpet                          | 2 days   | Tue 10/8/24  | Wed 10/9/24  | 96           | NA           | NA            | 0 days      | E     | B     | M   | E    | M    |
| 98  | ✓         | Final paint                     | 4 days   | Thu 10/10/24 | Tue 10/15/24 | 97           | NA           | NA            | 0 days      | E     | B     | M   | E    | M    |
| 99  | ✓         | Electrical & data plates        | 2 days   | Wed 10/16/24 | Thu 10/17/24 | 98           | NA           | NA            | 8 days      | E     | B     | M   | E    | M    |
| 100 | ✓         | Install fans                    | 2 days   | Fri 10/18/24 | Mon 10/21/24 | 99           | NA           | NA            | 8 days      | E     | B     | M   | E    | M    |
| 101 | ✓         | Rubber base                     | 1 day    | Wed 10/16/24 | Wed 10/16/24 | 98           | NA           | NA            | 0 days      | E     | B     | M   | E    | M    |
| 102 | ✓         | Swing & lock doors              | 5 days   | Wed 10/16/24 | Tue 10/22/24 | 98           | NA           | NA            | 7 days      | E     | B     | M   | E    | M    |
| 103 | ✓         | Appliances                      | 2 days   | Thu 10/17/24 | Fri 10/18/24 | 101          | NA           | NA            | 0 days      | E     | B     | M   | E    | M    |
| 104 | ✓         | Window coverings                | 2 days   | Thu 10/17/24 | Fri 10/18/24 | 103SS        | NA           | NA            | 0 days      | E     | B     | M   | E    | M    |
| 105 | ✓         | Punchout & inspections          | 4 days   | Mon 10/21/24 | Thu 10/24/24 | 104          | NA           | NA            | 0 days      | E     | B     | M   | E    | M    |

Project: Station 94  
Date: Tue 9/10/24

Task Split Milestone

Summary Project Summary Inactive Task

Inactive Milestone Inactive Summary Manual Task

Duration-only Manual Summary Rollup Manual Summary

Start-only Finish-only External Tasks

External Milestone Deadline Critical

Critical Split Progress Manual Progress

| ID  | Task Mode | Task Name                                  | Start        | Duration | Finish       | Predecessors             | Actual Start | Actual Finish | Total Slack | March | April | May | June | July |
|-----|-----------|--------------------------------------------|--------------|----------|--------------|--------------------------|--------------|---------------|-------------|-------|-------|-----|------|------|
| 106 | ✓         | Set Generator                              | Tue 6/25/24  | 4 days   | Fri 6/28/24  | 20,67                    | Tue 6/25/24  | Fri 6/28/24   | 0 days      |       |       |     |      |      |
| 107 | ✓         | Sitework                                   | Thu 2/29/24  | 145 days | Wed 9/18/24  |                          | Thu 2/29/24  | NA            | 31 days     |       |       |     |      |      |
| 108 | ✓         | Make Safe For Demolition                   | Thu 2/29/24  | 7 days   | Fri 3/8/24   |                          | Thu 2/29/24  | Fri 3/8/24    | 0 days      |       |       |     |      |      |
| 109 | ✓         | Asbestos Abatement                         | Mon 3/11/24  | 3 days   | Wed 3/13/24  | 108                      | Mon 3/11/24  | Wed 3/13/24   | 0 days      |       |       |     |      |      |
| 110 | ✓         | Demolition of Existing Structures          | Thu 3/14/24  | 3 days   | Mon 3/18/24  | 109                      | Thu 3/14/24  | Mon 3/18/24   | 0 days      |       |       |     |      |      |
| 111 | ✓         | Pavement and Foundation Demo               | Tue 3/19/24  | 2 days   | Wed 3/20/24  | 108,110                  | Tue 3/19/24  | Wed 3/20/24   | 0 days      |       |       |     |      |      |
| 112 | ✓         | Install New Culverts                       | Mon 3/25/24  | 4 days   | Thu 3/28/24  | 111                      | Mon 3/25/24  | Thu 3/28/24   | 0 days      |       |       |     |      |      |
| 113 | ✓         | Storm Sewer Phase 1                        | Fri 3/29/24  | 2 wks    | Thu 4/11/24  | 112                      | Fri 3/29/24  | Thu 4/11/24   | 0 wks       |       |       |     |      |      |
| 114 | ✓         | Install Grease Separator                   | Fri 3/29/24  | 3 days   | Tue 4/2/24   | 112                      | Fri 3/29/24  | Tue 4/2/24    | 0 days      |       |       |     |      |      |
| 115 | ✓         | Sanitary Sewer                             | Fri 4/12/24  | 5 days   | Thu 4/18/24  | 113                      | Fri 4/12/24  | Thu 4/18/24   | 0 days      |       |       |     |      |      |
| 116 | ✓         | Water Service                              | Mon 4/22/24  | 1 wk     | Fri 4/26/24  | 115                      | Mon 4/22/24  | Fri 4/26/24   | 0 wks       |       |       |     |      |      |
| 117 | ✓         | Fire Line                                  | Mon 4/22/24  | 3 days   | Wed 4/24/24  | 115                      | Mon 4/22/24  | Wed 4/24/24   | 0 days      |       |       |     |      |      |
| 118 | ✓         | Electrical service/ Grounding Loop         | Mon 4/29/24  | 5 days   | Fri 5/3/24   | 115,113,114, Mon 4/29/24 | Mon 4/29/24  | Fri 5/3/24    | 0 days      |       |       |     |      |      |
| 119 | ✓         | Natural Gas Line                           | Mon 4/29/24  | 1 day    | Mon 4/29/24  | 113,116,117              | NA           | NA            | 133 days    |       |       |     |      |      |
| 120 | ✓         | Form and pour Mow strips and equipment pad | Wed 5/1/24   | 10 days  | Tue 5/14/24  |                          | Wed 5/1/24   | Tue 5/14/24   | 0 days      |       |       |     |      |      |
| 121 | ✓         | Pond Layout                                | Wed 5/15/24  | 2 days   | Thu 5/16/24  | 118,55,120               | Wed 5/15/24  | Thu 5/16/24   | 0 days      |       |       |     |      |      |
| 122 | ✓         | Dewatering                                 | Mon 5/20/24  | 30 days  | Fri 6/28/24  | 121                      | Mon 5/20/24  | Fri 6/28/24   | 0 days      |       |       |     |      |      |
| 123 | ✓         | Excavate Pond                              | Mon 6/10/24  | 2 wks    | Fri 6/21/24  | 122,55+2 wks Mon 6/10/24 | Mon 6/10/24  | Fri 6/21/24   | 0 wks       |       |       |     |      |      |
| 124 | ✓         | Form and Pour Pond Walls                   | Mon 6/24/24  | 4 wks    | Fri 7/19/24  | 123                      | Mon 6/24/24  | Fri 7/19/24   | 0 wks       |       |       |     |      |      |
| 125 | ✓         | Lift Station/ Phase 2 Storm                | Mon 6/10/24  | 2 wks    | Fri 6/21/24  | 123                      | Mon 6/10/24  | Fri 6/21/24   | 0 wks       |       |       |     |      |      |
| 126 | ✓         | Cut/ fill paving                           | Mon 7/22/24  | 1 wk     | Fri 7/26/24  | 124                      | Mon 7/22/24  | Fri 7/26/24   | 0 wks       |       |       |     |      |      |
| 127 | ✓         | Bluetop paving                             | Mon 7/29/24  | 2 days   | Tue 7/30/24  | 126                      | Mon 7/29/24  | Tue 7/30/24   | 0 days      |       |       |     |      |      |
| 128 | ✓         | Stabilize paving                           | Wed 7/31/24  | 5 days   | Tue 8/6/24   | 127                      | Wed 7/31/24  | Tue 8/6/24    | 0 days      |       |       |     |      |      |
| 129 | ✓         | Paving forms & steel                       | Mon 7/29/24  | 4 days   | Mon 8/12/24  | 128,41                   | Mon 7/29/24  | Mon 8/12/24   | 0 days      |       |       |     |      |      |
| 130 | ✓         | Place paving                               | Tue 8/13/24  | 1 day    | Tue 8/13/24  | 129                      | Tue 8/13/24  | Tue 8/13/24   | 0 days      |       |       |     |      |      |
| 131 | ✓         | Sawcut Control Joints                      | Tue 8/13/24  | 1 day    | Tue 8/13/24  | 130,55                   | Tue 8/13/24  | Tue 8/13/24   | 0 days      |       |       |     |      |      |
| 132 | ✓         | Rain Days                                  | Wed 8/14/24  | 8 days   | Fri 8/23/24  | 131,44                   | Wed 8/14/24  | Fri 8/23/24   | 0 days      |       |       |     |      |      |
| 133 | ✓         | Landscaping and Irrigation                 | Wed 8/14/24  | 21 days  | Wed 9/11/24  | 131                      | NA           | NA            | 31 days     |       |       |     |      |      |
| 134 | ✓         | Striping                                   | Thu 9/12/24  | 5 days   | Wed 9/18/24  | 133                      | NA           | NA            | 31 days     |       |       |     |      |      |
| 135 | ✓         | Substantial Completion                     | Thu 10/24/24 | 0 days   | Thu 10/24/24 | 105                      | NA           | NA            | 0 days      |       |       |     |      |      |
| 136 | ✓         | Punchout                                   | Fri 10/25/24 | 5 days   | Thu 10/31/24 | 135                      | NA           | NA            | 0 days      |       |       |     |      |      |
| 137 | ✓         | Building turn-over                         | Thu 10/31/24 | 0 days   | Thu 10/31/24 | 136                      | NA           | NA            | 0 days      |       |       |     |      |      |

Task:  Summary  Project Summary  Inactive Task  
 Milestone:  Inactive Milestone  Inactive Summary  Manual Task  
 Duration-only:  Manual Summary Rollup  Manual Summary  
 Start-only:  Start-only  Finish-only  External Tasks  
 External Milestone:  External Milestone  Critical  
 Critical Split:  Critical Split  Progress  Manual Progress

Harris County ESD #1  
EMS Stations 93 & 96  
Pay Application #12 Station Totals  
September 9, 2024

Station 93:

|                   |                |
|-------------------|----------------|
| Total Value       | \$3,187,599.98 |
| Invoiced to Date  | 2,825,102.36   |
| Percent Complete  | 88.63%         |
| Balance to Finish | \$362,497.62   |

Station 96:

|                   |                |
|-------------------|----------------|
| Total Value       | \$3,912,548.08 |
| Invoiced to Date  | 3,334,839.23   |
| Percent Complete  | 85.23%         |
| Balance to Finish | \$577,708.85   |





# Document G742™ - 2015

## Application and Certificate for Payment for a Design-Build Project

**TO OWNER:** Harris Co. ESD #1  
2800 Aldine Bender Rd.  
Houston, TX 77032

**PROJECT:** Harris Co. ESD #93 & #96  
#93: 7710 Fallbrook, Houston, TX  
77086 & #96: 2947 Washington Ave.,  
Houston, TX 77007

**FROM DESIGN-BUILDER:** Construction Masters of Houston  
P. O. Box 1587  
Pearland, TX 77588

**APPLICATION NO:** 018  
**PERIOD TO:** August 31, 2024

**CONTRACT FOR:** General Construction  
**CONTRACT DATE:**  
**PROJECT NOS:** / 6922

**Distribution to:**  
OWNER:   
ARCHITECT:   
DESIGN-BUILDER:   
FIELD:   
OTHER:

### DESIGN-BUILDER'S APPLICATION FOR PAYMENT

Application is made for payment, as shown below, in connection with the Contract, AIA Document G743™. Continuation Sheet for a Design-Build Project, is attached.


- 1. ORIGINAL CONTRACT SUM ..... \$302,500.00
- 2. NET CHANGE BY CHANGE ORDERS ..... \$145,601.08
- 3. CONTRACT SUM TO DATE (Line 1 ± 2) ..... \$448,101.08
- 4. TOTAL COMPLETED & STORED TO DATE (Column G on G743) ..... \$410,551.08
- 5. RETAINAGE:
  - a. 0 % of Completed Work (Column D + E on G743) ..... \$0.00
  - b. 0 % of Stored Material (Column F on G743) ..... \$0.00
- Total Retainage (Lines 5a + 5b or Total in Column I of G743) ..... \$0.00
- 6. TOTAL EARNED LESS RETAINAGE ..... \$410,551.08  
(Line 4 Less Line 5 Total)
- 7. LESS PREVIOUS CERTIFICATES FOR PAYMENT ..... \$406,450.08  
(Line 6 from prior Certificate)

- 8. CURRENT PAYMENT DUE ..... \$4,101.00
- 9. BALANCE TO FINISH, INCLUDING RETAINAGE (Line 3 less Line 6) ..... \$37,550.00

| CHANGE ORDER SUMMARY                               | ADDITIONS           | DEDUCTIONS          |
|----------------------------------------------------|---------------------|---------------------|
| Total changes approved in previous months by Owner | \$145,601.08        | \$0.00              |
| Total approved this Month                          | \$0.00              | \$0.00              |
| <b>TOTALS</b>                                      | <b>\$145,601.08</b> | <b>\$0.00</b>       |
| <b>NET CHANGES by Change Order</b>                 |                     | <b>\$145,601.08</b> |

The undersigned Design-Builder certifies that to the best of the Design-Builder's knowledge, information and belief the Work covered by this Application for Payment has been completed in accordance with the Design-Build Documents, that all amounts have been paid by the Design-Builder for Work for which previous Certificates for Payment were issued and payments received from the Owner, and that current payment shown herein is now due.

**DESIGN-BUILDER:** \_\_\_\_\_  
 By: \_\_\_\_\_  
 State of: Texas  
 County of: Brazoria  
 Date: September 09, 2024



### CERTIFICATE FOR PAYMENT

In accordance with the Design-Build Documents, based on the Owner's review of the Work and the data comprising this application, the Owner determines the following amount is properly due and owing to the Design-Builder.

**AMOUNT DUE** ..... \$4,101.00  
 (Attach explanation if amount certified differs from the amount applied. Initial all figures on this Application and on the Continuation Sheet that are changed to conform with the amount certified.)

**OWNER:** \_\_\_\_\_  
 By: \_\_\_\_\_  
 Date: \_\_\_\_\_

This Certificate is not negotiable. The AMOUNT CERTIFIED is payable only to the Design-Builder named herein. Issuance, payment and acceptance of payment are without prejudice to any rights of the Owner or Design-Builder under this Contract.

AIA Document G742 - 2015. Copyright © 2015. All rights reserved. "The American Institute of Architects," "AIA," the AIA Logo, and "AIA Contract Documents" are trademarks of The American Institute of Architects. This document was produced at 12:45:49 ET on 09/10/2024 under Order No.4104250254 which expires on 02/13/2025, is not for resale, is licensed for one-time use only, and may only be used in accordance with the AIA Contract Documents Terms of Service. To report copyright violations, e-mail docinfo@aiacontracts.com.

**User Notes:** (3B9ADA3F)




## Conditional Waiver & Release Upon Partial Payment

Whereas, the undersigned **Construction Masters of Houston, Inc.** has performed work or furnished materials for improvement to property known as **Harris County ESD #93 & #96, Design Phase** located in the city of Houston, state of Texas.

The undersigned further certifies that all labor and materials furnished by the undersigned in connection with the above-named project has been paid in full and agrees to indemnify and save harmless the said Owner, **Harris County ESD #1**, against all loss, damages, cost or expense of any character whatsoever that may arise by reason of claims for labor or unpaid material used in connection with said improvements. When the check has been properly endorsed and has been paid by the bank upon which it is drawn, this document shall become effective to release pro tanto, any mechanic's lien, stop notice or bond right the undersigned has on the job.

Signed, Sealed and Delivered This 9<sup>th</sup> Day of September, 2024

**Construction Masters of Houston, Inc.**

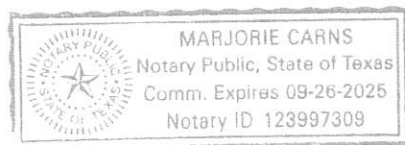
By: 

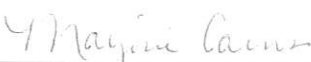
Title: **President**

State of Texas }  
County of Brazoria }

Before me, the undersigned authority, on this day appeared **Justin Davis**, a person known to me, who upon being placed under oath, stated that he read and signed the foregoing instrument for the purposes and consideration therein stated and as the act and deed of **Construction Masters of Houston, Inc.** and further stated that each statement therein is within his knowledge and is true and correct.

Sworn and subscribed to before me on the 9<sup>th</sup> day of September, 2024.



  
Notary Public in and for Brazoria County, Texas  
My commission expires: 9/26/25

# Invoice



Page 1/1  
 Invoice 03039  
 Date 8/31/2024

**Harris County Emergency Corps**  
 2800 Aldine Bender Road  
 Houston TX 77032

**Bill To:** Harris County ESD#1

**Ship To:** Harris County ESD#1  
 Melissa Morton

| Customer ID |                        | Shipping Method                  | Payment Terms  | Req Ship Date | Master No.     |
|-------------|------------------------|----------------------------------|----------------|---------------|----------------|
| H0001       |                        |                                  | Due on Receipt | 8/31/2024     | 3,009          |
| Ordered     | Item Number            | Description                      | Discount       | Unit Price    | Ext. Price     |
| 2,568       | 911 SERVICES           | 911 Services under ESD1 contract | \$0.00         | \$984.21      | \$2,527,451.28 |
| 1.00        | INTERMEDI<br>COLLECTED | IMX & Digitech Net Cash Receipts | \$0.00         | -\$630,684.85 | -\$630,684.85  |
| 1.00        | LEASE<br>AMBULANCES    | Lease Payments ESD1 Ambulances   | \$0.00         | -\$7,000.00   | -\$7,000.00    |
| 1.00        | LEASE<br>PAYMENTS      | Lease payments to ESD1 Bldg/Eq   | \$0.00         | -\$45,553.00  | -\$45,553.00   |

Thank you for your business!

|                |                       |
|----------------|-----------------------|
| Subtotal       | \$1,844,213.43        |
| Misc           | \$0.00                |
| Tax            | \$0.00                |
| Freight        | \$0.00                |
| Trade Discount | \$0.00                |
| <b>Total</b>   | <b>\$1,844,213.43</b> |



Ginger Gauthier &lt;ginger@themortonassociates.com&gt;

**Fwd: FW: Mount Houston Road MUD - ESD 1 Agreement Amendment**

1 message

Melissa Morton &lt;melissacpa@themortonassociates.com&gt;

Tue, Aug 27, 2024 at 3:58 PM

To: Ginger Gauthier &lt;ginger@themortonassociates.com&gt;

I don't think I sent this to you. Can you add this payment amount to the system.

**Melissa C. Morton, CPA**  
**The Morton Accounting Services**  
**Phone: 281-416-8571**  
**Toll Free Fax: 1-855-331-3080**

<http://www.themortonassociates.com>

**Client Portal Link**

----- Forwarded message -----

From: **Jeremy Hyde** <jhyde@hcec.com>

Date: Thu, Aug 8, 2024 at 2:07 PM

Subject: FW: Mount Houston Road MUD - ESD 1 Agreement Amendment

To: Melissa Morton <melissacpa@themortonassociates.com>

**From:** Judy Marcantel <jmarcantel@sklaw.us>

**Sent:** Tuesday, August 06, 2024 3:02 PM

**To:** Jeremy Hyde <jhyde@hcec.com>

**Cc:** Laura Davis <LDavis@sklaw.us>; Brenda Garcia <BGarcia@municipalaccounts.com>; Municipal Accounts & Consulting, L.P. <mounthouston@municipalaccounts.com>

**Subject:** RE: Mount Houston Road MUD - ESD 1 Agreement Amendment

Good afternoon,

Attached is the fully executed Amendment to the existing Facility Design and Construction Agreement between Mount Houston Road and the ESD. Set forth herein, the payment of \$122,020.00 is now due from ESD. Please make payable to Mount Houston Road Municipal Utility District and send directly to the District's bookkeeper. Mailing info is below:

Municipal Accounts & Consulting, L.P.

1281 Brittmoore Rd.

Houston, Tx 77043

Best regards,

Judy Marcantel

*Legal Assistant*

**SANFORD KUHL HAGAN KUGLE PARKER KAHN LLP**

1980 Post Oak Boulevard

Suite 1380

Houston, Texas 77056

T: 713.850.9000

F: 713.850.1330

E: [jmarcantel@sklaw.us](mailto:jmarcantel@sklaw.us)

[www.sklaw.us](http://www.sklaw.us)

**IN CONNECTION WITH THE TEXAS OPEN MEETINGS ACT, THIS INFORMATION IS PROVIDED FOR MEETING PREPARATION PURPOSES ONLY. PLEASE DO NOT RESPOND BY USING THE 'REPLY TO ALL' KEY OR COMMUNICATE IN ANY OTHER WAY THAT WOULD CONSTITUTE DELIBERATION ON THIS MATTER OUTSIDE OF THE MEETING.**

CONFIDENTIALITY NOTICE: This e-mail transmission (and/or the attachments accompanying it) may contain confidential information belonging to the sender which is protected by the attorney-client privilege. The information is intended only for the use of the intended recipient. If you are not the intended recipient, you are hereby notified that any disclosure, copying, distribution or the taking of any action in reliance on the contents of this information is strictly prohibited. Any unauthorized interception of this transmission is illegal. If you have received this transmission in error, please promptly notify the sender by reply e-mail, and then destroy all copies of the transmission.

**From:** Jeremy Hyde <[jhyde@hcec.com](mailto:jhyde@hcec.com)>

**Sent:** Monday, July 29, 2024 2:19 PM

**To:** Laura Davis <[LDavis@sklaw.us](mailto:LDavis@sklaw.us)>

**Cc:** Judy Marcantel <[jmarcantel@sklaw.us](mailto:jmarcantel@sklaw.us)>

**Subject:** RE: Mount Houston Road MUD - ESD 1 Agreement Amendment

Please see the amendment approved by ESD 1. Thank you again for working with us!

Thanks,  
Jeremy Hyde

Executive Director

Harris County Emergency Corps

8/27/24, 5:54 PM

The Morton Accounting Services Mail - Fwd: FW: Mount Houston Road MUD - ESD 1 Agreement Amendment

2800 Aldine Bender Rd.

Houston, TX 77032

281-977-3806 direct

jhyde@hcec.com

**From:** Laura Davis <LDavis@sklaw.us>  
**Sent:** Monday, July 22, 2024 11:36 AM  
**To:** Jeremy Hyde <jhyde@hcec.com>  
**Cc:** Judy Marcantel <jmarcantel@sklaw.us>  
**Subject:** Mount Houston Road MUD - ESD 1 Agreement Amendment

Good afternoon, Jeremy,

Attached for your review/the ESD's Board consideration is the proposed Amendment to the existing Facility Design and Construction Agreement between Mount Houston Road and the ESD. As you are aware, the City has required an additional looped waterline, which the engineers have been working through. The engineers finally have plan approval. The Amendment to the Agreement addresses this additional facility and engineering efforts. I also have attached the original agreement for your reference. The MHR Board meets on July 31 and will consider this Amendment.

Let me know if you have any questions.

Best regards,

Laura

**Laura C. Davis | Partner**

**Sanford Kuhl Hagan Kugle Parker Kahn LLP**

1980 Post Oak Blvd., Suite 1380

Houston, Texas 77056

T: 713.850-9000 x328

F: 713.850-1330

E: ldavis@sklaw.us

www.sklaw.us



**AMENDMENT TO FACILITY DESIGN AND CONSTRUCTION AGREEMENT - ESD 96\_Executed.pdf**  
894K

# INVOICE



**OAK Interactive, LLC**  
1819 Blue Water Bay Dr., Katy, TX 77494,  
UNITED STATES  
info@oakinteractive.com; Website:  
www.oakinteractive.com

**Invoice No#:** 14076  
**Invoice Date:** Aug 31, 2024  
**Reference:** Creative Services  
**Due Date:** Sep 30, 2024

**\$450.00**  
**AMOUNT DUE**

## BILL TO

HCESD-1.org  
Melissa Morton  
2800 Aldine Bender Rd., Houston, TX  
77032, UNITED STATES

| # | ITEMS & DESCRIPTION | QTY/HRS      | PRICE    | AMOUNT(\$)          |
|---|---------------------|--------------|----------|---------------------|
| 1 | Website Maintenance | 1            | \$450.00 | \$450.00            |
|   |                     | Subtotal     |          | \$450.00            |
|   |                     | <b>TOTAL</b> |          | <b>\$450.00 USD</b> |

## NOTES TO CUSTOMER

August, 2024 - Kindly Remit to: OAK Interactive, LLC  
1819 Blue Water Bay Dr., Katy, TX 77494

Thank YOU For Your Business!

## TERMS AND CONDITIONS

Net 30 - Interest accrued at 2% per month, thereafter. Make checks payable to: OAK Interactive, LLC or pay via Credit Card with a 4% processing fee. Sales Tax applied to:

- Website Maintenance
- Website Design & Development
- Hard Cost for production items



### Harris County Emergency Services District No. 1

Commissioner  
 Name: Pete M. Serna  
 Position: Commissioner

Pay Period  
 From: 5/1/2024  
 To: #####

| Date                   | Description                | Commissioner Fees | Lodging | Meals | Other | TOTAL    |
|------------------------|----------------------------|-------------------|---------|-------|-------|----------|
| 5/23/2024              | Commissioner Board meeting | 200.00            |         |       |       | 200.00   |
| 6/20/2024              | Video interview with HCEC  | 200.00            |         |       |       | 200.00   |
| 6/20/2024              | Commissioner Board meeting | 200.00            |         |       |       | 200.00   |
| 7/29/2024              | Commissioner Board meeting | 200.00            |         |       |       | 200.00   |
| 8/27/2024              | Commissioner Board meeting | 200.00            |         |       |       | 200.00   |
|                        |                            |                   |         |       |       | -        |
|                        |                            |                   |         |       |       | -        |
|                        |                            |                   |         |       |       | -        |
|                        |                            |                   |         |       |       | -        |
|                        |                            |                   |         |       |       | -        |
|                        |                            |                   |         |       |       | -        |
|                        |                            |                   |         |       |       | -        |
|                        |                            |                   |         |       |       | -        |
|                        |                            |                   |         |       |       | -        |
|                        |                            |                   |         |       |       | -        |
|                        |                            |                   |         |       |       | -        |
|                        |                            |                   |         |       |       | -        |
|                        |                            |                   |         |       |       | -        |
|                        |                            |                   |         |       |       | -        |
|                        |                            |                   |         |       |       | -        |
|                        |                            |                   |         |       |       | -        |
|                        |                            |                   |         |       |       | -        |
|                        |                            |                   |         |       |       | -        |
|                        |                            |                   |         |       |       | -        |
|                        |                            |                   |         |       |       | -        |
| <b>Sub Total:</b>      |                            |                   |         |       |       | 1,000.00 |
| <b>Mileage Detail:</b> |                            |                   |         |       |       | -        |
| <b>TOTAL:</b>          |                            |                   |         |       |       | 1,000.00 |

**Mileage Detail**

IRS Standard Rate    \$    0.67

| Date          | Purpose | Start Location | End Location | Miles | Amount |
|---------------|---------|----------------|--------------|-------|--------|
|               |         |                |              |       | -      |
|               |         |                |              |       | -      |
|               |         |                |              |       | -      |
|               |         |                |              |       | -      |
|               |         |                |              |       | -      |
|               |         |                |              |       | -      |
|               |         |                |              |       | -      |
|               |         |                |              |       | -      |
|               |         |                |              |       | -      |
|               |         |                |              |       | -      |
|               |         |                |              |       | -      |
|               |         |                |              |       | -      |
|               |         |                |              |       | -      |
|               |         |                |              |       | -      |
|               |         |                |              |       | -      |
|               |         |                |              |       | -      |
| <b>Total:</b> |         |                |              |       | -      |

My name is Pete M. Serna and I am a Commissioner of Harris County Emergency Services District No. 1. I am executing this declaration as part of my assigned duties and responsibilities. I declare under penalty of perjury that the foregoing is true and correct.

Executed in Harris County, Date of Texas on the 27th day of August, 2024.

*Pete M. Serna*  
 Declarant's Signature



# Invoice

|           |           |
|-----------|-----------|
| Date      | Invoice # |
| 8/31/2024 | 2610      |

|                                                                    |
|--------------------------------------------------------------------|
| Bill To                                                            |
| Harris County ESD #1<br>2800 Aldine Bender Rd<br>Houston, TX 77032 |

|        |           |
|--------|-----------|
| Terms  | Due Date  |
| Net 30 | 9/30/2024 |

| Serviced  | Description                                                                                                                                              | Time    | Rate     | Amount   |
|-----------|----------------------------------------------------------------------------------------------------------------------------------------------------------|---------|----------|----------|
| 8/31/2024 | August CPA Services                                                                                                                                      |         | 4,675.00 | 4,675.00 |
| 8/31/2024 | Additional Hours (Coordinating with board members on batch approvals, coordinating with bank to finalize credit cards, searching for arbitrage training) | 1.79162 | 160.00   | 286.66   |
| 8/31/2024 | Copies                                                                                                                                                   | 5       | 0.35     | 1.75     |

Please Remit Payment to:  
The Morton Accounting Service  
410 Pierce Street Suite 230  
Houston, TX 77002

or via the Intuit payment link in the email.

|                         |            |
|-------------------------|------------|
| <b>Total</b>            | \$4,963.41 |
| <b>Payments/Credits</b> | \$0.00     |
| <b>Balance Due</b>      | \$4,963.41 |

**TAX REVENUE CALCULATION - 2025**

---

**Alt 6 Calculation**

Section 8

|                         |                 |
|-------------------------|-----------------|
| No New Revenue Tax rate | 0.081696        |
| Voter Approval tax rate | <u>0.084477</u> |
| De minimis tax rate     | 0.083398        |

Line 21 from Tax Rate Calc Worksheet

|                          |                |                |
|--------------------------|----------------|----------------|
| 2024 Total Taxable Value | 29,412,305,812 | Use this value |
|--------------------------|----------------|----------------|

Line 25 from Tax Rate Calc Worksheet

|                              |                |
|------------------------------|----------------|
| 2023 Total Adj Taxable Value | 28,860,064,587 |
|------------------------------|----------------|

|                         |                  |            |
|-------------------------|------------------|------------|
| No New Revenue Tax rate | \$0.081696/\$100 | 0.00081696 |
|-------------------------|------------------|------------|

|                    |            |                         |
|--------------------|------------|-------------------------|
| Calculated Revenue | 24,028,677 | No New Revenue Tax rate |
|--------------------|------------|-------------------------|

|                         |                  |            |
|-------------------------|------------------|------------|
| Voter Approval tax rate | \$0.084477/\$100 | 0.00084477 |
|-------------------------|------------------|------------|

|                       |            |                         |
|-----------------------|------------|-------------------------|
| Calculated Revenue at | 24,846,634 | Voter Approval tax rate |
|-----------------------|------------|-------------------------|

|                     |                  |            |
|---------------------|------------------|------------|
| De minimis tax rate | \$0.083398/\$100 | 0.00083398 |
|---------------------|------------------|------------|

|                       |            |                     |
|-----------------------|------------|---------------------|
| Calculated Revenue at | 24,529,275 | De minimis tax rate |
|-----------------------|------------|---------------------|

**Standard Calculation**

|                         |          |
|-------------------------|----------|
| No New Revenue Tax rate | 0.080086 |
|-------------------------|----------|

|                         |          |
|-------------------------|----------|
| Voter Approval tax rate | 0.082897 |
|-------------------------|----------|

|                     |          |
|---------------------|----------|
| De minimis tax rate | 0.081871 |
|---------------------|----------|

Line 21 from Tax Rate Calc Worksheet

|                          |                |                |
|--------------------------|----------------|----------------|
| 2023 Total Taxable Value | 29,412,305,812 | Use this value |
|--------------------------|----------------|----------------|

Line 25 from Tax Rate Calc Worksheet

|                              |                |
|------------------------------|----------------|
| 2023 Total Adj Taxable Value | 28,860,064,587 |
|------------------------------|----------------|

|                         |                  |            |
|-------------------------|------------------|------------|
| No New Revenue Tax rate | \$0.080086/\$100 | 0.00080086 |
|-------------------------|------------------|------------|

|                    |            |                         |
|--------------------|------------|-------------------------|
| Calculated Revenue | 23,555,139 | No New Revenue Tax rate |
|--------------------|------------|-------------------------|

|                         |                  |            |
|-------------------------|------------------|------------|
| Voter Approval tax rate | \$0.080752/\$100 | 0.00082897 |
|-------------------------|------------------|------------|

|                       |            |                         |
|-----------------------|------------|-------------------------|
| Calculated Revenue at | 24,381,919 | Voter Approval tax rate |
|-----------------------|------------|-------------------------|

|                     |                  |            |
|---------------------|------------------|------------|
| De minimis tax rate | \$0.079854/\$100 | 0.00081871 |
|---------------------|------------------|------------|

|                       |            |                     |
|-----------------------|------------|---------------------|
| Calculated Revenue at | 24,080,149 | De minimis tax rate |
|-----------------------|------------|---------------------|

APPROVED  
Harris County ESD #1  
Board of Commissioners

SEP 24 2024

President: \_\_\_\_\_

Secretary: Agustin Bay



Prepared by: Ed Miller  
09/17/2024

Chastang Ford | 6200 N. Loop East Houston Texas | 770261936

## 2024 F-350 Chassis 4x2 SD Regular Cab 169" WB DRW XL (F3G)

Price Level: 430 | Quote ID: HCEC25F3G

### As Configured Vehicle

| Code                      | Description                                                                                                                                                                                                                                                                                                                                                                                                                                                                                                                                                                                                                                                                                           | MSRP        |
|---------------------------|-------------------------------------------------------------------------------------------------------------------------------------------------------------------------------------------------------------------------------------------------------------------------------------------------------------------------------------------------------------------------------------------------------------------------------------------------------------------------------------------------------------------------------------------------------------------------------------------------------------------------------------------------------------------------------------------------------|-------------|
| <b>Base Vehicle</b>       |                                                                                                                                                                                                                                                                                                                                                                                                                                                                                                                                                                                                                                                                                                       |             |
| F3G                       | Base Vehicle Price (F3G)                                                                                                                                                                                                                                                                                                                                                                                                                                                                                                                                                                                                                                                                              | \$49,545.00 |
| <b>Packages</b>           |                                                                                                                                                                                                                                                                                                                                                                                                                                                                                                                                                                                                                                                                                                       |             |
| 640A                      | Order Code 640A<br><i>Includes:</i><br>- Transmission: TorqShift 10-Speed Automatic<br>10R140 with neutral idle. Includes SelectShift and selectable drive modes: normal, tow/haul, eco, slippery roads and trail.<br>- GVWR: 14,000 lb Payload Package<br>- Tires: LT245/75Rx17E BSW PLUS A/S (6)<br>Spare may not be the same as the road tire.<br>- Wheels: 17" Argent Painted Steel<br>Hub covers/center ornaments not included.<br>- Radio: AM/FM Stereo w/MP3 Player<br>Includes 4 speakers.<br>- SYNC 4 Communications & Entertainment System<br>Includes enhanced voice recognition, 911 Assist, 8" LCD center stack screen, AppLink, 1 smart-charging USB port and trailer brake controller. | N/C         |
| <b>Powertrain</b>         |                                                                                                                                                                                                                                                                                                                                                                                                                                                                                                                                                                                                                                                                                                       |             |
| 99T                       | Engine: 6.7L 4V OHV Power Stroke<br>V8 Turbo Diesel B20<br><i>Includes Operator Commanded Regeneration (OCR), Diesel Exhaust Fluid (DEF) tank, intelligent oil-life monitor and manual push-button engine-exhaust braking.</i><br><br><i>Includes:</i><br>- Dual 68 AH/65 AGM Battery                                                                                                                                                                                                                                                                                                                                                                                                                 | \$10,495.00 |
| 44G                       | Transmission: TorqShift 10-Speed Automatic<br><i>10R140 with neutral idle. Includes SelectShift and selectable drive modes: normal, tow/haul, eco, slippery roads and trail.</i>                                                                                                                                                                                                                                                                                                                                                                                                                                                                                                                      | Included    |
| X4N                       | Limited Slip w/4.10 Axle Ratio                                                                                                                                                                                                                                                                                                                                                                                                                                                                                                                                                                                                                                                                        | \$395.00    |
| STDGV                     | GVWR: 14,000 lb Payload Package                                                                                                                                                                                                                                                                                                                                                                                                                                                                                                                                                                                                                                                                       | Included    |
| <b>Wheels &amp; Tires</b> |                                                                                                                                                                                                                                                                                                                                                                                                                                                                                                                                                                                                                                                                                                       |             |
| TD8                       | Tires: LT245/75Rx17E BSW PLUS A/S (6)<br><i>Spare may not be the same as the road tire.</i>                                                                                                                                                                                                                                                                                                                                                                                                                                                                                                                                                                                                           | Included    |

Prices and content availability as shown are subject to change and should be treated as estimates only. Actual base vehicle, package and option pricing may vary from this estimate because of special local pricing, availability or pricing adjustments not reflected in the dealer's computer system. See salesperson for the most current information.

Note: Prices and content availability as shown are subject to change and should be treated as estimates only. Actual base vehicle, package and option pricing may vary from this estimate because of special local pricing, availability or pricing adjustments not reflected in the dealer's computer system. See salesperson for the most current information.



Prepared by: Ed Miller  
09/17/2024

Chastang Ford | 6200 N. Loop East Houston Texas | 770261936

2024 F-350 Chassis 4x2 SD Regular Cab 169" WB DRW XL (F3G)

Price Level: 430 | Quote ID: HCEC25F3G

## As Configured Vehicle (cont'd)

| Code | Description                                                                                                                              | MSRP     |
|------|------------------------------------------------------------------------------------------------------------------------------------------|----------|
| 64K  | Wheels: 17" Argent Painted Steel<br><i>Hub covers/center ornaments not included.</i>                                                     | Included |
| 512  | Spare Tire & Wheel<br><br>Required in Rhode Island.<br><i>Excludes carrier.</i><br><br><i>Includes:</i><br><i>- 4-Ton Hydraulic Jack</i> | \$350.00 |

### Seats & Seat Trim

|   |                                                                                                                        |          |
|---|------------------------------------------------------------------------------------------------------------------------|----------|
| 1 | Cloth 40/20/40 Split Bench Seat<br><i>Includes center armrest, cupholder, storage and driver's side manual lumbar.</i> | \$100.00 |
|---|------------------------------------------------------------------------------------------------------------------------|----------|

### Other Options

|       |                                                                                                                                                                                                                                                                                                              |          |
|-------|--------------------------------------------------------------------------------------------------------------------------------------------------------------------------------------------------------------------------------------------------------------------------------------------------------------|----------|
| PAINT | Monotone Paint Application                                                                                                                                                                                                                                                                                   | STD      |
| 169WB | 169" Wheelbase                                                                                                                                                                                                                                                                                               | STD      |
| STDRD | Radio: AM/FM Stereo w/MP3 Player<br><i>Includes 4 speakers.</i><br><br><i>Includes:</i><br><i>- SYNC 4 Communications &amp; Entertainment System</i><br><i>Includes enhanced voice recognition, 911 Assist, 8" LCD center stack screen, AppLink, 1 smart-charging USB port and trailer brake controller.</i> | Included |
| 61J   | 4-Ton Hydraulic Jack                                                                                                                                                                                                                                                                                         | Included |
| 86M   | Dual 68 AH/65 AGM Battery                                                                                                                                                                                                                                                                                    | Included |
| 67B   | 410 Amp Dual Alternators<br><i>Includes 250 Amp + 160 Amp.</i>                                                                                                                                                                                                                                               | \$115.00 |
| 18B   | Platform Running Boards                                                                                                                                                                                                                                                                                      | \$320.00 |
| 872   | Rear View Camera & Prep Kit<br><i>Pre-installed content includes cab wiring and frame wiring to the rear most cross member. Upfitters kit includes camera with mounting bracket, 20' jumper wire and camera mounting/aiming instructions.</i>                                                                | \$415.00 |
| 43C   | 120V/400W Outlet<br><i>Includes 1 in-dash mounted outlet.</i>                                                                                                                                                                                                                                                | \$175.00 |

### Fleet Options

Prices and content availability as shown are subject to change and should be treated as estimates only. Actual base vehicle, package and option pricing may vary from this estimate because of special local pricing, availability or pricing adjustments not reflected in the dealer's computer system. See salesperson for the most current information.

Note: Prices and content availability as shown are subject to change and should be treated as estimates only. Actual base vehicle, package and option pricing may vary from this estimate because of special local pricing, availability or pricing adjustments not reflected in the dealer's computer system. See salesperson for the most current information.



Prepared by: Ed Miller  
09/17/2024

Chastang Ford | 6200 N. Loop East Houston Texas | 770261936

2024 F-350 Chassis 4x2 SD Regular Cab 169" WB DRW XL (F3G)

Price Level: 430 | Quote ID: HCEC25F3G

As Configured Vehicle (cont'd)

| Code                  | Description                                                                                                                                                                                                                                                                                                                                                                                                                                                                                                                                                                                                                                                                                                                                                                                                                                                                                                                                                                | MSRP       |
|-----------------------|----------------------------------------------------------------------------------------------------------------------------------------------------------------------------------------------------------------------------------------------------------------------------------------------------------------------------------------------------------------------------------------------------------------------------------------------------------------------------------------------------------------------------------------------------------------------------------------------------------------------------------------------------------------------------------------------------------------------------------------------------------------------------------------------------------------------------------------------------------------------------------------------------------------------------------------------------------------------------|------------|
| 47A                   | Ambulance Prep Package (LPO)<br>Requires valid FIN code.<br><i>Includes 5,250 to 5,990 lbs front springs/front GAWR rating, see Supplemental Order Guide for complete details. Incomplete vehicle package - requires further manufacture and certification by a final stage manufacturer. Ford vehicles are suitable for producing ambulances only if equipped with the Ford Ambulance Prep Package. In addition, Ford urges ambulance manufacturers to follow the recommendations of the Ford incomplete vehicle manual and the Ford Truck Body Builders layout book (and pertinent supplements). Using a Ford vehicle without the Ford ambulance prep package to produce an ambulance voids the Ford warranty. Note: Stationary Elevated Idle Control (SEIC) has been integrated into the engine control module.</i><br><br><i>Includes:</i><br>- 410 Amp Dual Alternators<br>Includes 250 Amp + 160 Amp.<br>- Dual 68 AH/65 AGM Battery                                 | \$1,205.00 |
| WARANT                | Fleet Customer Powertrain Limited Warranty<br>Requires valid FIN code.<br><i>Ford is increasing the 5-year 60,000-mile limited powertrain warranty to 5-years, 100,000 miles. Only Fleet purchasers with a valid Fleet Identification Number (FIN code) will receive the extended warranty. When the sale is entered into the sales reporting system with a sales type fleet along with a valid FIN code, the warranty extension will automatically be added to the vehicle. The extension will stay with the vehicle even if it is subsequently sold to a non-fleet customer before the expiration. This extension applies to both gas and diesel powertrains. Dealers can check for the warranty extension on eligible fleet vehicles in OASIS. Please refer to the Warranty and Policy Manual section 3.13.00 Gas Engine Commercial Warranty. This change will also be reflected in the printed Warranty Guided distributed with the purchase of every new vehicle.</i> | N/C        |
| <b>Emissions</b>      |                                                                                                                                                                                                                                                                                                                                                                                                                                                                                                                                                                                                                                                                                                                                                                                                                                                                                                                                                                            |            |
| 425                   | 50-State Emissions System                                                                                                                                                                                                                                                                                                                                                                                                                                                                                                                                                                                                                                                                                                                                                                                                                                                                                                                                                  | STD        |
| <b>Exterior Color</b> |                                                                                                                                                                                                                                                                                                                                                                                                                                                                                                                                                                                                                                                                                                                                                                                                                                                                                                                                                                            |            |
| UM_03                 | Agate Black Metallic                                                                                                                                                                                                                                                                                                                                                                                                                                                                                                                                                                                                                                                                                                                                                                                                                                                                                                                                                       | N/C        |
| <b>Interior Color</b> |                                                                                                                                                                                                                                                                                                                                                                                                                                                                                                                                                                                                                                                                                                                                                                                                                                                                                                                                                                            |            |
| 1S_06                 | Medium Dark Slate w/Cloth 40/20/40 Split Bench Seat                                                                                                                                                                                                                                                                                                                                                                                                                                                                                                                                                                                                                                                                                                                                                                                                                                                                                                                        | N/C        |
| <b>Upfit Options</b>  |                                                                                                                                                                                                                                                                                                                                                                                                                                                                                                                                                                                                                                                                                                                                                                                                                                                                                                                                                                            |            |
| 09 price increa       | 2025 price increase                                                                                                                                                                                                                                                                                                                                                                                                                                                                                                                                                                                                                                                                                                                                                                                                                                                                                                                                                        | \$2,500.00 |
| BuyBoard              | Buy Board Fee CONTRACT 724-23<br>CONTRACT 724-23                                                                                                                                                                                                                                                                                                                                                                                                                                                                                                                                                                                                                                                                                                                                                                                                                                                                                                                           | \$400.00   |

Prices and content availability as shown are subject to change and should be treated as estimates only. Actual base vehicle, package and option pricing may vary from this estimate because of special local pricing, availability or pricing adjustments not reflected in the dealer's computer system. See salesperson for the most current information.

Note: Prices and content availability as shown are subject to change and should be treated as estimates only. Actual base vehicle, package and option pricing may vary from this estimate because of special local pricing, availability or pricing adjustments not reflected in the dealer's computer system. See salesperson for the most current information.



Prepared by: Ed Miller  
09/17/2024

Chastang Ford | 6200 N. Loop East Houston Texas | 770261936

2024 F-350 Chassis 4x2 SD Regular Cab 169" WB DRW XL (F3G)

Price Level: 430 | Quote ID: HCEC25F3G

## As Configured Vehicle (cont'd)

| Code               | Description                                                          | MSRP        |
|--------------------|----------------------------------------------------------------------|-------------|
| titan              | DISABLE AUTO SHUT OFF<br><i>Per General Specifications 021764-00</i> | \$175.00    |
| SUBTOTAL           |                                                                      | \$66,190.00 |
| Destination Charge |                                                                      | \$1,995.00  |
| TOTAL              |                                                                      | \$68,185.00 |

Prices and content availability as shown are subject to change and should be treated as estimates only. Actual base vehicle, package and option pricing may vary from this estimate because of special local pricing, availability or pricing adjustments not reflected in the dealer's computer system. See salesperson for the most current information.

Note: Prices and content availability as shown are subject to change and should be treated as estimates only. Actual base vehicle, package and option pricing may vary from this estimate because of special local pricing, availability or pricing adjustments not reflected in the dealer's computer system. See salesperson for the most current information.



Prepared by: Ed Miller  
09/17/2024

Chastang Ford | 6200 N. Loop East Houston Texas | 770261936

2024 F-350 Chassis 4x2 SD Regular Cab 169" WB DRW XL (F3G)

Price Level: 430 | Quote ID: HCEC25F3G

## Pricing Summary - Single Vehicle

### MSRP

#### Vehicle Pricing

|                    |                    |
|--------------------|--------------------|
| Base Vehicle Price | \$49,545.00        |
| Options            | \$13,570.00        |
| Colors             | \$0.00             |
| Upfitting          | \$3,075.00         |
| Fleet Discount     | \$0.00             |
| Fuel Charge        | \$0.00             |
| Destination Charge | \$1,995.00         |
| <b>Subtotal</b>    | <b>\$68,185.00</b> |

#### Pre-Tax Adjustments

| Code         | Description             | MSRP               |
|--------------|-------------------------|--------------------|
| 01 ft        | DISCOUNT AND CONCESSION | -\$4,200.00        |
| <b>Total</b> |                         | <b>\$63,985.00</b> |

X 2  
\$ 127,970

  
Customer Signature

9-24-24  
Acceptance Date

APPROVED  
Harris County ESD #1  
Board of Commissioners

SEP 24 2024

President: 

Secretary: 

Prices and content availability as shown are subject to change and should be treated as estimates only. Actual base vehicle, package and option pricing may vary from this estimate because of special local pricing, availability or pricing adjustments not reflected in the dealer's computer system. See salesperson for the most current information.

Note: Prices and content availability as shown are subject to change and should be treated as estimates only. Actual base vehicle, package and option pricing may vary from this estimate because of special local pricing, availability or pricing adjustments not reflected in the dealer's computer system. See salesperson for the most current information.





Prepared by: Ed Miller  
09/17/2024

Chastang Ford | 6200 N. Loop East Houston Texas | 770261936

2024 F-350 Chassis 4x2 SD Regular Cab 169" WB DRW XL (F3G)

Price Level: 430 | Quote ID: HCEC25F3G

## Warranty

### Standard Warranty

#### *Basic Warranty*

Basic warranty 36 months/36,000 miles

#### *Powertrain Warranty*

Powertrain warranty 60 months/60,000 miles

#### *Corrosion Perforation*

Corrosion perforation warranty 60 months/unlimited

#### *Roadside Assistance Warranty*

Roadside warranty 60 months/60,000 miles

### Additional Warranty

#### *Diesel Engine Warranty*

Diesel engine warranty 60 months/100,000 miles

Prices and content availability as shown are subject to change and should be treated as estimates only. Actual base vehicle, package and option pricing may vary from this estimate because of special local pricing, availability or pricing adjustments not reflected in the dealer's computer system. See salesperson for the most current information.

Note: Prices and content availability as shown are subject to change and should be treated as estimates only. Actual base vehicle, package and option pricing may vary from this estimate because of special local pricing, availability or pricing adjustments not reflected in the dealer's computer system. See salesperson for the most current information.

## CALDWELL COUNTRY CHEVROLET

800 HWY. 21 E. CALDWELL, TEXAS 77836

BUYBOARD 724-23

End User: Harris County ESD 1 Caldwell Rep: Jake Schobinger QT# JS91924-2

Contact: Jeremy Hyde Phone: 979.429.8847

Phone/email: jhyde@hcec.com Date: Thursday, September 19, 2024

Product Description: Chevrolet Tahoe PPV (Police Package) email: jake@usaautomotivepartners.com

A. Bid Series: 20 A. Base Price: **\$ 39,550.00**

**B. Published Options [Itemize each below]**

| Code                                  | Options                           | Bid Price | Code | Options                      | Bid Price           |
|---------------------------------------|-----------------------------------|-----------|------|------------------------------|---------------------|
| 2025 Chevrolet Tahoe CC10706 2WD PPV  |                                   |           | AMF  | Remote Keyless Entry Package | INCL                |
| GBA                                   | Black                             | INCL      | RC1  | Skid Plates                  | INCL                |
| L84                                   | Engine, 5.3L EcoTec3 V8 Gas       | INCL      | VK3  | Front License Plate Bracket  | INCL                |
| MHU                                   | Transmission, 10 Speed Auto       | INCL      | KX4  | Alternator, 250 Amps         | INCL                |
| C6C                                   | GVWR, 7400 LBS                    | INCL      | J55  | Heavy Duty Braking System    | INCL                |
| GU5                                   | Rear Axel, 3.23 Ratio             | INCL      |      | Police Rated Suspension      | INCL                |
| PXT                                   | Wheels, 20" X 9" Black Steel      | INCL      |      | Deep Tinted Glass            | INCL                |
| XCS                                   | Tires, 275/55R20 Firehawk Pursuit | INCL      |      | Black Rubber Vinyl Flooring  | INCL                |
| AZ3                                   | Seats, 40/20/40 Split Bench       | INCL      |      | Cruise Control               | INCL                |
| 5T5                                   | Black Cloth / Vinyl Rear Seats    | INCL      |      | Power Windows/Power Locks    | INCL                |
| IOR                                   | Chevy Infotainment 3 System       | INCL      |      | HD Rear Vision Camera        | INCL                |
| <b>Total of B. Published Options:</b> |                                   |           |      |                              | <b>\$ 12,950.00</b> |

**C. Unpublished Options [Itemize each below, not to exceed 25%]**

| Disclaimer                                                                                                                                                                                                                                                                                                                                                                                                                                       | Order Summary                                    | Bid Price        |
|--------------------------------------------------------------------------------------------------------------------------------------------------------------------------------------------------------------------------------------------------------------------------------------------------------------------------------------------------------------------------------------------------------------------------------------------------|--------------------------------------------------|------------------|
| PRICES AND AVAILABILITY CAN CHANGE AT ANY TIME WITHOUT FURTHER NOTICE DUE TO SUPPLY CHAIN CHALLENGES. REVERIFY PRICING BEFORE ISSUING A PURCHASE ORDER. FINAL PRICE IS NOT CONFIRMED UNTIL VEHICLE ORDER IS ACCEPTED BY THE MANUFACTURER. ACKNOWLEDGE BY EMAIL RECEIPT THAT THE PURCHASE ORDER WAS RECEIVED BY USA AUTOMOTIVE PARTNERS, LLC. (CALDWELL COUNTRY CHEVROLET, ROCKDALE COUNTRY FORD dba CALDWELL COUNTRY FORD, CAMERON COUNTRY CDJR) | 2025MY Factory Order<br>Delivery ETA: Q1/Q2 2025 | COLOR / DELIVERY |
|                                                                                                                                                                                                                                                                                                                                                                                                                                                  | <b>Total of C. Unpublished Options:</b>          |                  |

|                                                                                                                 |                                                            |                      |
|-----------------------------------------------------------------------------------------------------------------|------------------------------------------------------------|----------------------|
| D. Registration, Inspection, Paperwork, Postage cost, Courthouse time, & Running time                           | APPROVED<br>Harris County ESD #1<br>Board of Commissioners | \$ -                 |
| E. UPFITTERS:                                                                                                   |                                                            | \$ -                 |
| F. Manufacturer Destination/Delivery:                                                                           |                                                            | \$ -                 |
| G. Floor Plan Interest (for in-stock and/or equipped vehicles):                                                 | SEP 24 2024                                                | \$ -                 |
| H. Lot Insurance (for in-stock and/or equipped vehicles):                                                       | President: _____                                           | \$ -                 |
| I. Contract Price Adjustment:                                                                                   | Secretary: _____                                           | \$ -                 |
| J. Additional Delivery Charge: _____ miles                                                                      |                                                            | \$ -                 |
| K. Subtotal:                                                                                                    |                                                            | \$ 52,500.00         |
| L. Quantity Ordered <u>2</u> x K =                                                                              |                                                            | \$ 105,000.00        |
| M. Trade in: _____                                                                                              |                                                            | \$ -                 |
| N. BUYBOARD FEE PER PURCHASE ORDER                                                                              |                                                            | \$ 400.00            |
| O. <b>TOTAL PURCHASE PRICE WITH BUYBOARD FEE (PRICES AND AVAILABILITY ARE SUBJECT TO CHANGE WITHOUT NOTICE)</b> |                                                            | <b>\$ 105,400.00</b> |



## President's Report – HCEC

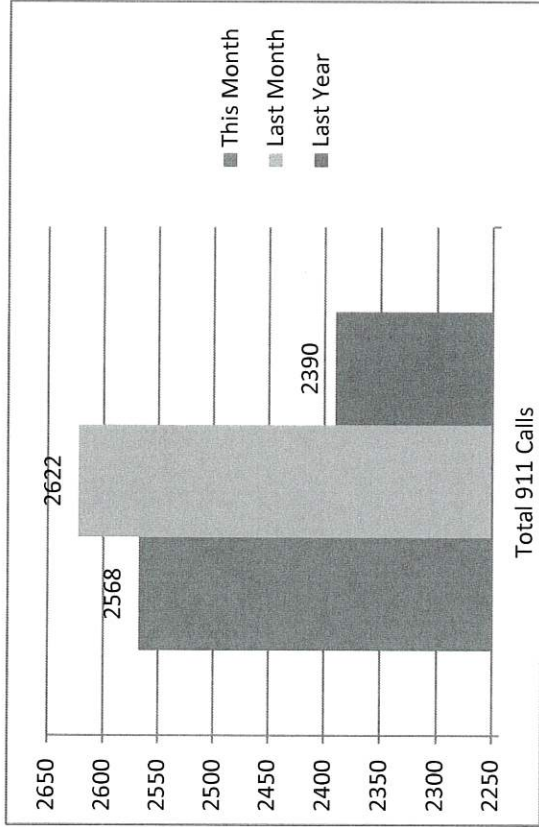
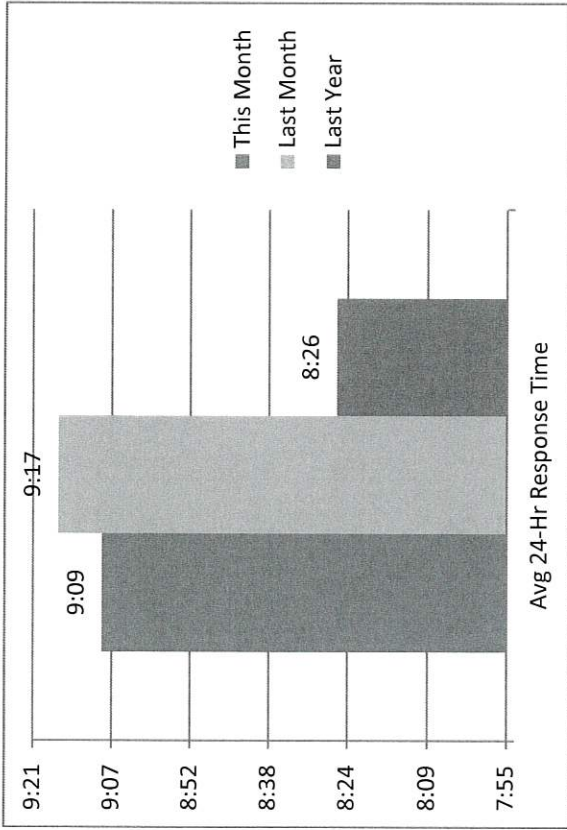
### September 2024 Meeting

- HCEC responded to 2568 911 calls this month, compared to 2622 in the previous month. Our response time is 9:09.
- HCEC is submitting FEMA requests to help offset the replacement radio tower at Bender.
- HCEC held a management meeting to discuss employee survey trends, a new software application, and employee mental health.
- HCEC held Case Review this month where Paramedics present their unusual or challenging calls.
- Our IT/Comm departments continue to work to deploy the newest CAD software system in the first quarter of 2025.


Vehicle Accidents last month: 2 minor

Maintenance Requests last month: 30

# HCEC Activity August 2024



## Call Volume Comparison





Division 11 Harris County Emergency Corps

# 911 STATISTICS REPORT FOR PERIOD 08-01-24 to 08-31-24

9/9/2024 9:04:09 PM Page 1 of 12

| INCIDENT TOTALS |    |    |    |    |    |    |    |    |    |    |    |    |    |    |    |    |    |    |     |    |    |    |    |    |    |    |    |    |    |    |     |       |
|-----------------|----|----|----|----|----|----|----|----|----|----|----|----|----|----|----|----|----|----|-----|----|----|----|----|----|----|----|----|----|----|----|-----|-------|
| RESPONSE TYPE   | 01 | 02 | 03 | 04 | 05 | 06 | 07 | 08 | 09 | 10 | 11 | 12 | 13 | 14 | 15 | 16 | 17 | 18 | 19  | 20 | 21 | 22 | 23 | 24 | 25 | 26 | 27 | 28 | 29 | 30 | 31  | Total |
| ALS Response    | 74 | 73 | 77 | 57 | 55 | 70 | 73 | 67 | 65 | 55 | 72 | 60 | 56 | 51 | 68 | 70 | 66 | 72 | 78  | 54 | 62 | 79 | 58 | 58 | 55 | 57 | 50 | 61 | 63 | 64 | 86  | 2,006 |
| BLS Response    | 11 | 26 | 22 | 23 | 18 | 22 | 21 | 16 | 22 | 19 | 19 | 25 | 20 | 21 | 17 | 23 | 24 | 19 | 26  | 21 | 17 | 19 | 22 | 21 | 21 | 19 | 20 | 19 | 15 | 19 | 27  | 634   |
| <b>Totals</b>   | 85 | 99 | 99 | 80 | 73 | 92 | 94 | 83 | 87 | 74 | 91 | 85 | 76 | 72 | 85 | 93 | 90 | 91 | 104 | 75 | 79 | 98 | 80 | 79 | 76 | 76 | 70 | 80 | 78 | 83 | 113 | 2,640 |

\* Medic units that went enroute in district, NO mutual aid responses

| INCIDENT TOTALS BY SHIFT |    |    |    |    |    |    |    |    |    |    |    |    |    |    |    |    |    |    |     |    |    |    |    |    |    |    |    |    |    |    |     |       |   |
|--------------------------|----|----|----|----|----|----|----|----|----|----|----|----|----|----|----|----|----|----|-----|----|----|----|----|----|----|----|----|----|----|----|-----|-------|---|
| SHIFT                    | 01 | 02 | 03 | 04 | 05 | 06 | 07 | 08 | 09 | 10 | 11 | 12 | 13 | 14 | 15 | 16 | 17 | 18 | 19  | 20 | 21 | 22 | 23 | 24 | 25 | 26 | 27 | 28 | 29 | 30 | 31  | Total |   |
| - Shift                  |    |    |    |    |    | 1  |    |    |    |    |    |    |    |    |    | 2  |    |    | 1   |    |    |    |    |    |    |    |    |    |    |    |     | 1     | 5 |
| A - Shift                | 76 | 12 |    |    |    |    | 82 | 9  | 76 | 14 |    |    |    |    | 75 | 15 | 73 | 22 |     |    |    |    | 74 | 17 | 59 | 5  |    |    |    |    | 91  | 700   |   |
| B - Shift                | 9  | 87 | 16 |    |    |    | 74 | 11 | 60 | 15 |    |    |    |    | 76 | 17 | 69 | 9  |     |    |    |    |    | 62 | 17 | 71 | 11 |    |    |    |     | 604   |   |
| C - Shift                |    |    | 83 | 10 | 59 | 17 |    |    |    |    | 76 | 8  | 66 | 10 |    |    |    | 94 | 9   | 69 | 13 |    |    |    |    |    | 59 | 12 | 67 | 13 |     | 665   |   |
| D - Shift                |    |    |    | 70 | 14 | 74 | 12 |    |    |    |    | 77 | 10 | 62 | 10 |    |    |    |     | 66 | 10 | 85 | 6  |    |    |    |    | 68 | 11 | 70 | 21  | 666   |   |
| <b>Totals</b>            | 85 | 99 | 99 | 80 | 73 | 92 | 94 | 83 | 87 | 74 | 91 | 85 | 76 | 72 | 85 | 93 | 90 | 91 | 104 | 75 | 79 | 98 | 80 | 79 | 76 | 76 | 70 | 80 | 78 | 83 | 113 | 2,640 |   |

\* Medic units that went enroute in district, NO mutual aid responses

| INCIDENT PRIORITY LEVEL SUMMARY |       |       |         |       |      |             |       |  |  |
|---------------------------------|-------|-------|---------|-------|------|-------------|-------|--|--|
| RESPONSE TYPE                   | Alpha | Bravo | Charlie | Delta | Echo | Unspecified | Total |  |  |
| ALS Response                    | 211   | 300   | 491     | 722   | 30   | 252         | 2,006 |  |  |
| BLS Response                    | 364   | 45    | 1       | 1     |      | 223         | 634   |  |  |
| <b>Totals</b>                   | 575   | 345   | 492     | 723   | 30   | 475         | 2,640 |  |  |

\* Medic units that went enroute in district, NO mutual aid responses

| LEVEL OF SERVICE STATUS CHANGES BY DAY |       |       |       |       |       |       |       |       |       |        |        |       |
|----------------------------------------|-------|-------|-------|-------|-------|-------|-------|-------|-------|--------|--------|-------|
| LEVEL OF SERVICE                       | Day 1 | Day 2 | Day 3 | Day 4 | Day 5 | Day 6 | Day 7 | Day 8 | Day 9 | Day 10 | Day 11 | Total |
| Level 0                                | 1     | 1     | 1     | 1     | 1     | 1     | 2     | 2     | 2     | 1      | 1      | 12    |
| Level 1                                | 3     | 2     | 3     | 2     | 3     | 2     | 1     | 1     | 1     | 1      | 3      | 23    |
| <b>Totals</b>                          | 4     | 1     | 2     | 1     | 4     | 2     | 1     | 2     | 3     | 1      | 2      | 35    |

| OUT OF THE CHUTE RESPONSE AVERAGES AND STATISTICS |                     |                     |                    |                        |                      |                       |
|---------------------------------------------------|---------------------|---------------------|--------------------|------------------------|----------------------|-----------------------|
| RESPONSE TYPE                                     | ASSIGNED TO ENROUTE | ASSIGNED TO ONSCENE | ENROUTE TO ONSCENE | HOSPITAL TO IN-SERVICE | AVERAGE ONSCENE TIME | AVERAGE INCIDENT TIME |
| ALS Response                                      | 00:01:04            | 00:09:42            | 00:08:36           | 00:30:21               | 00:16:44             | 00:59:04              |
| BLS Response                                      | 00:01:04            | 00:10:11            | 00:09:05           | 00:27:00               | 00:15:27             | 00:51:41              |

\* Incidents with units that enroute in district, NO mutual aid responses



Division 11 Harris County Emerg Corps

# 911 STATISTICS REPORT FOR PERIOD 08-01-24 to 08-31-24

9/9/2024 9:04:09 PM Page 2 of 12

| HHMMSS                                                           |                     |                     |                    |                        |                      |                       |  |  |  |  |  |
|------------------------------------------------------------------|---------------------|---------------------|--------------------|------------------------|----------------------|-----------------------|--|--|--|--|--|
| * All units assigned to a response in district that went enroute |                     |                     |                    |                        |                      |                       |  |  |  |  |  |
| UNIT                                                             | ASSIGNED TO ENROUTE | ASSIGNED TO ONSCENE | ENROUTE TO ONSCENE | HOSPITAL TO IN-SERVICE | AVERAGE ONSCENE TIME | AVERAGE INCIDENT TIME |  |  |  |  |  |
| EMS910                                                           | 00:00:51            | 00:09:48            | 00:08:59           | 00:32:20               | 00:12:07             | 00:52:39              |  |  |  |  |  |
| EMS940                                                           | 00:01:02            | 00:17:40            | 00:16:31           | 00:10:46               | 00:14:11             | 00:38:58              |  |  |  |  |  |
| EMS980                                                           | 00:01:09            | 00:12:42            | 00:11:35           | 00:22:42               | 00:12:44             | 00:46:51              |  |  |  |  |  |
| M91                                                              | 00:01:01            | 00:08:45            | 00:07:43           | 00:28:01               | 00:16:49             | 00:59:39              |  |  |  |  |  |
| M910                                                             | 00:00:55            | 00:08:14            | 00:07:21           | 00:26:22               | 00:17:11             | 01:03:25              |  |  |  |  |  |
| M92                                                              | 00:00:59            | 00:08:51            | 00:07:51           | 00:28:38               | 00:15:22             | 00:56:54              |  |  |  |  |  |
| M920                                                             | 00:01:03            | 00:08:55            | 00:07:52           | 00:37:08               | 00:16:10             | 01:04:00              |  |  |  |  |  |
| M921                                                             | 00:01:01            | 00:07:27            | 00:06:25           | 00:25:41               | 00:14:56             | 00:46:41              |  |  |  |  |  |
| M93                                                              | 00:01:09            | 00:07:33            | 00:06:22           | 00:33:59               | 00:18:46             | 00:59:36              |  |  |  |  |  |
| M930                                                             | 00:01:19            | 00:08:24            | 00:07:04           | 00:31:05               | 00:17:14             | 01:00:41              |  |  |  |  |  |
| M94                                                              | 00:01:05            | 00:07:46            | 00:06:40           | 00:26:46               | 00:16:09             | 00:56:51              |  |  |  |  |  |
| M940                                                             | 00:00:50            | 00:07:21            | 00:06:31           | 00:30:51               | 00:17:13             | 01:01:39              |  |  |  |  |  |
| M941                                                             | 00:01:02            | 00:07:52            | 00:06:50           | 00:27:43               | 00:19:13             | 00:54:13              |  |  |  |  |  |
| M95                                                              | 00:01:05            | 00:08:58            | 00:07:52           | 00:28:57               | 00:17:23             | 00:55:32              |  |  |  |  |  |
| M950                                                             | 00:01:08            | 00:07:47            | 00:06:40           | 00:37:25               | 00:11:14             | 00:59:06              |  |  |  |  |  |
| M96                                                              | 00:01:21            | 00:08:11            | 00:06:47           | 00:29:07               | 00:15:03             | 00:56:04              |  |  |  |  |  |
| M97                                                              | 00:01:06            | 00:08:20            | 00:07:12           | 00:28:53               | 00:12:25             | 00:49:21              |  |  |  |  |  |
| M980                                                             | 00:01:07            | 00:10:01            | 00:08:54           | 00:41:17               | 00:13:25             | 01:02:02              |  |  |  |  |  |

MMSS \* Incidents with units that enroute in district

AVERAGE ASSIGNED TO ONSCENE

00:08:53

| INCIDENT RESPONSE TOTALS BY SHIFT                    |    |     |     |    |    |    |     |    |    |    |    |    |    |    |    |    |    |     |     |    |    |     |    |    |    |    |    |    |    |     |       |       |
|------------------------------------------------------|----|-----|-----|----|----|----|-----|----|----|----|----|----|----|----|----|----|----|-----|-----|----|----|-----|----|----|----|----|----|----|----|-----|-------|-------|
| * All units assigned to a response that went enroute |    |     |     |    |    |    |     |    |    |    |    |    |    |    |    |    |    |     |     |    |    |     |    |    |    |    |    |    |    |     |       |       |
| SHIFT                                                | 01 | 02  | 03  | 04 | 05 | 06 | 07  | 08 | 09 | 10 | 11 | 12 | 13 | 14 | 15 | 16 | 17 | 18  | 19  | 20 | 21 | 22  | 23 | 24 | 25 | 26 | 27 | 28 | 29 | 30  | 31    | Total |
| A - Shift                                            | 82 | 12  |     |    |    |    | 93  | 9  | 83 | 16 |    |    |    |    | 78 | 15 | 78 | 24  |     |    |    | 82  | 18 | 64 | 5  |    |    |    |    |     | 105   | 764   |
| B - Shift                                            | 9  | 97  | 17  |    |    |    |     | 86 | 13 | 63 | 14 |    |    |    | 75 | 18 | 72 | 11  |     |    |    |     | 69 | 18 | 80 | 12 |    |    |    |     |       | 654   |
| C - Shift                                            |    |     |     | 91 | 12 | 64 | 17  |    |    |    | 80 | 8  | 71 | 10 |    |    |    | 103 | 9   | 81 | 12 |     |    |    |    | 67 | 13 | 69 | 14 |     | 721   |       |
| D - Shift                                            |    |     |     |    | 70 | 14 | 80  | 13 |    |    |    | 82 | 10 | 70 | 11 |    |    |     | 74  | 11 | 93 | 7   |    |    |    |    |    | 79 | 11 | 74  | 21    | 720   |
| Totals                                               | 91 | 109 | 108 | 82 | 78 | 97 | 106 | 95 | 96 | 79 | 94 | 90 | 81 | 80 | 89 | 90 | 96 | 96  | 114 | 83 | 92 | 105 | 89 | 87 | 82 | 85 | 79 | 80 | 88 | 126 | 2,859 |       |



Division 11 Harris County Emerg Corps

# 911 STATISTICS REPORT FOR PERIOD 08-01-24 to 08-31-24

9/9/2024 9:04:09 PM Page 3 of 12

| UNIT          | INCIDENT RESPONSE TOTALS BY UNIT |            |            |           |           |           |            |           |           |           |           |           |           |           |           |           |           |            |           |           |            |           |           |           |           |           |           |           |           |            |          | Total      |              |  |     |    |
|---------------|----------------------------------|------------|------------|-----------|-----------|-----------|------------|-----------|-----------|-----------|-----------|-----------|-----------|-----------|-----------|-----------|-----------|------------|-----------|-----------|------------|-----------|-----------|-----------|-----------|-----------|-----------|-----------|-----------|------------|----------|------------|--------------|--|-----|----|
|               | 01                               | 02         | 03         | 04        | 05        | 06        | 07         | 08        | 09        | 10        | 11        | 12        | 13        | 14        | 15        | 16        | 17        | 18         | 19        | 20        | 21         | 22        | 23        | 24        | 25        | 26        | 27        | 28        | 29        | 30         | 31       |            |              |  |     |    |
| 9912          | 1                                | 1          |            |           |           |           |            | 2         |           |           |           |           | 2         | 1         | 1         |           |           |            |           |           |            |           |           |           |           | 1         |           |           |           |            |          |            |              |  |     | 9  |
| CHP1          |                                  |            |            |           |           | 1         |            |           |           |           | 2         |           | 2         |           |           |           |           |            |           |           |            |           |           |           |           |           | 1         | 5         |           |            |          |            |              |  |     | 11 |
| D90           | 4                                | 5          | 3          | 1         | 2         | 2         | 6          | 4         | 6         | 3         | 2         | 7         | 3         | 7         |           | 1         | 5         | 5          | 4         | 6         | 6          | 6         | 4         | 4         | 4         | 7         | 5         | 3         | 3         | 2          | 12       |            |              |  | 130 |    |
| D901          | 3                                | 7          | 8          | 3         | 5         | 5         | 6          | 7         | 4         | 4         | 5         | 4         | 1         | 4         | 1         | 1         | 7         | 3          | 6         | 4         | 7          | 6         | 4         | 4         | 2         | 2         | 6         | 7         |           | 6          | 4        |            |              |  | 136 |    |
| EMS910        | 7                                |            |            |           |           | 5         | 7          | 2         | 5         |           |           | 1         |           | 5         |           | 8         | 10        | 7          |           | 4         | 6          |           |           |           |           | 3         | 5         |           | 3         |            |          |            |              |  | 78  |    |
| EMS940        | 5                                |            |            |           |           | 3         |            |           |           |           |           | 5         | 7         | 5         |           |           | 5         | 5          | 4         |           | 7          |           |           |           | 4         |           | 4         |           |           | 1          | 6        | 6          |              |  | 67  |    |
| EMS980        |                                  |            | 6          | 7         | 6         | 4         |            | 8         | 7         |           |           |           |           |           | 6         |           | 5         |            |           |           |            |           | 8         |           | 6         | 4         | 4         | 4         | 3         |            |          |            |              |  | 74  |    |
| HCMD1         |                                  |            |            |           |           |           |            |           |           |           |           |           |           | 1         |           |           |           |            |           |           |            |           |           |           |           |           |           |           |           |            |          |            |              |  |     | 5  |
| M91           | 9                                | 9          | 8          | 9         | 8         | 11        | 11         | 5         | 8         | 12        | 7         | 11        | 5         | 4         | 4         | 4         | 8         | 11         | 12        | 11        | 10         | 8         | 7         | 8         | 7         | 4         | 7         | 4         | 7         | 6          | 6        | 12         |              |  | 249 |    |
| M910          | 5                                |            |            | 4         | 3         |           |            |           |           | 4         | 5         | 3         |           | 2         |           |           |           |            | 7         |           |            |           |           |           | 3         | 3         | 4         |           |           | 3          |          |            |              |  | 47  |    |
| M92           | 7                                | 11         | 12         | 9         | 9         | 12        | 9          | 6         | 8         | 5         | 9         | 10        | 9         | 7         | 9         | 6         | 6         | 7          | 10        | 8         | 10         | 12        | 8         | 7         | 8         | 10        | 7         | 9         | 7         | 8          | 12       |            |              |  | 267 |    |
| M920          | 8                                | 8          | 11         | 6         | 9         | 9         | 10         | 8         | 7         | 6         | 8         | 7         | 6         | 6         | 7         | 8         | 7         | 8          | 9         | 7         | 9          | 10        | 7         | 8         | 8         | 8         | 6         | 6         | 7         | 8          | 12       |            |              |  | 244 |    |
| M921          |                                  |            |            |           |           |           |            | 6         |           |           |           |           |           |           |           | 1         | 4         |            |           |           |            |           |           |           |           |           |           |           |           |            |          |            |              |  |     | 11 |
| M93           | 4                                | 9          | 7          | 8         | 5         | 8         | 10         | 6         | 6         | 7         | 9         | 8         | 8         | 11        | 7         | 6         | 6         | 11         | 10        | 9         | 6          | 3         | 8         | 8         | 6         | 8         | 5         | 6         | 11        | 10         | 6        |            |              |  | 232 |    |
| M930          | 9                                | 10         | 7          | 8         | 7         | 7         | 9          | 6         | 6         | 6         | 7         | 6         | 10        | 6         | 6         | 7         | 9         | 6          | 12        | 9         | 7          | 6         | 9         | 8         | 6         | 8         | 8         | 8         | 7         | 8          | 8        |            |              |  | 236 |    |
| M94           | 9                                | 9          | 10         | 11        | 6         | 7         | 10         | 9         | 8         | 9         | 8         | 7         | 7         | 9         | 6         | 9         | 6         | 10         | 10        | 7         | 6          | 10        | 8         | 8         | 8         | 9         | 6         | 8         | 9         | 8          | 12       |            |              |  | 259 |    |
| M940          | 5                                |            |            |           | 2         |           |            |           |           | 6         |           |           |           |           |           |           |           |            |           | 2         |            |           |           |           |           | 3         |           |           |           |            |          |            |              |  |     | 38 |
| M941          |                                  |            |            |           |           |           |            | 8         | 10        | 7         | 1         |           |           |           | 8         | 9         | 11        | 3          |           |           |            |           |           |           |           |           |           |           |           |            |          |            |              |  |     | 57 |
| M95           | 6                                | 9          | 9          | 4         | 6         | 9         | 7          | 6         | 5         | 5         | 11        | 8         | 7         | 10        | 5         | 8         | 5         | 7          | 9         | 6         | 11         | 9         | 8         | 7         | 9         | 6         | 6         | 4         | 11        | 7          | 10       |            |              |  | 230 |    |
| M950          |                                  |            |            |           |           |           |            | 3         | 1         |           |           |           |           |           |           |           |           |            |           |           |            |           |           |           |           |           |           |           |           |            |          |            |              |  |     | 4  |
| M96           | 11                               | 9          | 12         | 6         | 3         | 8         | 8          | 7         | 6         | 5         | 9         | 8         | 6         | 2         | 6         | 9         | 8         | 9          | 8         | 5         | 3          | 6         | 4         | 8         | 10        | 5         | 7         | 9         | 6         | 8          | 13       |            |              |  | 224 |    |
| M97           | 4                                | 4          | 7          | 6         | 7         | 7         | 6          | 5         | 7         | 5         | 7         | 8         | 4         | 3         | 8         | 7         | 8         | 5          | 5         | 3         | 2          | 7         | 12        | 7         | 7         | 4         | 4         | 4         | 6         | 4          | 9        |            |              |  | 182 |    |
| M980          | 6                                | 6          |            |           |           | 6         |            |           |           |           | 3         | 1         | 4         | 7         |           | 3         |           |            | 5         | 6         | 6          |           |           | 3         |           |           |           |           |           |            |          |            |              |  |     | 69 |
| <b>Totals</b> | <b>91</b>                        | <b>109</b> | <b>108</b> | <b>82</b> | <b>78</b> | <b>97</b> | <b>106</b> | <b>95</b> | <b>96</b> | <b>79</b> | <b>94</b> | <b>90</b> | <b>81</b> | <b>80</b> | <b>89</b> | <b>90</b> | <b>96</b> | <b>114</b> | <b>83</b> | <b>92</b> | <b>105</b> | <b>89</b> | <b>87</b> | <b>82</b> | <b>85</b> | <b>79</b> | <b>92</b> | <b>80</b> | <b>88</b> | <b>126</b> | <b>9</b> | <b>126</b> | <b>2,859</b> |  |     |    |

\* All units assigned to a response that went enroute



Division 11 Harris County Emerg Corps

# 911 STATISTICS REPORT FOR PERIOD 08-01-24 to 08-31-24

9/9/2024 9:04:09 PM Page 4 of 12

| INCIDENT REFUSAL TOTALS BY UNIT |    |    |    |    |    |    |    |    |    |    |    |    |    |    |    |    |    |    |    |    |    |    |    |    |    |    |    |    |    |    |    |       |
|---------------------------------|----|----|----|----|----|----|----|----|----|----|----|----|----|----|----|----|----|----|----|----|----|----|----|----|----|----|----|----|----|----|----|-------|
| UNIT                            | 01 | 02 | 03 | 04 | 05 | 06 | 07 | 08 | 09 | 10 | 11 | 12 | 13 | 14 | 15 | 16 | 17 | 18 | 19 | 20 | 21 | 22 | 23 | 24 | 25 | 26 | 27 | 28 | 29 | 30 | 31 | Total |
| EMS910                          | 1  |    |    |    |    | 1  | 4  | 2  |    |    |    |    |    |    |    | 2  | 3  | 1  |    |    | 2  |    |    |    |    |    | 1  | 3  |    | 2  |    | 22    |
| EMS940                          | 1  |    |    |    |    |    |    |    |    |    | 3  | 1  |    |    |    |    |    |    |    |    | 2  |    | 1  |    |    |    | 1  |    | 1  | 1  | 3  | 14    |
| EMS980                          |    | 1  | 2  | 2  | 2  | 2  | 5  | 1  |    |    |    |    |    |    |    | 3  |    | 1  |    |    |    |    | 5  |    |    | 3  |    |    |    |    |    | 26    |
| M91                             | 1  | 1  | 2  | 1  | 1  | 1  |    | 2  | 5  |    | 3  | 1  | 1  | 1  | 1  | 3  | 4  | 3  | 1  | 1  | 1  | 1  |    |    |    |    | 2  |    | 4  | 4  | 42 |       |
| M910                            | 1  |    |    |    |    |    |    |    |    |    |    |    |    |    | 1  |    |    | 1  |    |    |    |    |    |    |    | 2  |    |    |    |    |    | 6     |
| M92                             | 2  | 3  | 2  | 4  | 3  | 3  | 1  | 1  | 1  | 1  | 3  | 4  | 4  | 1  | 4  | 1  | 1  | 1  | 1  | 1  | 1  | 6  |    |    | 1  | 2  | 2  | 2  | 3  | 2  | 55 |       |
| M920                            | 1  | 2  |    |    | 1  | 2  | 2  | 2  | 2  | 2  | 1  | 1  | 2  | 1  | 1  | 1  | 1  | 5  | 2  | 2  | 3  | 1  | 1  | 1  |    | 1  | 2  | 3  |    | 3  | 42 |       |
| M921                            |    |    |    |    |    |    |    | 2  |    |    |    |    |    |    |    |    | 1  |    |    |    |    |    |    |    |    |    |    |    |    |    |    | 3     |
| M93                             | 1  | 1  | 1  |    | 1  | 3  | 2  | 1  | 1  | 1  | 4  | 4  | 2  |    | 2  |    | 2  | 1  | 4  | 2  |    |    |    |    |    |    |    |    | 1  | 2  | 1  | 39    |
| M930                            | 2  | 2  | 2  | 1  | 1  | 3  | 1  | 3  | 1  | 2  | 1  | 1  | 1  | 2  | 1  | 1  | 1  | 1  | 1  | 3  | 1  | 2  | 1  | 1  | 2  | 2  | 2  | 2  | 1  | 1  | 40 |       |
| M94                             | 1  | 1  | 1  | 1  | 1  | 1  | 2  | 1  | 4  | 1  | 1  | 1  | 1  | 1  | 1  |    | 2  | 2  | 2  | 3  | 2  | 3  | 1  | 1  | 1  | 1  | 3  | 1  | 1  | 1  | 35 |       |
| M940                            | 1  | 5  |    |    | 1  |    |    |    |    | 1  |    |    |    |    |    |    |    |    |    |    |    |    |    |    |    |    |    |    |    |    |    | 8     |
| M941                            |    |    |    |    |    |    |    | 1  | 3  | 2  |    |    |    |    | 2  |    | 3  | 2  |    |    |    |    |    |    |    |    |    |    |    |    |    | 13    |
| M95                             | 2  | 6  | 2  | 2  | 2  | 2  | 3  | 3  | 1  | 1  | 1  | 2  | 1  | 2  | 1  | 1  | 2  | 2  | 2  | 3  | 1  | 1  | 1  | 1  | 4  | 1  | 1  | 1  | 2  | 3  | 46 |       |
| M96                             | 1  | 5  | 3  | 3  | 1  | 1  | 2  | 2  | 1  | 2  | 2  | 1  | 1  | 4  | 3  | 1  | 2  |    |    | 1  |    |    | 2  | 2  | 3  | 1  | 2  | 1  | 2  | 3  | 45 |       |
| M97                             |    | 3  | 2  | 3  | 2  | 2  | 1  |    | 1  |    | 2  | 2  | 1  | 1  | 1  | 3  | 2  |    |    | 2  | 2  | 3  | 3  | 1  | 1  | 1  | 1  | 2  | 1  | 1  | 4  | 35    |
| M980                            | 1  | 2  |    |    |    |    |    |    |    |    | 1  |    |    |    | 3  |    |    |    |    | 1  | 1  |    |    |    |    |    |    |    |    |    |    | 11    |
| Totals                          | 12 | 15 | 26 | 16 | 9  | 17 | 11 | 20 | 16 | 18 | 10 | 21 | 11 | 13 | 22 | 13 | 17 | 19 | 16 | 13 | 16 | 20 | 14 | 9  | 12 | 10 | 13 | 19 | 12 | 17 | 25 | 482   |

| INCIDENT REFUSAL REASON BY SHIFT |            |            |            |            |            |  |
|----------------------------------|------------|------------|------------|------------|------------|--|
| REFUSAL REASON                   | A - Shift  | B - Shift  | C - Shift  | D - Shift  | Total      |  |
| Refusal AMA                      | 111        | 99         | 116        | 125        | 451        |  |
| Refusal Parental                 | 10         | 8          | 4          | 9          | 31         |  |
| <b>Total</b>                     | <b>121</b> | <b>107</b> | <b>120</b> | <b>134</b> | <b>482</b> |  |









Division 11 Harris County Emerg Corps

# 911 STATISTICS REPORT FOR PERIOD 08-01-24 to 08-31-24

9/9/2024 9:04:09 PM Page 7 of 12

| NATURE                   | EMS910    | EMS940    | EMS980    | M91        | M910      | M92        | M920       | M921      | M93        | M930       | M94        | M940      | M941      | M95        | M950     | M96        | M97        | M980      | Total        |     |
|--------------------------|-----------|-----------|-----------|------------|-----------|------------|------------|-----------|------------|------------|------------|-----------|-----------|------------|----------|------------|------------|-----------|--------------|-----|
| UNCONSCIOUS PARTY        |           |           |           | 1          | 1         | 1          | 1          | 1         | 1          | 1          | 1          | 1         | 1         | 1          | 1        | 1          | 1          | 1         | 1            | 145 |
| UNKNOWN PROBLEM          | 1         | 1         |           | 1          | 1         | 1          | 1          | 1         | 1          | 1          | 1          | 1         | 1         | 1          | 1        | 1          | 1          | 1         | 1            | 98  |
| VEHICLE FIRE             |           |           |           |            |           | 1          |            |           |            | 1          |            |           |           |            |          |            |            |           |              | 2   |
| VEHICLE FIRE W/EXPOSURES |           |           |           |            |           |            |            |           |            |            |            |           |           |            |          | 1          |            |           |              | 1   |
| <b>Totals</b>            | <b>70</b> | <b>57</b> | <b>69</b> | <b>237</b> | <b>46</b> | <b>251</b> | <b>235</b> | <b>11</b> | <b>220</b> | <b>226</b> | <b>249</b> | <b>37</b> | <b>53</b> | <b>227</b> | <b>4</b> | <b>213</b> | <b>175</b> | <b>65</b> | <b>2,445</b> |     |



Division 11 Harris County Emergency Corps

# 911 STATISTICS REPORT FOR PERIOD 08-01-24 to 08-31-24

9/9/2024 9:04:09 PM Page 8 of 12

## PATIENT TRANSPORTS BY UNIT

| UNIT   | 01 | 02 | 03 | 04 | 05 | 06 | 07 | 08 | 09 | 10 | 11 | 12 | 13 | 14 | 15 | 16 | 17 | 18 | 19 | 20 | 21 | 22 | 23 | 24 | 25 | 26 | 27 | 28 | 29 | 30 | 31  | Total |
|--------|----|----|----|----|----|----|----|----|----|----|----|----|----|----|----|----|----|----|----|----|----|----|----|----|----|----|----|----|----|----|-----|-------|
| EMS910 |    | 6  |    |    |    | 3  | 4  | 3  | 1  |    |    | 1  | 5  |    | 6  | 4  | 4  |    |    | 1  | 3  |    |    |    |    | 3  | 4  |    |    |    |     | 50    |
| EMS940 |    | 3  |    |    |    | 0  |    |    |    |    |    | 3  | 4  | 3  |    |    |    | 3  | 5  | 2  |    | 3  |    |    |    | 2  | 0  | 1  |    |    | 37  |       |
| EMS980 |    |    | 3  | 5  | 2  | 3  |    | 2  | 5  |    |    |    |    |    | 2  |    |    |    | 3  |    |    | 1  |    |    | 3  | 2  | 4  | 2  |    |    | 37  |       |
| M91    | 8  | 8  | 8  | 7  | 8  | 6  | 9  | 5  | 4  | 5  | 7  | 7  | 3  | 2  | 2  | 2  | 3  | 9  | 8  | 8  | 10 | 8  | 8  | 4  | 4  | 7  | 4  | 5  | 3  | 4  |     | 181   |
| M910   | 3  |    |    | 4  | 2  |    |    |    |    | 4  | 4  | 3  | 3  | 1  |    |    |    | 4  | 4  |    |    |    | 2  | 3  | 2  |    |    |    |    | 1  |     | 36    |
| M92    | 2  | 6  | 9  | 6  | 11 | 6  | 9  | 6  | 7  | 4  | 4  | 7  | 5  | 5  | 6  | 6  | 5  | 6  | 10 | 6  | 7  | 8  | 9  | 6  | 7  | 5  | 4  | 4  | 5  | 9  |     | 196   |
| M920   | 6  | 6  | 9  | 5  | 7  | 7  | 7  | 8  | 3  | 3  | 6  | 6  | 4  | 5  | 7  | 11 | 6  | 6  | 4  | 4  | 6  | 6  | 5  | 7  | 8  | 4  | 4  | 5  | 7  | 11 |     | 192   |
| M921   |    |    |    |    |    |    |    | 4  |    |    |    |    |    |    |    |    | 1  | 2  |    |    |    |    |    |    |    |    |    |    |    |    | 7   |       |
| M93    | 3  | 7  | 9  | 6  | 7  | 6  | 8  | 4  | 3  | 4  | 8  | 4  | 7  | 4  | 10 | 12 | 5  | 4  | 6  | 3  | 4  | 5  | 1  | 2  | 4  | 5  | 4  | 6  | 5  | 5  | 166 |       |
| M930   | 6  | 5  | 5  | 6  | 9  | 9  | 7  | 3  | 5  | 4  | 3  | 3  | 6  | 5  | 4  | 6  | 4  | 5  | 5  | 6  | 5  | 6  | 6  | 7  | 5  | 5  | 6  | 5  | 4  | 6  | 7   | 168   |
| M94    | 8  | 8  | 7  | 6  | 4  | 6  | 10 | 6  | 9  | 5  | 8  | 6  | 7  | 6  | 5  | 10 | 7  | 6  | 7  | 6  | 4  | 5  | 7  | 6  | 7  | 5  | 2  | 6  | 7  | 5  | 10  | 201   |
| M940   | 5  |    | 3  |    | 1  |    |    |    |    |    | 6  |    |    |    |    |    |    |    |    | 2  |    | 5  |    | 4  | 3  |    | 4  |    |    |    | 33  |       |
| M941   |    |    |    |    |    |    |    | 6  | 6  | 4  | 0  |    |    |    | 4  | 8  | 8  | 1  |    |    |    |    |    |    |    |    |    |    |    |    | 37  |       |
| M95    | 5  | 5  | 2  | 3  | 6  | 5  | 8  | 3  | 3  | 3  | 9  | 4  | 5  | 6  | 3  | 6  | 3  | 4  | 9  | 6  | 4  | 5  | 5  | 4  | 5  | 5  | 4  | 3  | 7  | 3  | 9   | 152   |
| M950   |    |    |    |    |    |    |    |    | 2  | 1  |    |    |    |    |    |    |    |    |    |    |    |    |    |    |    |    |    |    |    |    | 3   |       |
| M96    | 10 | 6  | 7  | 3  | 2  | 6  | 3  | 5  | 3  | 4  | 5  | 5  | 5  | 1  | 1  | 6  | 6  | 10 | 4  | 5  | 2  | 5  | 2  | 5  | 5  | 5  | 6  | 8  | 6  | 5  | 6   | 152   |
| M97    | 3  | 4  | 1  | 3  | 2  | 4  | 4  | 2  | 6  | 3  | 4  | 7  | 4  | 1  | 5  | 3  | 3  | 3  | 5  | 3  | 1  | 4  | 5  | 8  | 6  | 3  | 4  | 3  | 6  | 4  | 3   | 117   |
| M980   | 5  | 4  |    |    |    |    | 4  |    |    |    | 3  | 3  | 2  | 3  | 6  | 3  | 3  | 3  | 4  | 4  | 5  | 5  | 1  |    |    |    |    |    |    |    | 52  |       |
| Totals | 64 | 68 | 63 | 54 | 61 | 61 | 73 | 57 | 57 | 44 | 64 | 56 | 55 | 46 | 54 | 78 | 58 | 63 | 70 | 53 | 51 | 63 | 54 | 56 | 58 | 55 | 48 | 54 | 57 | 48 | 74  | 1,817 |



Division 11 Harris County Emerg Corps

# 911 STATISTICS REPORT FOR PERIOD 08-01-24 to 08-31-24

9/9/2024 9:04:09 PM Page 9 of 12

| TRANSPORT DESTINATION SUMMARY BY UNIT |           |           |           |            |           |            |            |          |            |            |            |           |           | Total      |          |            |            |           |              |
|---------------------------------------|-----------|-----------|-----------|------------|-----------|------------|------------|----------|------------|------------|------------|-----------|-----------|------------|----------|------------|------------|-----------|--------------|
| TRANSPORT DESTINATION                 | EMS910    | EMS940    | EMS980    | M91        | M910      | M92        | M920       | M921     | M93        | M930       | M94        | M940      | M941      | M95        | M950     | M96        | M97        | M980      | Total        |
| .HCA ER 247 FALLCREEK                 |           |           |           |            |           | 1          |            |          |            | 1          |            |           |           |            |          |            |            |           | 1            |
| BEN TAUB HOSPITAL                     |           |           |           | 2          |           |            |            |          |            |            |            |           |           |            |          | 2          |            |           | 1            |
| CHI ST LUKE'S MEDICAL CENTER          |           |           |           | 2          |           |            | 1          |          |            |            |            |           |           |            |          |            |            |           | 4            |
| CHI ST LUKE'S VINTAGE                 |           |           |           | 9          | 2         | 7          | 2          |          | 32         | 27         | 1          |           |           | 1          |          | 19         |            | 2         | 3            |
| CHI ST LUKE'S WOODLANDS               |           |           |           |            |           | 1          |            |          |            |            | 2          |           | 1         | 1          |          |            |            |           | 109          |
| CYPRESS CREEK HOSPITAL                |           |           |           |            |           |            |            |          |            | 1          | 1          |           |           |            |          |            |            |           | 5            |
| HCA ER 247 FALLBROOK                  |           |           |           | 8          | 2         | 3          | 1          |          | 9          | 7          | 2          |           | 1         |            | 10       | 3          |            |           | 3            |
| HCA ER 247 FALLCREEK                  |           |           |           | 2          | 1         | 3          | 3          | 1        |            |            | 2          |           | 1         |            | 1        | 7          |            |           | 43           |
| HCA ER 247 WILLOWBROOK                |           |           |           |            |           |            |            |          |            | 1          |            |           |           |            |          |            |            |           | 28           |
| HCA HOUSTON HEALTHCARE NORTHWEST      |           |           |           | 84         | 15        | 22         | 33         | 1        | 33         | 39         | 2          | 2         |           | 99         | 2        | 12         | 2          | 16        | 390          |
| HCA HOUSTON NORTH CYPRESS             |           |           |           |            |           |            |            |          |            | 1          |            |           |           |            |          |            |            |           | 1            |
| HCA KINGWOOD MEDICAL CENTER           |           |           |           | 1          |           | 9          | 10         |          |            |            | 7          | 1         | 2         |            |          |            | 1          |           | 37           |
| HEALTH ONE EMERGENCY CARE -KINGWOOD   |           |           |           |            |           |            |            |          |            |            |            | 1         |           |            |          |            |            |           | 1            |
| HOUSTON METHODIST THE WOODLANDS       |           |           |           |            |           |            |            |          |            |            |            |           |           |            |          |            |            |           | 2            |
| KINGWOOD EMERGENCY CENTER             |           |           |           |            |           | 3          | 1          |          |            | 1          |            |           |           |            |          |            |            |           | 2            |
| KINGWOOD MEDICAL CENTER               |           |           |           | 7          | 1         | 31         | 45         |          | 1          | 2          | 19         |           | 1         |            |          |            | 10         |           | 37           |
| LYNDON B JOHNSON GENERAL HOSPITAL     |           |           |           | 10         | 3         | 31         | 16         |          | 1          | 2          | 53         | 12        | 5         | 2          |          |            | 29         | 5         | 206          |
| MD ANDERSON CANCER CENTER             |           |           |           |            |           |            |            |          |            | 1          | 12         | 2         | 4         | 6          |          | 3          | 2          | 2         | 101          |
| MEMORIAL HERMANN GREATER HEIGHTS      |           |           |           | 1          |           |            |            |          |            |            |            |           |           |            |          |            |            |           | 1            |
| MEMORIAL HERMANN HOSPITAL             |           |           |           | 3          |           | 3          | 6          |          | 4          | 2          | 11         |           |           |            |          | 2          |            |           | 5            |
| MEMORIAL HERMANN MEMORIAL CITY        |           |           |           |            |           |            |            |          |            |            |            |           |           |            |          | 4          | 2          |           | 36           |
| MEMORIAL HERMANN NORTHEAST            |           |           |           | 6          | 9         | 1          | 66         | 4        |            | 2          | 85         | 11        | 22        | 15         | 1        | 1          | 57         | 15        | 376          |
| MEMORIAL HERMANN SUMMER CREEK CCC     |           |           |           | 1          |           | 1          |            |          |            | 2          |            | 2         |           | 6          |          | 1          | 3          |           | 8            |
| MEMORIAL HERMANN THE WOODLANDS        |           |           |           | 8          | 1         | 1          | 1          |          |            | 2          |            |           |           |            |          |            |            |           | 23           |
| METHODIST HOSPITAL                    |           |           |           | 1          |           | 1          |            | 1        |            |            |            |           |           |            |          | 1          |            |           | 5            |
| METHODIST WILLOWBROOK                 |           |           |           | 26         | 8         | 8          | 5          |          | 82         | 70         |            | 1         |           | 3          | 89       |            |            |           | 314          |
| METHODIST WOODLANDS HOSPITAL          |           |           |           |            |           | 3          |            |          |            |            |            |           |           | 10         |          |            |            |           | 14           |
| POPEYE'S CHICKEN-VETERANS             |           |           |           | 1          |           |            |            |          |            |            |            |           |           |            |          |            |            |           | 1            |
| TEXAS CHILDRENS - WEST CAMPUS         |           |           |           |            |           |            |            |          | 1          |            |            |           |           |            |          |            |            |           | 1            |
| TEXAS CHILDRENS HOSPITAL              |           |           |           | 2          | 1         | 2          | 3          |          |            | 2          | 2          |           |           | 1          | 2        | 2          | 1          |           | 17           |
| TEXAS CHILDRENS THE WOODLANDS CAMPUS  |           |           |           | 6          | 3         | 2          | 1          |          | 3          | 6          | 1          |           |           | 7          | 5        |            |            |           | 40           |
| TEXAS CHILDRENS WOMEN'S PAVILION      |           |           |           |            |           |            |            |          |            |            |            |           |           |            |          |            |            |           | 1            |
| VETERANS AFFAIRS MEDICAL CENTER       |           |           |           |            |           |            |            |          |            | 1          |            |           |           |            |          |            |            |           | 1            |
| <b>Totals</b>                         | <b>50</b> | <b>37</b> | <b>37</b> | <b>181</b> | <b>36</b> | <b>196</b> | <b>192</b> | <b>7</b> | <b>166</b> | <b>168</b> | <b>201</b> | <b>33</b> | <b>37</b> | <b>152</b> | <b>3</b> | <b>152</b> | <b>117</b> | <b>52</b> | <b>1,817</b> |



Division 11 Harris County Emerg Corps

# 911 STATISTICS REPORT FOR PERIOD 08-01-24 to 08-31-24

9/9/2024 9:04:09 PM Page 10 of 12

D:\RHMM\SS

## AVERAGE HOSPITAL TO IN-SERVICE TIME

\* All units assigned to a response that went enroute in district, NO mutual aid responses

| Location Name                        | Transports   | Average Duration | Longest Duration | Total Time At Hospital |
|--------------------------------------|--------------|------------------|------------------|------------------------|
| .HCA ER 247 FALLCREEK                | 1            | 0:00:12:35       | 0:00:12:35       | 0:00:12:35             |
| BEN TAUB HOSPITAL                    | 4            | 0:00:37:55       | 0:00:43:56       | 0:02:31:41             |
| CHI ST LUKE'S MEDICAL CENTER         | 3            | 0:00:41:04       | 0:00:41:56       | 0:02:03:13             |
| CHI ST LUKE'S VINTAGE                | 109          | 0:00:43:34       | 0:01:56:44       | 3:07:09:03             |
| CHI ST LUKE'S WOODLANDS              | 5            | 0:00:33:39       | 0:00:44:12       | 0:02:48:18             |
| CYPRESS CREEK HOSPITAL               | 3            | 0:00:23:11       | 0:00:41:40       | 0:01:09:33             |
| HCA ER 247 FALLBROOK                 | 43           | 0:00:18:08       | 0:00:51:10       | 0:13:00:23             |
| HCA ER 247 FALLCREEK                 | 28           | 0:00:17:01       | 0:00:28:18       | 0:07:56:44             |
| HCA ER 247 WILLOWBROOK               | 1            | 0:00:21:55       | 0:00:21:55       | 0:00:21:55             |
| HCA HOUSTON HEALTHCARE NORTHWEST     | 390          | 0:00:35:20       | 0:02:09:07       | 9:13:40:59             |
| HCA HOUSTON NORTH CYPRESS            | 1            | 0:00:23:14       | 0:00:23:14       | 0:00:23:14             |
| HCA KINGWOOD MEDICAL CENTER          | 37           | 0:00:53:10       | 0:01:59:25       | 1:08:47:15             |
| HEALTH ONE EMERGENCY CARE -KINGWOOD  | 1            | 0:00:41:54       | 0:00:41:54       | 0:00:41:54             |
| HOUSTON METHODIST THE WOODLANDS      | 2            | 0:00:28:14       | 0:00:33:12       | 0:00:56:29             |
| KINGWOOD EMERGENCY CENTER            | 37           | 0:00:28:36       | 0:01:07:47       | 0:17:38:43             |
| KINGWOOD MEDICAL CENTER              | 206          | 0:00:39:51       | 0:01:24:30       | 5:16:51:19             |
| LYNDON B JOHNSON GENERAL HOSPITAL    | 101          | 0:00:30:18       | 0:01:32:16       | 2:03:01:36             |
| MD ANDERSON CANCER CENTER            | 1            | 0:00:00:04       | 0:00:00:04       | 0:00:00:04             |
| MEMORIAL HERMANN GREATER HEIGHTS     | 5            | 0:00:32:42       | 0:00:39:51       | 0:02:43:31             |
| MEMORIAL HERMANN HOSPITAL            | 36           | 0:00:39:57       | 0:01:33:49       | 0:23:58:21             |
| MEMORIAL HERMANN MEMORIAL CITY       | 1            | 0:00:25:06       | 0:00:25:06       | 0:00:25:06             |
| MEMORIAL HERMANN NORTHEAST           | 376          | 0:00:34:35       | 0:03:42:36       | 9:00:48:44             |
| MEMORIAL HERMANN SUMMER CREEK CCC    | 8            | 0:00:18:56       | 0:00:24:47       | 0:02:31:28             |
| MEMORIAL HERMANN THE WOODLANDS       | 23           | 0:00:32:41       | 0:01:21:10       | 0:12:31:51             |
| METHODIST HOSPITAL                   | 5            | 0:00:29:38       | 0:00:37:18       | 0:02:28:13             |
| METHODIST WILLOWBROOK                | 314          | 0:00:35:32       | 0:01:38:58       | 7:17:59:34             |
| METHODIST WOODLANDS HOSPITAL         | 14           | 0:00:32:21       | 0:00:47:05       | 0:07:32:55             |
| POPEYE'S CHICKEN-VETERANS            | 1            | 0:00:00:03       | 0:00:00:03       | 0:00:00:03             |
| TEXAS CHILDRENS - WEST CAMPUS        | 1            | 0:00:26:34       | 0:00:26:34       | 0:00:26:34             |
| TEXAS CHILDRENS HOSPITAL             | 17           | 0:00:30:44       | 0:01:01:12       | 0:08:42:42             |
| TEXAS CHILDRENS THE WOODLANDS CAMPUS | 40           | 0:00:27:57       | 0:01:05:24       | 0:18:38:03             |
| TEXAS CHILDRENS WOMEN'S PAVILION     | 1            | 0:00:00:35       | 0:00:00:35       | 0:00:00:35             |
| Unspecified                          | 1            | 0:00:09:49       | 0:00:09:49       | 0:00:09:49             |
| VETERANS AFFAIRS MEDICAL CENTER      | 1            | 0:00:23:46       | 0:00:23:46       | 0:00:23:46             |
| <b>Totals</b>                        | <b>1,817</b> |                  |                  |                        |



Division 11 Harris County Emerg Corps

# 911 STATISTICS REPORT FOR PERIOD 08-01-24 to 08-31-24

9/9/2024 9:04:09 PM Page 11 of 12

## NO TRANSPORT DISPOSITION SUMMARY BY UNIT

| NO TRANSPORT DISPOSITION        | EMS910    | EMS940    | EMS980    | M91        | M910      | M92        | M920      | M921     | M93        | M930       | M94       | M940      | M941      | M95       | M950     | M96       | M97       | M980      | Total        |
|---------------------------------|-----------|-----------|-----------|------------|-----------|------------|-----------|----------|------------|------------|-----------|-----------|-----------|-----------|----------|-----------|-----------|-----------|--------------|
| Accidental Activation           |           |           |           | 1          |           |            |           |          | 1          |            |           |           |           |           |          | 1         |           |           | 4            |
| Call Cancelled                  |           |           |           | 1          |           |            |           |          |            | 2          |           |           |           |           |          | 2         | 1         |           | 9            |
| Call Complete                   | 2         |           |           | 11         |           | 6          | 4         |          | 4          | 5          | 1         |           |           |           |          | 2         | 4         | 1         | 51           |
| Call Reassigned                 | 3         | 8         | 8         | 14         | 4         | 6          | 15        |          | 16         | 9          | 11        |           | 6         | 4         | 10       | 11        | 11        | 2         | 127          |
| Call Referred                   | 3         | 6         | 2         | 8          |           | 4          | 10        |          | 12         | 5          | 7         |           |           | 2         | 2        | 6         |           | 1         | 68           |
| Call Referred,Disregard         |           |           |           |            |           | 1          |           |          |            |            |           |           |           |           |          |           |           |           | 1            |
| Call Unfounded                  | 2         | 1         |           | 1          | 1         | 1          | 3         |          | 1          | 3          |           |           |           | 1         | 1        | 1         | 1         |           | 16           |
| Death on Scene                  |           |           |           | 1          |           | 3          | 1         |          | 2          | 4          | 3         |           |           | 2         | 1        | 1         | 1         | 2         | 20           |
| Disregard                       | 4         | 8         | 3         | 11         | 1         | 11         | 5         | 1        | 9          | 11         | 9         |           | 2         | 12        | 9        | 14        | 9         |           | 119          |
| Disregard by Alarm Co           |           |           |           |            |           |            |           |          |            |            | 1         |           | 1         |           |          |           |           |           | 3            |
| Fire - Call Complete            |           | 1         |           | 2          |           |            | 1         |          | 1          |            |           |           |           |           | 1        |           |           |           | 6            |
| Fire - Investigated No Hazard   |           |           |           |            |           |            |           |          |            |            |           |           |           |           |          |           |           |           | 1            |
| No Medical                      |           |           |           | 1          |           | 3          |           |          |            | 2          |           |           |           |           |          | 1         |           |           | 7            |
| No Patient Contact              |           | 2         | 2         | 2          | 1         |            | 2         |          | 5          | 4          | 1         |           | 2         | 2         | 2        |           | 3         | 1         | 27           |
| No Patient Contact, Patient Gon |           | 2         |           | 1          |           |            |           |          |            | 3          | 2         |           |           |           | 2        |           |           |           | 2            |
| Patient Gone on Arrival         | 1         |           |           |            |           |            |           |          | 2          |            | 1         |           |           |           | 1        | 1         | 1         |           | 10           |
| Public Assist Only              |           |           |           |            |           |            |           |          |            |            |           |           |           |           |          |           |           | 2         | 7            |
| Refusal AMA                     | 21        | 13        | 26        | 39         | 6         | 54         | 35        | 2        | 39         | 38         | 34        | 8         | 12        | 43        | 39       | 29        | 29        | 11        | 449          |
| Refusal Parental                | 1         | 1         |           | 2          |           | 1          | 7         | 1        | 2          | 2          | 1         |           | 1         | 3         | 6        | 5         |           |           | 31           |
| Unspecified                     | 7         | 5         | 6         | 21         | 5         | 17         | 16        |          | 10         | 20         | 18        | 2         | 1         | 12        | 1        | 15        | 8         | 5         | 169          |
| <b>Totals</b>                   | <b>44</b> | <b>47</b> | <b>47</b> | <b>116</b> | <b>18</b> | <b>107</b> | <b>99</b> | <b>4</b> | <b>102</b> | <b>108</b> | <b>89</b> | <b>10</b> | <b>26</b> | <b>96</b> | <b>1</b> | <b>94</b> | <b>87</b> | <b>32</b> | <b>1,127</b> |



Division 11

Harris County Emerg Corps

# 911 STATISTICS REPORT FOR PERIOD 08-01-24 to 08-31-24

9/9/2024 9:04:09 PM Page 12 of 12

## MUTUAL AID PROVIDED BY YOUR DISTRICT

| Incident ID | Date       | Time     | Shift | Unit | Problem                       | Provided To          | Map       | Call Disposition     |
|-------------|------------|----------|-------|------|-------------------------------|----------------------|-----------|----------------------|
| 24-08-40658 | 08/01/2024 | 11:25:27 | A     | M97  | 31A1 UNCONSCIOUS PARTY        | Atascocita FD        | 377J      | CALL COMPLETE        |
| 24-08-40670 | 08/01/2024 | 12:04:00 | A     | M99  | 26A06 MEDICAL CALL            | Atascocita FD        | 377F      | CALL COMPLETE        |
| 24-08-40712 | 08/01/2024 | 15:28:52 | A     | M99  | 29A02 MOTOR VEHICLE ACCIDENT  | Atascocita FD        | 337W      | REFUSAL AMA          |
| 24-08-40722 | 08/01/2024 | 16:10:59 | A     | M99  | 29A02V MOTOR VEHICLE ACCIDENT | Atascocita FD        | 336T      | REFUSAL AMA          |
| 24-08-40738 | 08/01/2024 | 17:21:45 | A     | M99  | MEDICAL CALL                  | Atascocita FD        | 337W      | REFUSAL AMA          |
| 24-08-40866 | 08/02/2024 | 11:18:05 | B     | M97  | PSYCHIATRIC                   | Atascocita FD        | 337U      | FIRE - CALL COMPLETE |
| 24-08-41151 | 08/03/2024 | 15:10:08 | C     | M97  | 17B01G INJ. PARTY FROM A FALL | Atascocita FD        | 377A      | CALL COMPLETE        |
| 24-08-41594 | 08/05/2024 | 20:25:14 | C     | M97  | 26A04 MEDICAL CALL            | Atascocita FD        | 377E      | CALL COMPLETE        |
| 24-08-43277 | 08/14/2024 | 20:24:19 | D     | M95  | UNCONSCIOUS PARTY             | CC-Cypress Creek EMS | 332F      | CALL COMPLETE        |
| 24-08-43278 | 08/14/2024 | 20:27:30 | D     | M91  | 31D4 UNCONSCIOUS PARTY        | CC-Cypress Creek EMS | 331R      | CALL COMPLETE        |
| 24-08-43865 | 08/17/2024 | 16:35:42 | A     | M94  | Traumatic Injuries (Specific) | HC-Agency Unknown    | 414B      | CALL COMPLETE        |
| 24-08-44031 | 08/18/2024 | 13:51:50 | B     | M97  | 26C02 MEDICAL CALL            | Atascocita FD        | 376M      | CALL UNFOUNDED       |
| 24-08-44035 | 08/18/2024 | 14:15:58 | B     | M97  | MEDICAL CALL                  | Atascocita FD        | 376M      | CALL COMPLETE        |
| 24-08-44076 | 08/18/2024 | 18:56:44 | B     | M97  | 12A02 SEIZURES                | Atascocita FD        | 376M      | REFUSAL AMA          |
| 24-08-44534 | 08/20/2024 | 23:29:50 | D     | M97  | 26D01 MEDICAL CALL            | Atascocita FD        | 377J      | CALL COMPLETE        |
| 24-08-45245 | 08/24/2024 | 15:15:29 | B     | M97  | UNKNOWN PROBLEM               | HC-Agency Unknown    | 377W      | DISREGARD            |
| 24-08-45472 | 08/25/2024 | 22:57:10 | A     | M95  | MOTOR VEHICLE ACCIDENT        | CC-Cypress Creek EMS | 333H      | CALL CANCELLED       |
| 24-08-45482 | 08/26/2024 | 00:26:17 | A     | M97  | 13D01 DIABETIC                | Atascocita FD        | 377J      | REFUSAL AMA          |
| 24-08-45502 | 08/26/2024 | 06:49:59 | B     | M97  | 31A2 UNCONSCIOUS PARTY        | Atascocita FD        | 377K      | CALL COMPLETE        |
| 24-08-45550 | 08/26/2024 | 11:25:54 | B     | M920 | 6D02E RESPIRATORY             | Humble FD            | 335Y      | CALL COMPLETE        |
| 24-08-45561 | 08/26/2024 | 12:16:54 | B     | M94  | 29B1 MOTOR VEHICLE ACCIDENT   | Humble FD            | 335U      | CALL COMPLETE        |
| 24-08-45607 | 08/26/2024 | 16:22:20 | B     | M940 | 13C01 DIABETIC                | Atascocita FD        | 377J      | CALL COMPLETE        |
| 24-08-45629 | 08/26/2024 | 19:00:54 | B     | M97  | 5C04 MEDICAL CALL             | Atascocita FD        | 377K      | CALL COMPLETE        |
| 24-08-46035 | 08/28/2024 | 22:24:46 | D     | M97  | 12D02 SEIZURES                | HC-Agency Unknown    | NOT FOUND | CALL COMPLETE        |
| 24-08-46458 | 08/30/2024 | 20:32:14 | D     | M97  | 23C07I OVERDOSE               | Atascocita FD        | 377K      | CALL COMPLETE        |
| 24-08-46660 | 08/31/2024 | 20:46:04 | A     | M93  | STROKE/ICVA                   | CC-Cypress Creek EMS | 370H      | CALL COMPLETE        |

Total Mutual Aid Responses Provided By Your District: 26